

















LOT	QTY	DESCRIPTION	NOTE
1			20 LITRE PART DRUMS OF OILS, GREASES, LUBRICANTS & 2 GREASE GUNS (1 x PALLET)
2			CRATE OF ASSORTED MIXED PAINT
3			DRUMS OF STAINLESS STEEL, GALV & GP, STRUCTURAL BOLTS 1/2" - 1" ASSORTED & THREAD, ETC. (1 x PALLET)
4			PART 205 LITRE DRUM OF GALV LINK CHAIN, (1/3 FULL)
5			BAGS OF NOBLES D SHACKLES 1" & EYE BOLTS
6			SITE TOOL BOX PLUS LRG QTY OF STAINLESS STEEL & GALV FASTENERS, PINS, ETC.
7			CRATE OF ASSORTED RUBBER TUBE, SEALS, PIPE CLAMP FITTINGS, PERGOLA BASES, ETC.
8			LRG QTY OF RAMSET, LOXONS, DYNA BOLTS, ETC.
9			2 x PVC TUBS OF POLY PHILMAC FITTINGS, COUPLINGS, JOINERS, ETC.

LOT	QTY	DESCRIPTION	NOTE
10		3 x AXLE STANDS & DECOIL REEL	
11		2 x 240V MOTORS, 1 x PUMP 1.5-2.2kw	
12		415V POWER CABLE (1 x PALLET)	
13		WIRE ROPE & EYELET	
14		ASST PARTS BOXES & FASTENERS, RIVETS, ASSORTED	
15		3 x STAINLESS STEEL PIPE STANDS	
16		2 x AVR GATE VALVES 250/200 & T JOINERS (NEW IN STILLAGE)	
17		PRE-CUT PLATE STEEL SECTION, 13mm THICK, ASSORTED (1 x PALLET)	

LOT	QTY	DESCRIPTION	NOTE
18		COOLROOM PANELS, ASSORTED PIECES	
19		CHECKER PLATE TRAY, ALLOY 900 x 900mm	
20		WATER TANK, STAINLESS STEEL 500 x 200 x 200mm (APPROX.)	
21		MILLING MACHINE, BEIJING No 1 TOOL PLANT (BYJC) TYPE: XA-6432A 1320 x 320mm TABLE POWERED VERTICAL HEAD 30-1500 RPM, 600mm APPROX VERTICAL TRAVEL, 415V	
22		TUBULAR SHELF UNIT, 240 x 180cm WITH LOCKABLE FRONT DOORS	
23		ANGLE STEEL SHELF UNIT, 240 x 150cm WITH LOCKABLE FRONT DOORS	
24		STEEL LOCKER, 2 DOOR, 180cm	

LOT	QTY	DESCRIPTION	NOTE
-----	-----	-------------	------

25




DRILL PRESS, PORSCHE  
PF16 - 16 SPEED, 240V

26



HEAVY DUTY OXY TROLLEY & LOCKABLE STORAGE, STEEL  
WHEELS

27




ASST GRINDING CUTTING DISCS, WELDING RODS, CASTORS  
x 4, PULLER, PARTS, ETC.

28



OC PRE-CUT SHIM KIT

29














SAND BLASTER 3/4" SOCKET SET, MAKITA 4" GRINDER & G  
CLAMPS








30







PORTABLE ENGINE CRANE, 1,500kg






LOT	QTY	DESCRIPTION	NOTE
31		 ELECTRIC MOTOR, TOSHIBA (NEW) 15kw, 1450rpm, 415V, SHAFT DRIVE	
32		 ELECTRIC MOTOR, TOSHIBA (NEW) 15kw, 1450rpm, 415V, SHAFT DRIVE	
33		 ELECTRIC MOTOR, TOSHIBA (NEW) 15kw, 1450rpm, 415V, SHAFT DRIVE	
34		 CENTRIFUGAL PUMP, GOULDS PUMPS SIZE 100 x 65-2500 POWERED BY CROMPTON 37kw MOTOR, 2950rpm, 415V	
35		 CHAIN HOIST, HITACHI, 2 TON TYPE: 2SNH 6 METRE CHAIN, PLUG IN 415V	
36		 CHAIN HOIST, HITACHI, 2 TON TYPE: 2SNH 6 METRE CHAIN, PLUG IN 415V	
37		 CHAIN BLOCK, NITCHI MOD: H-50A 3 TONNE SWL (AS NEW)	
38		 SUBMERSIBLE PUMP, FLYGT 2.4kw, 2825rpm, 415V STEEL BODY & 100mm COUPLING	








LOT	QTY	DESCRIPTION	NOTE
39		 SUBMERSIBLE PUMP, FLYGT 1kw, 240V FLOAT SWITCH, 50mm COUPLING	
40		 FIRE FIGHT PUMP, LIANLONG MOD: LLQD80-90 100mm COUPLING POWERED BY PETROL ENGINE (AS NEW)	
41		 FIRE FIGHT PUMP, LIANLONG MOD: HW53 2 x 1" OUTLETS POWERED BY PETROL ENGINE	
42		 FIRE FIGHT PUMP, LIANLONG MOD: HW53 2 x 1" OUTLETS POWERED BY PETROL ENGINE	
43		 WATER TRANSFER PUMP, LIANLONG MOD: TW30 6-5HP, 100mm COUPLINGS & SUCTION HOSE	
44		 WATER TRANSFER PUMP, LIANLONG MOD: TW30 6-5HP, 100mm COUPLINGS & SUCTION HOSE	
45		 JAWS OF LIFE, LUKAS HYDRAULIC SYSTEMS EMERGENCY RESPONSE SET PETROL POWERED SYSTEM HOSES, TWO HEADS & RAM	






LOT	QTY	DESCRIPTION	NOTE
46			PLATE COMPACTOR, BLUE DIAMOND MOD: BDM-350 DOM: 2015 323kg FORCE, DIESEL, ELECTRIC START
47			PLATE COMPACTOR, BLUE DIAMOND MOD: BDM-160 DOM: 2016 168kg FORCE, DIESEL, ELECTRIC START
48			CONCRETE ROAD SAW, DIMAS/PARTNER MOD: MINIMAG X FS130 WITH WATER FEED & PETROL ENGINE (9 HOURS ONLY)
49			LIGHT TOWER UNIT FORK POCKET BASE TWIN HALIDE FLOOD LIGHTS, 240V WINCH ARM ADJUST
50			TOOL BOX, TRUCK/SITE, HEAVY DUTY STEEL PLATE 1500 x 1000 x 1000mm APPROX. LOCKABLE, SIDE ACCESS WITH LIFT LUGS & BASE
51			TOOL BOX, TRUCK/SITE, HEAVY DUTY STEEL PLATE 1500 x 1000 x 1000mm APPROX. LOCKABLE, SIDE ACCESS WITH LIFT LUGS & BASE
52			UTE PACK TOOL CHEST, BAWER WHITE ENAMEL FINISH, 1200mm OPEN TOP & 2 DRAWER
53			KINCROME TOOL CHEST/SITE BOX, BLACK

LOT	QTY	DESCRIPTION	NOTE
54		GALV TOOL/SITE BOX 	
55		ALLOY TRUCK BOX 60 x 50cm 	
56		KINCROME STEEL TOOL/SITE BOX 	
57		CONVEYOR BELT PART ROLL 	
58		SET OF 4 USED DUNLOP 4X4 TYRES, GRANDTREK 255/70/R17 (HILUX) 	
59		MONO PRESSURE PUMPS MOD: SB10/AC/R8/G 4" STAINLESS STEEL OUTLET FITTING POWERED BY 10kw, 415V MOTOR (APPROX.) NORO GEAR BOX ON SKID BASE WITH NEW SUPPRESSION MOUNT BLOCKS 	
60		PLATFORM & ALLOY STEP LADDERS 	
61		POLY TANK/WATER CART TANK, BLUE 10,000 LITRE TOP FILL & DUAL OUTLETS 	
62		*** VACANT ***	



LOT	QTY	DESCRIPTION	NOTE
63		VACANT	
64		TRAILER MOUNT VACUUM PUMP SYSTEM, NODIG SYSTEMS/EQUIPMENT MOD: VM1000 1,000 LITRE VACUUM CHAMBER 500 LITRE WATER STORAGE TUTHILL VACUUM PUMP POWERED BY KOHLER 23.5HP PETROL ENGINE DOM: 2015 (CIRCA) MOVED ON TANDEM AXLE TRAILER REG: S523 TEN (10/11/2017) ELECTRIC BRAKES HOPKINS BREAK AWAY SYSTEM	
65		VACUUM PUMP SYSTEM SKID MOUNT 1,000 LITRE STEEL TANK RVS PUMP, MOD: M4000 POWERED BY 13HP HONDA PETROL ENGINE WITH 6 x 8" HOSES & COUPLINGS, EACH 3 METRES	
66		EWP, NIFTY 90 SERIAL: 09019824 TYPE: 90 MED DOM: 2009 WEIGHT 690kg REG: S32 SRP 120kg SWL (AS NEW)	
67		TELEHANDLER, GENIE GTH 2506 MOD: GTH2506AV SERIAL: 12793 DOM: 2005 HOURS: 4783 INDICATED REG: S81 SYT GP BUCKET, KERFAB & JIB 2,000kg (2014)	8.80% PREMIUM
68		2008 CATERPILLAR 304C CR EXCAVATOR REG: S47 SRJ (SA) (EXPIRED) VIN: CAT0304CLFPK05756 HOURS: 4621.9 INDICATED CAPACITY: 5 TONNE A/C ROPS CAB, QUICK HITCH, 600mm & 320mm TRENCHING BUCKET 1200mm DIGGING BUCKET RUBBER TRACKS (WITH PAPERS, WITH 2 KEY/S, WITH OWNER'S MANUAL, WITH SERVICE BOOKS)	8.80% PREMIUM
69		2006 SUNWARD SWE 1.8V MINI EXCAVATOR REG: (SA) SERIAL: SWE1.8V001.29 FITTED WITH MUD BUCKET, 2 x TRENCHING BUCKETS (WITH PAPERS, WITH 2 KEY/S, WITH OWNER'S MANUAL, WITH SERVICE BOOKS)	8.80% PREMIUM

LOT	QTY	DESCRIPTION	NOTE
70		 <p>9 / 2009 FUTURE METAL FAB 10 x 6FT TANDEM TIPPER  MODEL: 10XGTIP  REG: S579 TAF (SA) (EXPIRED)  VIN / CHASSIS: 6T9T200059072D019  ATM: 3,200kg  ELECTRIC BRAKES,  FITTED WITH RAMPS &amp; EXCAVATOR TIE DOWN POINTS  (WITH PAPERS)</p>	
71		 <p>CATERPILLAR 216B-2 SKID STEER LOADER  REG: S94 SZW (SA) (EXPIRED)  VIN: CAT6216BJRL107495  HOURS: 1,991 SHOWING  4 IN 1 BUCKET  FORK ATTACHMENT  (WITH PAPERS, WITH 2 KEY/S, WITH OWNER'S MANUAL, WITH  SERVICE BOOKS)</p>	8.80% PREMIUM
72		 <p>2010 DOOSAN DX225LC EXCAVATOR  REG: (SA)  HOURS: 3,583 INDICATED  CAPACITY: 20.1 TON  AUTO GREASE STEEL TRACKS  RHINO QUICK HITCH  2MGP BUCKET, 1.1m TRENCHING BUCKET  (WITH PAPERS, WITH OWNER'S MANUAL, WITH SERVICE  BOOKS)</p>	8.80% PREMIUM
73		 <p>VIBRATION PLATE, C-P  SUIT 90mm HITCH/DOOSAN</p>	
74		 <p>REMOTE CONTROL PEDESTRIAN PAD FOOT ROLLER  WACKER NEUSON  ARTICULATED  (NOTE: ENGINE REQUIRES WORK)</p>	
75		 <p>SMOOTH DRUM ROLLER,  BOMAG  TYPE BW 138  DOM 1999  ARTICULATED, ROPS BAR, DUETZ AIR COOLED DIESEL</p>	8.80% PREMIUM
76		 <p>TOYOTA 02-7FG40 FORKLIFT  REG: S94 SXM (EXPIRED)  LPG/PETROL,  2 STAGE SEE THRU MAST TO 4000mm  SOLID TYRES  (WITH PAPERS, WITH 1 KEY/S, WITH OWNER'S MANUAL, NO  SERVICE BOOKS)</p>	8.80% PREMIUM

LOT	QTY	DESCRIPTION	NOTE
77		<p>2009 HINO FM500 2627 6 x 4 CRANE TRUCK  REG: SB 80 CI (SA) (EXPIRED)  VIN: JHDFM8JTKXXX1038  ODO: 102,639 kms INDICATED  GVM: 26,000 kg  GCM: 33,000 kg  AIR CON, CB RADIO, DAY CAB, STEEL TRAY, UHF RADIO,  ROTATING LIGHTS &amp; WORK LIFT  FITTED WITH REAR MOUNTED CRANE, FERRARI F723A4  DOM: 2009  LAST SERVICE DATE: 17/05/2017  LIFT 7.7 TON @ 2.35m, 1.3 TON @ 12.22m  RUNNING WINCH RATED FOR 2 TON  (WITH PAPERS, WITH 2 KEY/S, WITH OWNER'S MANUAL, WITH  SERVICE BOOKS)</p>	8.80% PREMIUM
78		<p>2012 ISUZU NPS300 CREW EURO V-SITEC 4 x 4 TRUCK  REG: SB 14 GH (SA) (EXPIRED)  VIN: JAANPS75HB7101246  ODO: 92,306 kms INDICATED  MANUAL 5 SPEED,  AIR CON, CB RADIO, BULL BAR, STEEL RIMS, STEEL TRAY,  FITTED WITH MAXLIFT 110 CRANE WITH WINCH  TRAY FITTED WITH ALUMINIUM TOOL BOX &amp; WATER TANK  ROTATING LIGHT &amp; WORK LIGHT, ELECTRIC BRAKES, UNF,  REVERSING CAMERA  TYRES 60% TREAD  (WITH PAPERS, WITH 2 KEY/S, WITH OWNER'S MANUAL, WITH  SERVICE BOOKS)</p>	8.80% PREMIUM
79		<p>2014 TOYOTA HILUX DUAL CAB 4X4 UTILITY 4X4  REG: S243BEK (SA) (EXPIRED)  VIN: MR0FZ22G901205267  ODO: 68,000 kms indicated  3 LITRE, MANUAL 5 SPEED DIESEL TDI, 4 DOORS, 5  SEAT, 4X4  ABS, AIR BAG, AIR CON, ALLOY TRAY, BLUETOOTH, BULL  BAR, CD PLAYER, CRUISE CONTROL, FOG LAMPS, POWER  STEERING, SAT NAV, SIDE STEP, SPARE WHEEL, TOOL BOX,  TOW BAR, ALLOY WATER TANK  (WITH PAPERS, WITH 2 KEY/S, WITH OWNER'S MANUAL, WITH  SERVICE BOOKS)</p>	8.80% PREMIUM
79a		<p>2010 TOYOTA LANDCRUISER VDJ79R-TJMRYQ3 WORKMATE  D4D UTILITY 4X4  REG: S421 AJU  VIN: JTELV71J900016997  ODO: 144,621 kms INDICIATED  V8 4.5 litre, 5 speed SPEED DIESEL TDI, WHITE DUCO, 2  DOORS, 2 SEAT, 4X4  ABS, AIR BAG, AIR CON, BULL BAR, CD PLAYER, LADDER  RACK, POWER STEERING, SIDE STEP, SPARE WHEEL, STEEL  TRAY, TOOL BOX, TOW BAR, WARNING LIGHTS  (WITH PAPERS, WITH 2 KEY/S, WITH OWNER'S MANUAL, WITH  SERVICE BOOKS)</p>	8.80% PREMIUM
80		<p>2010 TOYOTA HILUX WTI 2.7 WORKMATE 150 SERIES UTILITY  REG: S274ADK (SA)  VIN: MROCX12G300054130  ODO: 117,423 kms INDICATED  2.7, 5 SPEED UNLEADED, 2 DOORS, 2 SEAT,  ABS, AIR BAG, AIR CON, ALLOY TRAY, CANOPY, POWER  STEERING, TOW BAR, FIBREGLASS CANOPY, WATER TANK  (WITH PAPERS, WITH 2 KEY/S, WITH OWNER'S MANUAL, WITH  SERVICE BOOKS)</p>	8.80% PREMIUM

LOT	QTY	DESCRIPTION	NOTE
81		6 LENGTHS GALV PIPE, 3mm, 250mm DIAMETER	
82		2 SECTIONS OF SHORING BOX STEEL, 100mm	
83		FLAT BOTTOM ALUMINIUM BOAT - 4m APPROX. REG: AR1555H HIN: AUTSA018083CLF ON SINGLE AXLE TRAILER REG: TCG 619	
84		12 / 2005 MODERN 8 x 5 TANDEM PLANT TRAILER REG: YGK 035 (SA) (EXPIRED) VIN / CHASSIS: 6N4MODERN5 ATM: 1,990kg BRAKES, RAMPS & JOCKEY WHEEL (WITH PAPERS)	
85		05 / 2008 MODERN 10 x 5 TANDEM TRAILER REG: YHW 883 (SA) (EXPIRED) VIN / CHASSIS: 6N4MODERN8TC20146 ATM: 1,990kg FITTED WITH LANDCRUISER 16" RIMS LED LIGHTS HYDRAULIC BRAKES (WITH PAPERS)	
86		10 / 2007 SKIDDY'S 6.5m TAG TRAILER VIN / CHASSIS: 6W9AMT1FT7B009244 ATM: 9,000kg BEAVER TAIL, SPRING LOAD RAMPS LEAF SPRING, HITCH (WITH PAPERS)	
87		HOMEMADE HEAVY DUTY TANDEM AXLE PLANT TRAILER REG: S773 TBL (EXPIRED) VIN / CHASSIS: 6T9T2700SB01FC061 ELECTRIC BRAKES 50mm BALL HITCH CHECKER PLATE STEEL FLOOR 5m BEAVER TAIL DECK X 1.8m (WITH PAPERS)	
88		06 / 2000 MODERN 7 x 4 TRADESMAN SINGLE AXLE TRAILER REG: S592 TEL (SA) (EXPIRED) ATM: 749kg (WITH PAPERS)	

LOT	QTY	DESCRIPTION	NOTE
-----	-----	-------------	------

89



ACCESS STEPS, 13 STEP, STEEL, (4 METRE)

90



8 LENGTHS STAINLESS STEEL PIPE  
EACH 6m LONG x 250mm DIAMETER x 3mm APPROX.

91



7 ASST LENGTHS PVC PIPE, 65mm-200mm

92



SITE STORAGE CONTAINER, 240 x 240cm

93



SHIPPING CONTAINER, 10ft, 2 DOOR ACCESS

94



SHIPPING CONTAINER, 20ft, 2 DOOR ACCESS

LOT	QTY	DESCRIPTION	NOTE
95		SHIPPING CONTAINER, 40ft, 2 DOOR ACCESS & SIDE ACCESS DOOR AT REAR, SHELVING & LIGHTING	
			
96		SHIPPING CONTAINER, 40ft, 2 DOOR ACCESS COVERED SINGLE DOOR ACCESS, (BEHIND SHIPPING DOOR) SHELVING & LIGHTING	
			
97		SHIPPING CONTAINER, 40ft, 2 DOOR ACCESS & SHELVING	
			
98		SITE OFFICE, 6m x 2.4m FITTED WITH PA DOOR, 2 x WINDOWS, EXTERNAL ROLLER STEEL BLINDS A/C, CONTAINER LIFTING POINTS & FORK LIFTING POINTS	
			
99		ASSORTED CONCRETE SURROUNDS	
			
100		BUILDING CEMENT BRICKS (3 x PALLETS)	
			
101		FORM WORK, ASSORTED	
			