



LOT	QTY	DESCRIPTION	NOTE
-----	-----	-------------	------

SHOW ROOM/RECEPTION

1  ROUND TABLE, WHITE LAMINATE, 800mm DIAMETER & 3 x CHROME LEG CHAIRS

2  ROUND TABLE, WHITE LAMINATE, 800mm DIAMETER & 3 x CHROME LEG CHAIRS

3  ROUND TABLE, WHITE LAMINATE, 800mm DIAMETER & 3 x CHROME LEG CHAIRS


4  2 x DARK GREY LAMINATED UNDERDESK MOBILES, 2 & 3 DRAWER

5  2 x LIGHT GREY LAMINATED UNDERDESK MOBILES, 3 DRAWER


6  3 x UPRIGHT DISPLAY STANDS

7  PAIR DESK LAMPS, WHITE SHADES & ALUMINIUM BASES

8  PAIR DESK LAMPS, WHITE SHADES & ALUMINIUM BASES

LOT	QTY	DESCRIPTION	NOTE
9		 RECEPTION COUNTER, SEMI CIRCLE, TIMBER TOP, BLUE & GREY LAMINATE BASE, 3m (W) APPROX	
10		 GLASS TOP COFFEE TABLE, STEEL LEGS, 71 x 56cm	
11		 2 x GREY LAMINATE UNDERDESK MOBILES, 3 DRAWER	
12		 GREY LAMINATE UNDERDESK MOBILES, 3 DRAWER & GREY LAMINATE UNDERDESK 3 DRAWER SET	
13		 THULE ALLOY ROOF RACK WITH BIKE CRADLE	
14		 3 x PEUGEOT HANGING MATERIAL BANNERS, 180 x 65cm, (2 IN SHOWROOM, 1 IN SERVICE)	

OFFICE

15		 2 DOOR LOWLINE CUPBOARD, STORM & WALNUT LAMINATE, 120 x 60 x 90cm	
----	--	---	--

REAR SPACE

LOT	QTY	DESCRIPTION	NOTE
16		2 x STEEL KEY CUPBOARDS WITH CODE PAD LOCK, 52 x 33cm (1 IN WORKSHOP)	
			
17		GREY LAMINATE DESK, 180 x 90cm & SHELF UNIT	
			
18		2 x GREY LAMINATE DESKS WITH HUTCHES, 180 x 90cm	
			
19		WHITEBOARD, 180 x 90cm	
			
20		650 (APPROX) x CUSTOMER/SALES WHITE STOCK CARDS	
			
21		3 x HIGH RISE CLOTH & CHROME, GAS LIFT OFFICE CHAIRS	
			
22		ROUND MEETING TABLE, 120cm, TIMBER TOP, CABLE ACCESS, BLUE/GREY LAMINATE BASE WITH STAINLESS STEEL FOOT RAIL	
			

PARTS & SERVICE AREA

LOT	QTY	DESCRIPTION	NOTE
23			LA BOUTIQUE GLASS & GREY PAINTED STEEL DISPLAY CABINET, LOCKABLE, NO KEY, 134 x 170 x 48cm
24			LA BOUTIQUE GLASS & GREY PAINTED STEEL DISPLAY CABINET, LOCKABLE, NO KEY, 134 x 170 x 48cm
25			STOCK DISPLAY SHELF UNIT, 4 TIER, GREY TIMBER & STEEL, 150 x 165 x 30cm
26			SPARE PARTS COUNTER, 125 x 75 x 105cm, TIMBER TOP, BLUE LAMINATE BASE, 3 DRAWER, SINGLE SHELF
27			SPARE PARTS COUNTER, 125 x 75 x 105cm, TIMBER TOP, BLUE LAMINATE BASE, 3 DRAWER, SINGLE SHELF
28			SPARE PARTS COUNTER, 125 x 75 x 105cm, TIMBER TOP, BLUE LAMINATE BASE, 3 DRAWER, SINGLE SHELF
29			CORNER CUPBOARD UNIT, 7 DOOR, 240 x 180cm, TIMBER LAMINATE, PINE & WHITE FINISH

LOT	QTY	DESCRIPTION	NOTE
30		FILING CABINET, 3 DRAWER TIMBER LAMINATE	
31		3 x MODULAR SINGLE DOOR/SINGLE DRAWER CUPBOARDS, TIMBER TOP, PINE & WHITE FINISH, 160 x 50 x 90cm & 2 TIER TIMBER SHELF, 210 x 55 x 90cm	
32		A BIT OF HISTORY "THE PEUGEOT PRINT", 125 x 55cm, ALLOY FRAME & GLAZED	
33		ECLIPSE RADIO CD UNIT, DVD/VIDEO MOD: AVN827GA	
34		ECLIPSE RADIO CD UNIT, DVD/VIDEO MOD: AVN827GA	
35		QUANTITY PEUGEOT SPARE PARTS, PULLEYS, BELTS, COVERS, ETC & 3 x BOTTLES COOLANT, (NEW), 1 x 1.5 LITRE & 2 x 2 LITRE	

LOT	QTY	DESCRIPTION	NOTE
-----	-----	-------------	------

36 FISH EYE SAFETY MIRROR & WALL MOUNT BRACKET, SAFE "T" VIEW



UPSTAIRS OFFICES

37 GREY LAMINATE DESK & HUTCH, 180 x 90cm, 3 DRAWER MOBILE, 3 DRAWER FILING CABINET & 2 x WALL PRINTS, (CONTENTS OFFICE)



38 GREY LAMINATE, 3 DRAWER DESK & RETURN, 180 x 90cm, LOWLINE, 2 DOOR STATIONERY CABINET, 90 x 90 x 45cm, 2 x CHAIRS & 2 x POSTERS, (CONTENTS OFFICE)



FRONT WORKSHOP

39 STEEL WORKSHOP BENCH, 160 x 80cm, 2 TIER, GALV SHEET TOP



39a STEEL KEY CUPBOARD WITH CODE PAD LOCK, 52 x 33cm



40 2 POST CLEAR FLOOR HOIST, MOLNAR
MOD: MF1705-0H-3T-QL
QUICK LIFT SERVICE ARMS
3,000kg CAPACITY, 415V
IN SERVICE



41 2 POST CLEAR FLOOR HOIST, MOLNAR
MOD: MF1705-0H-3T-QL
QUICK LIFT SERVICE ARMS
3,000kg CAPACITY, 415V
IN SERVICE



LOT	QTY	DESCRIPTION	NOTE
42			<p>2 POST CLEAR FLOOR HOIST, MOLNAR MOD: MF1705-0H-3T-QL QUICK LIFT SERVICE ARMS 3,000kg CAPACITY, 415V IN SERVICE</p>
43			<p>2 POST CLEAR FLOOR HOIST, MOLNAR MOD: MF1705-0H-3T-QL QUICK LIFT SERVICE ARMS 3,000kg CAPACITY, 415V IN SERVICE</p>
44			<p>2 POST CLEAR FLOOR HOIST, MOLNAR MOD: MF1705-0H-3T-QL QUICK LIFT SERVICE ARMS 3,000kg CAPACITY, 415V IN SERVICE</p>
45			<p>STEEL FRAME BENCH, PART WALL MOUNT, 280 x 70cm, 2 TIER, GALV SHEET TOP</p>
46			<p>STEEL FRAME BENCH, 2 DOOR, 130 x 70cm, GALV SHEET TOP</p>
47			<p>STEEL FRAME BENCH, 4m x 70cm, WITH CUT OUT, GALV SHEET TOP</p>
48			<p>STEEL FRAME BENCH, 4m x 70cm, WITH CUT OUT, GALV SHEET TOP</p>

LOT	QTY	DESCRIPTION	NOTE
49		MECH PRO 85 LITRE, PARTS WASHER, 240V	
			
50		COATS 1250 DIGITAL WHEEL BALANCER WITH ADAPTORS, 240V	
			
51		AIR COMPRESSOR, CECCATO MOD: CSM 5.5xMINI ROTARY SCREW HOURS: 2,327 415V	
			
52		AIR RECEIVER, RED, 140 x 50cm, WITH TRAP & REGULATOR	
			
53		ENGINE COOLANT, LONG LIFE 1 x 210 LITRE SEALED 1 x PART DRUM	
			
54		REFRIGERANT RECOVERY UNIT, ROBIN AIR MOD: LT100	
			
55		BOSCH ANALYSER TYPE: SC547	
			

LOT	QTY	DESCRIPTION	NOTE
-----	-----	-------------	------

56



GALV SHELVING, SHARMAN 3 BAYS
210cm (H), 4 & 5 TIER

57



PEUGEOT SPECIAL TOOLS, 3 x SETS
504-505, 205-505
FRONT END & SUSPENSION

58



PEUGEOT SPECIAL TOOLS, 3 x SETS
504-505, 205-505
GEARBOX, ENGINE, ETC

59



PEUGEOT SPECIAL TOOLS, 2 x SETS
504-505, 205-505
GEARBOX, ENGINE, ETC

REAR WORKSHOP

60



2 x WURTH PEUGEOT SHIM KITS

61



4 x GRAB KITS, O-RINGS, STAR & FIBRE WASHERS & BRASS
WELSH PLUGS


62



SPECIAL TOOLS, RING PLIERS, CIRCLIP LEVEL, TENSIONER &
THREAD KITS


LOT	QTY	DESCRIPTION	NOTE
-----	-----	-------------	------

63



2 x VALVE SPRING COMPRESSORS

64



TAIL PIPE EXPANDERS, RYCO GAUGE & GLO GUN

65



2 x OLD SCHOOL TAP & DIE SETS IN TIMBER CASES

66



PART P&N TAP & DIE SET WITH SPARES

67



4 x SPECIALTY TOOL SETS, SLIDE HAMMERS, EFI TEST SET, ARBOR SET, SUIT PS PINION

68



PRESSURE TEST SET, UP TO 100 BAR

LOT	QTY	DESCRIPTION	NOTE
-----	-----	-------------	------

69  TWIN LEG BEARING PULLER, LARGER SOCKET & PRESSURE GAUGE

70  ENGINE BAY GEARBOX BRACE







71  2 POST CLEAR FLOOR HOIST, MOLNAR
MOD: MF1705-0H-3T-QL
QUICK LIFT SERVICE ARMS
3,000kg CAPACITY, 415V
IN SERVICE





72  2 POST CLEAR FLOOR HOIST, MOLNAR
MOD: MF1705-0H-3T-QL
QUICK LIFT SERVICE ARMS
3,000kg CAPACITY, 415V
IN SERVICE

73  NITROGEN FILLING STATION

74  3 x HYDRAULIC BOTTLE JACKS

LOT	QTY	DESCRIPTION	NOTE
75		3 x SPECIALTY TOOLS, STEERING TOOLS & PRESSURE TEST KIT	
			
76		PEUGEOT SPECIALTY TOOLS & CASES	
			
77		ASSORTED PEUGEOT DIAGNOSTICS PLUGS, LOOMS & FITTINGS	
			
78		STEEL FRAME BENCH, GALV TOP, 3.2m (L)	
			
79		WHEEL ALIGNMENT EQUIPMENT, LASER ALIGNMENT PARTS CABINET, 4 WHEEL ALIGNING FITTINGS & WHEEL SWIVEL BASES	
			
80		AUTOMOTIVE DIAGNOSTIC TESTER, ACTIA DIAG 2000	
			
81		DIAL A CHARGE A/C RE-GASSER & EFI TEST SET	
			

LOT	QTY	DESCRIPTION	NOTE
82		 RECHARGE STATION, ROBIN AIR SUIT R134A 2 x GAUGE SETS & CPS RECOVERY PUMP	
83		 ENGINE FREIGHT CRATE, PVC, HEAVY DUTY	
84		 SCRAP AUTO PARTS, 1 x PALLET	
85		 JOHN BEAM WHEEL BALANCER MOD: 5.1 SMART CALIBRATION, 240V	
86		 TYRE CHANGER, BEISSBARTH MOD: MS-50-IT TILT BACK HEAD, 415V WITH AIR BLAST SYSTEM	
87		 STRUT COMPRESSOR, HEAVY DUTY, FREE STANDING	

LOT	QTY	DESCRIPTION	NOTE
88		OIL SEPARATOR, ALWIN FISHER, APCM 240V PUMP, STAINLESS STEEL TANK	
			
89		WALL MOUNT BENCH, 200 x 50cm, STEEL TOP & FRAME	
			
90		ASSORTED SUSPENSION, PAIR LEAF SPRINGS, VARIOUS STRUTS & COILS, AS NEW	
			
91		HIGHGATE EVO-05 AIR CONDITIONING JAVAC GAS PUMP & TROLLEY	
			
92		A/C GAS CHARGER, ROBIN AIR MOD: R134A ONLY ON TROLLEY	
