









LOT	QTY	DESCRIPTION	NOTE
1		 SPRAY UNIT, TORNADO POLYTEK 1000 SINGLE AXLE, PIN HITCH, 1000 LITRE CAPACITY PTO DRIVEN PUMP, ALL FAULTS	
2		 DIESEL FUEL TANK, SELECTA 200 LITRE POLY 12V PUMP & FUEL NOZZLE	
3		 POST DRIVER & BORER, LYCO POWER DRIVE, 3PL, HYDRAULIC BORER HAS 4 x AUGER ATTACHMENTS 50, 80, 140 & 160mm DIAMETER BORER ATTACHMENT FITS ON TO HAMMER/DRIVER HEAD	
4		 SLASHER, BERENDS 180cm (W), PTO, 3PL	
5		 DISC PLOUGH, OFFSET, TWIN ROW, 12 DISC, 3PL, 160cm (W)	
6		 QUAD BIKE, SUZUKI KING QUAD 4x4, 700, 4 STROKE, FUEL INJECTED ALL FAULTS	
7		 HOT PRESSURE WASHER, SPITWATER MOD: SW201 415V DIESEL HEATED ALL FAULTS	
8		 SPRAYER, CROPLANDS MOD: LA700/70 700 LITRE POLY TANK PTO, 3PL	

LOT	QTY	DESCRIPTION	NOTE
-----	-----	-------------	------

8a



DIRT BIKE, LONCIN 250LX
4 STROKE, ELEC START
ODO: 44kms SHOWING

8b




HYDRAULIC POWER PACK, POWERED BY BRIGGS &
STRATTON ENGINE WITH PENDANT CONTROL

8c



HYDRAULIC POWER PACK, POWERED BY BRIGGS &
STRATTON ENGINE WITH PENDANT CONTROL

9




WORKSHOP HEATER, OIL BURNER

10
















WORKSHOP HEATER, OIL BURNER




11
















BBQ, WEBER KETTLE & HEAT BEADS







LOT	QTY	DESCRIPTION	NOTE
12		AIR COMPRESSOR, OZITO MOD: ACP2415 240V	
13		AIR COMPRESSOR, CLISBY SERIES 61 POWERED BY HONDA 6.5HP PETROL ENGINE	
14		FUNGICIDE, SINDON 500 SC FUNGICIDE 14 x 5 LITRE BOTTLES	
15		8 x PART CONTAINERS, ASSORTED HERBICIDES, FUNGICIDES, FERTILIZER, ETC	
16		SHELF, 180 x 90cm & CONTENTS, TRACTOR PARTS, LIGHTS, INDICATORS, JOY STICK CONTROL, ETC,	
17		SHELF UNIT, 180 x 90cm, STEEL FRAME & CONTENTS, ELECTRICAL CORD, PUNCTURE KIT, NUTS & BOLTS, CUTTER BLADES, PULLIES, ETC	

LOT	QTY	DESCRIPTION	NOTE
18			SHELF UNIT, 180 x 90cm, STEEL FRAME & CONTENTS, ASSORTED CHEMICALS, PAINT, OIL, GREASE & PVC CEMENT
19			COMBINATION SPANNER SET, STANLEY 7 PIECE, IMPERIAL, 1-1 1/2"
20			ASSORTED HAND TOOLS, RIVET GUN, GREASE GUN, VICE GRIPS, MULTI PLIER SET, ETC
21			SOCKET SETS, STANLEY 1/2" DRIVE, 30 PIECE & 3/4" DRIVE, 21 PIECE IN CARRY CASE
22			FIRE HAND PUMP SPRAY BACKPACK, 16 LITRE, 3 x JERRY CANS & 2 X FIRE EXTINGUISHERS, 9.1 LITRE WATER
23			WORKSHOP PRESS, 30 TONNE, MANUAL, ADJUSTABLE HEIGHT
24			55 x CARDBOARD PARTS DRAWERS & CONTENTS, NUTS, BOLTS, SCREWS, WING NUTS, FASTENERS, 1 x BAY (NOT INCLUDING SHELF)







LOT	QTY	DESCRIPTION	NOTE
25		50 x PARTS DRAWERS & CONTENTS, NUTS & BOLTS, HEX HEAD, DOME NUTS, LIGHT GLOBES, SELF TAPPING SCREWS, ETC, 1 x BAY (NOT INCLUDING SHELF)	
26		50 x PARTS DRAWERS & CONTENTS, NUTS & BOLTS, DOOR LOCKS, HILTI FASTENERS, SCREWS, ETC, ETC, 1 x BAY (NOT INCLUDING SHELF)	
27		SHELF UNIT, 220 x 280cm, 3 BAY, MULTI TIER, STEEL MODULAR CONSTRUCTION	
28		BRUSH CUTTER, STIHL, FS-110 PETROL ENGINE, BIKE HANDLE GRIPS	
29		CHAINSAW, STIHL 630mm BAR WITH 50mm SPARE BAR CHAIN & ELECTRIC CHAIN SAW SHARPENER, 240V	
30		15 x DAYLIGHT SWITCHES, MATSUSHI PHOTO ELEC & 3 x SIEMENS, LANDIS & STAEFA VALVES	

LOT	QTY	DESCRIPTION	NOTE
31		ORBITAL POLISHER, 240V	
			
32		CORDLESS DRILL, BOSCH & MAKITA BATTERY CHARGER, DC18RC & BATTERY	
			
33		HEAT GUN, ROK 2000w, 240V IN CARRY CASE	
			
34		ANGLE GRINDER, MAKITA GA5030 125mm, 240V IN CARRY CASE	
			
35		3 x ASSORTED PTO DRIVE SHAFTS	
			
36		HAMMER DRILL, AEG, SBE630R, 240V IN CARRY CASE	
			
37		QUANTITY ASSORTED DRILL BITS IN DRILL BIT CASES	
			

LOT	QTY	DESCRIPTION	NOTE
38		60 x EXIT SIGNS, PLASTIC, 30 x 15mm	
39		3 x GRAPE VINE, SUPPORT STAKE TAPE STAPLER, SIMES FASTENING SYSTEMS, 604E, TAPE & STAPLES	
40		6 x ASSORTED PTO DRIVE SHAFTS	
41		STEEL SHELF UNIT, 180 x 90cm & CONTENTS, ROTATING BECON LIGHTS, MACHINE PARTS & HAND TOOLS	
42		STEEL SHELF UNIT, 180 x 90cm & CONTENTS, RAMS,. PTO DRIVE SHAFTS, TRAILER JOCKEY STAND, ETC	
43		STEEL SHELF UNIT, 180 x 90cm & CONTENTS, TRAILER BALL HITCHES, HAND WINCH, JOCKEY WHEEL, RATCHET STRAPS, HITCH PINS, ETC	

LOT	QTY	DESCRIPTION	NOTE
44			STEEL SHELF UNIT, 180 x 90cm & CONTENTS, IRRIGATION FITTINGS, SOLENOIDS, REEL OF 5mm DIAMETER HOSE, PVC CEMENT, ETC
45			HONDA PETROL ENGINE, ALL FAULTS, WATER PUMP POWERED BY HONDA DUAL POWER 5.5HP ENGINE, ALL FAULTS & COMPRESSOR PUMP, BERTOLINI, ALL FAULT
46			3 x ASSORTED WATER PUMPS, LOWARA, ETC, 240V, ALL FAULTS & HYDRAULIC VALVE BODY
47			WATER PUMP, PTO DRIVEN, MOUNTED IN STEEL FRAME WITH 3PL ATTACHMENT, 50mm OUTLET, 80mm INLET
48			10 x TUBS ASSORTED IRRIGATION , FITTINGS, VALVES, FLANGES, JOINERS, ETC
49			FUEL TANK, CYLINDRICAL STEEL WITH FEET & HAND PUMP, APPROX 1000 LITRE SIZE: 91 x 155cm

LOT	QTY	DESCRIPTION	NOTE
50		BOOM MIST SPRAYER, INTERLINK MOUNTED ON TANDEM AXLE TRAILER PTO PUMPS, 4 x POWERPROP HYDRAULIC FANS TWIN BOOM, APPROX 2000 LITRE	
51		SCRAP STEEL, PARTS, WIRE, ETC, (2 x CRATES)	
52		UNDER VINE SPRAY SYSTEM, CLEMENTS 2 ROW WITH TRACTOR MOUNT LINKAGE, CLEMENTS ERO HYDRAULIC OP	
53		VINE TRIMMER, CLEMENTS ERO 2 ROW 4 DECK, MULTI CUTTER HEADS HYDRAULIC OP	
54		QUAD BIKE, SUZUKI VINSON 500 4x4, MANUAL SHIFT, TOW BALL	
55		PAIR ALLOY RAMPS, FOLDING, 280 x 2300mm	

LOT	QTY	DESCRIPTION	NOTE
56		WIRE DE COILER REEL, STEEL, ADJUSTABLE DIAMETER TO 800mm	
			
57		2 x AT TYRES CARLISLE AT489, 25x10.00-12	
			
58		4 x AT TYRES 3 WITH RIMS TO SUIT SPRAY TRAILERS, 6 STUD, 10.0/75-15.3	
			
59		3 x TRACTOR TYRES, PIRELLI TM700, 280/70R18, GOODYEAR SUPERTRAC, 12.4R24 & STAR MAXX 12.4-24	
			
60		4 x AT TYRES 3 WITH RIMS TO SUIT SPRAY TRAILERS, 6 STUD, 10.0/75-15.3	
			
61		TRACTOR TYRE, MICHELIN AGRIBIB, 18.4R30xM25P	
			

LOT	QTY	DESCRIPTION	NOTE
62		 TRACTOR TYRE, GOODYEAR, DT812, 420/70R.28	
63		 SPRAY TANK, POLY, 2000 LITRE, INTERLINK, NEW	
64		 IBC SHUTTLE MIXER, DIRECT SHAFT, 240V	
65		 RIDEON MOWER, HUSTLER/ALLAST MOD: SUPER 2 HOURS: 532 SHOWING ZERO TURN, 60" TWIN HEAD CUT V-TWIN PETROL ENGINE	
66		 2000 FORD COURIER UN DUAL CAB TRAYTOP UTILITY REG: XNU 416 VIN: MNABSF70YW137871 ODO: 339,854kms SHOWING 4 CYLINDER, AUTOMATIC TRANSMISSION, PETROL EFI, WHITE DUCO, AIR CON, POWER STEERING, GITSHAM ALLOY TRAY (NO PAPERS, NO OWNER'S MANUAL, NO SERVICE BOOKS)	
67		 1970 INTERNATIONAL C1500 4x2 TRAY TOP TRUCK REG: UFN 714 ENG: 628115331 ODO: MILES: 57,503 showing 6 CYLINDER, 4 SPEED MANUAL TRANSMISSION, PETROL, GREEN DUCO, 2 DOORS, 3 SEAT, SINGLE CAB CHASSIS: C24196 GVM/GTM: 5,878kg GVW: 15,000LBS CHECKER PLATE STEEL TRAY, 4.3m HINGED STEEL SIDES, TIMBER SIDE EXTENSIONS & ROOF SUPPORT HOOPS TOW BAR, UNDER TRAY TOOLBOXES JERRY CAN HOLDERS & SPARE WHEEL (NO PAPERS, NO OWNER'S MANUAL, NO SERVICE BOOKS)	
68		 BOOM MIST SPRAYER, SILVAN MOD: 2000L SINGEL AXLE, TWIN BOOM HYDRAULIC OP, PTO PUMP & FAN 2000 LITRE, PIN HITCH WITH SPRAY MATE RATE CONTROLLER	

LOT	QTY	DESCRIPTION	NOTE
-----	-----	-------------	------

69



NEW HOLLAND TN95F 4x4 TRACTOR BLUE CAB
 REG: S18 STE
 HOURS: 8,000hours SHOWING
 FULL ENCLOSED A/C CAB
 3PL, PTO, 2 x 2 HYDRAULICS
 S/NO: 001272545
 SUPER STEER, THIS UNIT HAS HAD THE STEERING REPAIRED.
 (NO PAPERS, NO OWNER'S MANUAL, NO SERVICE BOOKS)

70



2015 NEW HOLLAND TD5-100 4x4 TRACTOR FRONT END LOADER
 REG: S99 SAT
 HOURS: 1,478hours SHOWING
 FULLY ENCLOSED A/C CAB
 S/NO: FD166028*DDC7BA
 2 WAY RADIO
 3PL, PTO, HYDRAULICS
 FITTED WITH CHALLENGER LOADER ATTACHMENT
 FORKS & 4 IN 1 BUCKET
 MLC 2160mm
 QUICK HITCH
 (NO PAPERS, NO OWNER'S MANUAL, NO SERVICE BOOKS)
 CONDITION:
 BRAKES - NOT OPERATIONAL, NEEDS ALTERNATE SHAFT FITTED