












LOT	QTY	DESCRIPTION	NOTE
1		 PHONE SYSTEM, ALCATEL LUCENT OMNI-PCX POWER CPV.EE WITH 3 x 8039 PREMIUM HANDSETS & 1 x CORDLESS HANDSET	
2		 2 x GREY LAMINATE TIMBER LAMINATE DESKS, 2 DRAWER, 180 x 90cm & 2 x OFFICE CHAIRS	
3		 2 x GREY LAMINATE TIMBER LAMINATE DESKS, 2 DRAWER, 180 x 90cm & 2 x OFFICE CHAIRS	
4		 HP DESKTOP PCU HP COMPAQ 6000 PRO INTEL CORE 2 DUO CPU 3.06GHz, 4GB RAM, HDD 500GB, DVD BENQ 60cm LCD MONITOR DELL 48cm CD MONITOR WIRELESS KEYBOARD & MOUSE	






EXECUTIVE OFFICE







5		 EXECUTIVE DESK, 180 x 90cm, SOLID TIMBER LAMINATE WITH VINYL INLAY, 2 DRAWER SHELF UNIT, 150 x 90cm & 3 DRAWER MATCHING SET & 2 x GAS LIFT EXECUTIVE CHAIRS (CONTENTS OF MANAGERS OFFICE)	
6		 2 x BLACK PLASTIC & CHROME RECEPTION CHAIRS & WHITEBOARD, 180 x 120cm	








REAR OFFICE

7		 PAIR 4 DRAWER FILING CABINETS, DARK GREY STEEL	
---	--	--	--


LOT	QTY	DESCRIPTION	NOTE
8		GREY LAMINATE DESK, 180 x 90cm WITH 2 DOOR GREY CUPBOARD, OFFICE CHAIR, GREY LOWLINE BOOKSHELF & WHITE 2 DOOR STOCK CUPBOARD, 180cm	
9		TOHSIBA PHOTOCOPIER MOD: E STUDIO 2040e COPIES: 384,000 & 2 DOOR LOWLINE CUPBOARD	
KITCHEN			
10		SAECO MINUTE COFFEE MACHINE & LANDSCAPE PAINTING	
YARD			
11		SCHAEFER DRIVE IN PALLET RACKING 34 (APPROX) x UPRIGHTS, 5.4 MTR 34 (APPROX) x PALLET RAILS, 5.8 MTR. 13 (APPROX) x PALLET RAILS, 3.8 MTR 35 (APPROX) x PALLET RAILS, 1.75 MTR 300 (APPROX) x CROSS BEAMS, 1.33 MTR WITH BRACE BARS & HARDWARE, HEAVY DUTY BARS & BASE PLATES	
12		GREY CEMENT INTERLOCKING PAVERS, 23 x 23cm x 80mm THICK, APPROX 50sqm, 5 x PALLETS	
13		RED BRICK PAVERS, CLAY, 230 x 110 x 75mm, APPROX 13sqm, 2 x PALLETS	
14		CEMENT RETAINING WALL BLOCKS, GREY & CREAM, 3 x PALLETS	

LOT	QTY	DESCRIPTION	NOTE
15		 <p>WIRE MESH STILLAGE, 210 x 155 x 190cm & CONTENTS, BLACK PVC PIPE, 1000 x 150mm, APPROX 50 PIECES</p>	
16		 <p>SET STEEL STEPS, 225cm (H), 60cm (W) WITH HAND RAIL</p>	
17		 <p>2002 MANTIOU TMT320E TELESCOPIC FORKLIFT HOURS: 2,072hours SHOWING LISTER DIESEL, 4 CYLINDER, S/NO: 172955 CHASSIS: 1172955 3 WHEEL FITTED WITH EAST WEST ENGINEERING OFF LOADING ATTACHMENT ALL FAULTS (NO PAPERS, NO OWNER'S MANUAL, NO SERVICE BOOKS)</p>	
18		 <p>01/2007 FLH FREIGHTLINER ARGOSY 6x4,PARTS ONLY ROAD TRAIN RATED, BD & BT CAT 6 CYLINDER DIESEL, NOT COMPLETE ALLOY RIMS, AIR BAG SUSPENSION SLEEPER CAB VIN: IFVJAWAV47L997709 NO GEARBOX</p>	
19		 <p>TRUCK TRAY, CURTAIN SIDE, NO CURTAINS 5.5 (L) x 2.4 (H) x 2.5m (W), STEEL TRAY</p>	
20		 <p>15 x PLASTIC TRUCK GUARDS, ALL FAULTS</p>	

LOT	QTY	DESCRIPTION	NOTE
21		ISUZU 8EU02-FVR13NT 4x2 CURTAINSIDE TRAY TOP REG: VCK 608 ENG: 188537 ODO: 861,787kms APPROX TURBO 900 6 CYLINDER, HI/LOW GEARBOX 10 SPEED DIESEL, SPRING SUSPENSION, ALLOY BULL BAR REAR BARN DOORS 7.6 (L) x 2.5 (W) x 2.9m (H) STEEL CHECKER PLATE DECK 4 x GATES SPARE TYRE 2 x UNDER TRAY TOOL BOXES (NO PAPERS, NO OWNER'S MANUAL, NO SERVICE BOOKS)	
22		TIEMAN LOADING RAMP, 1800mm (W), 93m (L) ADJUSTABLE HEIGHT ADJUSTABLE HYDRAULIC DECK CONNECTOR 2.6 x 2.4m (W) NEEDS REPAIR	
23		CONTAINER RAMP 2200mm (W) 2000mm (L) TYPE: CRN65 LOAD: 6,500kg RATED BY EAST WEST ENGINEERING	
24		TRUCK AIR DAM, WHITE FIBREGLASS	
25		22 (APPROX) x LARGE QUANTITY TRUCK GATES, STEEL, 1.6-2.0m APPROX & 3 x TRAILER ENDS	
26		** WITHDRAWN ** 1988 HINO ECONO DIESEL FF SERIES FF19 6x2 TRAYTOP CURTAINSIDE REG: UPA 224 ODO: 578,717kms SHOWING GVM: 13,900kg 6 CYLINDER TURBO, *** DEFECTED *** CHASSIS/VIN: FF197L10283 UNDER TRAY TOOL BOX REAR BARN DOORS TOW HITCH STEEL CHECKER PLATE DECK 8 (L) x 2.4 (W) x 2.8m (H) SPARE WHEEL & CONTENTS (NO PAPERS, NO OWNER'S MANUAL, NO SERVICE BOOKS)	

LOT	QTY	DESCRIPTION	NOTE
27		 TRUCK TRAY CURTAIN SIDE WITH NOSE CONE & GATES 7.4 (L) x 2.4 (W) x 2.7m (H) FORK POCKETS & CONTAINER PIN POINTS FORK ON/FORK OFF	
28		 6 x CHAIN MESH PANELS, 2.5 x 2.0m, GALV PIPE FRAMES	
29		 HEAVY DUTY TIMBER & STEEL STILLAGE, 310 x 142cm	
30		 TCM FORKLIFT, PARTS ONLY MOD: FG25T6H NO MOTOR, NO LIFT CRADLE SOLID TYRES, LPG RACK & HOSE	
31		 PALLET RACKING, 5 BAYS, SCHAEFER 6 x UPRIGHTS, 540cm 20 x CROSS BEAMS, 130cm	
32		 PALLET TRUCK, ZILIN, 2,500kg	
33		 AIR DAM, WHITE FIBREGLASS, INTERNATIONAL P/NO: 609275591	

LOT	QTY	DESCRIPTION	NOTE
-----	-----	-------------	------

34		TCM 25 FG25T3 FORKLIFT REG: LVP 527 HOURS: 15,383hours SHOWING DIESEL, 2,200kg LIFT CAPACITY SIDE SHIFT SOLID TYRES WEIGH SCALE (NO PAPERS, NO OWNER'S MANUAL, NO SERVICE BOOKS)	
----	---	--	--