








































| LOT | QTY | DESCRIPTION | NOTE |
|----------|---|---|------|
| WORKSHOP | | | |
| 1 | | 2 x 12V MAGNETIC BASE SAFETY REVOLVING LIGHTS | |
| |  | | |
| 2 | | 5 DRAWER STAND & CONTENTS, IRRIGATION FITTINGS | |
| |  | | |
| 3 | | PART DRUM PENRITE ENGINE COOLANT, WITH DRUM PUMP | |
| |  | | |
| 4 | | AUS MIST ELECTRIC SPRAY FAN 240V | |
| |  | | |
| 5 | | PAIR TIMBER DOORS, 720 x 2300mm | |
| |  | | |
| 6 | | CUT OFF SAW BENCH, RHS STEEL, HEAVY DUTY (FRAME ONLY) IN/OUT FEED | |
| |  | | |
| 7 | | FINA 240V PUMP & AIR CONDITIONER, RC | |
| |  | | |








| LOT | QTY | DESCRIPTION | NOTE |
|-----|-----|---|------|
| 8 | | 2 x ROLLER STANDS, ADJUSTABLE HEIGHT | |
| | |  | |
| 9 | | 11 x PART ROLLS ELECTRICAL CABLE & 2 x ROLLS FLURO CHAIN | |
| | |  | |
| 10 | | LOWLINE TIMBER 2 DOOR CUPBOARD & CONTENTS, PAINTS AEROSOL CANS ETC | |
| | |  | |
| 11 | | 2 x 4 DRAWER STEEL FILING CABINETS & CONTENTS, HERBICIDES, TOOLS ETC | |
| | |  | |
| 12 | | CONTENTS OF RACK, ELECTRIC MOTORS, BELTS, CABLE OFFCUTS, HARDWARE ETC WITH WHITEBOARD | |
| | |  | |
| 13 | | DEXION ANGLE LIGHT DUTY, PALLET RACK 1 x BAY, 4 TIER 2800 x 2000mm | |
| | |  | |

| LOT | QTY | DESCRIPTION | NOTE |
|-----|---|---|------|
| 14 |  | BOSCH 9" GRINDER, WORX CIRCULAR SAW AND CONTENTS CONTENTS OF 2 DOOR CUPBOARD | |
| 15 |  | LARGE QUANTITY HARDWARE, NUTS, BOLTS SCREWS WASHERS ETC | |
| 16 | | STEELCO 2 DOOR STEEL CUPBOARD, 1800 x 900mm | |
| 17 | | STEELCO 2 DOOR STEEL CUPBOARD, 1800 x 900mm | |
| 18 |  | SMALL PLATE TOP BENCH , CABINET & HARDWARE | |
| 19 |  | LOWLINE 2 DOOR STEEL CABINET & CONTENTS, OILS LUBRICANTS ETC | |
| 20 |  | CONTENTS PEGBOARD, TOOLS, FIBRO CUTTER, LEVELS, SAWS, DRIVERS ETC | |
| 21 |  | CONTENTS PEGBOARD, TOOLS, CRIMPER, BOLT CUTTER, SAWS, SHIFTER ETC | |




| LOT | QTY | DESCRIPTION | NOTE |
|-----|-----|--|------|
| 22 | |  DOUBLE ENDED 6" BENCH GRINDER, UNIVERSAL, ON PEDESTAL | |
| 23 | |  LOWLINE MOBILE TOOL CABINET & TOOLS, SOCKETS ETC | |
| 24 | |  TOOLS ON BENCHTOP, TALON HEDGE SAW, RED FUEL CONTAINER | |
| 25 | |  TIMBER WORKSHOP BENCH WITH 6" SWIVEL VICE, 2100mm (L) | |
| 26 | |  2 x TIMBER DRAWER UNITS WITH CONTENTS, DRILL BITS, PULLEYS, KNIVES, FASTENERS, MEASURES & MORE | |
| 27 | |  HITACHI & BOSCH 18V CORDLESS DRILLS & CHARGER | |
| 28 | |  BENCHTOP DRILL PRESS, SHERLINE, 13mm 240V | |

| LOT | QTY | DESCRIPTION | NOTE |
|-----|---|--|------|
| 29 |  | DOUBLE ENDED BENCH GRINDER, HAMILCO, 6" 240V, ON 2 DOOR CUPBOARD | |
| 30 |  | ASSORTED TOOLS, OFFCUT STEEL & TROLLEY WITH WIRE ROPE | |
| 31 |  | SACK TRUCK, PNEUMATIC WHEELS | |
| 32 |  | ROSS AIR COMPRESSOR, 6CFM 240V | |
| 33 |  | PAIR 4000kg ADJUSTABLE JACK STANDS | |
| 34 |  | PAIR 4000kg ADJUSTABLE JACK STANDS | |
| 35 |  | ASSORTED STANDS, JOCKEY WHEEL & INDUSTRIAL SMALL TYRES | |
| 36 |  | 22 x PLASTIC CRATES, CHICKEN BASKETS | |




| LOT | QTY | DESCRIPTION | NOTE |
|------------------|---|---|------|
| 37 |  | HALOGEN LIGHT SET, JUMPER LEADS & HOSE/NOZZLE | |
| 38 |  | 240V PRESSURE CLEANER | |
| 39 |  | WORKSTAND MOBILE, 3 TIER, & 75mm SWIVEL VICE | |
| 40 |  | ASSORTED STANDS, FLOODLIGHT & HOSE REEL | |
| 41 |  | TABLE SAW, 7" 240V & TRANSFORMER & ASSORTED TOOLS | |
| 42 |  | STEEL PLATE TOP WORKBENCH, 6mm PLATE STEEL TOP BLUE, RHS FRAME | |
| OUTSIDE WORKSHOP | | | |
| 43 |  | OFFCUT STEEL, RHS GALV, IMPLEMENT CHAINS ETC | |
| YARD | | | |










| LOT | QTY | DESCRIPTION | NOTE |
|------|---|--|------|
| 44 |  | MOBILE PUMP UNIT & TANK, APPROX 40 LITRES 12V PUMP | |
| 45 |  | RUBBER BOOTS, HOSES, SPRAYS, SAFETY CONES, TARP ETC | |
| SHED | | | |
| 46 |  | 2 x BACK PACK SPRAYERS, CROPLANDS & RY | |
| 47 |  | SHADOW-BOARD GARDEN TOOLS, POST HOLE DIGGER, SHOVELS, SHIELDS, BROOMS ETC | |
| 48 |  | 6 x PVC ASSORTED BINS & GALV TOOLBOX & CONTENTS | |
| 49 |  | CIG TRANSARC ARC WELDER, 140amp 240V | |
| 50 |  | ASSORTED HOSES, WIRE, PART ROLL GALV CABLE | |








| LOT | QTY | DESCRIPTION | NOTE |
|-----|-----|---|------|
| 51 | | MESH SURROUNDS, MATTING, STEP LADDER, MESH ETC (BACK WALL) | |
| 52 | | PROJECTOR BATTERY CHARGER & 3 x BATTERIES, DRAWER UNIT, PARTS ETC, WITH RACK | |
| 53 | | REVERSE CYCLE AIR CONDITIONER, ON STAND | |
| 54 | | PALLET LOT ASSORTED STEEL PINS, FASTENERS & PARTS | |
| 55 | | ASSORTED CHEMICAL VIROGUARD, SANITISERS, FOAMCLEAN ETC | |
| 56 | | FORK BLADE TOWING ADAPTOR & PTO SHAFT | |
| 57 | | 6 x PVC RED FUEL CANS & 20 LITRE JERRY CAN | |
| 58 | | COIL 12mm NYLON ROPE | |

| LOT | QTY | DESCRIPTION | NOTE |
|-----|---|---|------|
| 59 |  | GORILLA STEP LADDER, 1.8m 120kg RATED | |
| 60 |  | RIDE ON MOWER, JOHN DEERE MOD: LA115 HOURS: 366 INDICATED PETROL 19.5HP, B&S ENGINE, 42" CUT | |
| 61 |  | AG TRACTOR, FRONT END LOADER, JOHN DEERE MOD: 955 HOURS: 1,292 INDICATED 3 CYLINDER DIESEL, 4 WHEEL ASSIST PTO, 3 PTL, ROPS BAR FITTED WITH JOHN DEERE 70A FRONT END LOADER, ATTACHMENT, WITH GP BUCKET WITH 3 PTL SLASHER, 1100mm | |


OUTSIDE YARD & LEAN TO

| | | | |
|----|---|---|--|
| 62 |  | AMPOL 1000 LITRE HORIZONTAL FUEL TANK A BIT OF HISTORY | |
| 63 |  | CHICKEN EGG DIVIDERS, PLASTIC CRATES, STAINLESS STEEL WASH TROUGH & 2 x 200 LITRE PLASTIC DRUMS | |
| 64 |  | GALV FORK-MOUNT FEED BIN | |
| 65 |  | DIESEL ENGINE, FORD MOD: 2725E 6 CYLINDER (PARTS ONLY) | |
| 66 |  | GALV FEEDERS, TROUGHS, SHROUDS, COMPONENTS IN BACKYARD GALV POST PLUS GALV PIPE IN LEAN TOO | |

| LOT | QTY | DESCRIPTION | NOTE |
|-----|---|---|------|
| 67 |  | 2 x GALV PALLET STANDS | |
| 68 |  | FIBREGLASS WATER TANK, 4000 LITRE (APPROX) | |
| 69 |  | MASSEY FERGUSON, 35 4 CYLINDER PETROL, HIGH/LOW RANGE, PTO, 3PL WITH FORKS TO REAR (CONDITION UNKNOWN - NEEDS LOVE!) | |
| 70 |  | 3PL SCRAPER, 1500mm (W) (APPROX) | |
| 71 |  | MASSEY SLASHER, 3PL, PTO DRIVE | |
| 72 |  | FORK MOUNT FEED BIN | |
| 73 |  | 3PL TIPPER BIN (VERY RUSTED) | |
| 74 |  | ASSORTED PERMA PINE POSTS | |
| 75 |  | TIMBER MOUNT SPRAYER, WITH PTO PUMP SINGLE AXLE (CONDITION UNKNOWN) | |

| LOT | QTY | DESCRIPTION | NOTE |
|-----|-----|--|------|
| 76 | |  <p>'THE LAWN ROLLER', ACME MOD: 1 24" (W) CORDLESS</p> | |
| 77 | |  <p>PART ROLL GREEN LINE, BLACK POLY PIPE & OFFCUTS</p> | |
| 78 | |  <p>COOLROOM, PREFABRICATED 10 x 4.5 x 2.2m (APPROX) INSULATE PANEL, CENTRAL SLIDING DOOR 2M OPENING, BUFFALO TRIDENT BITZER EVAPORATIVE COOLER, TWIN FAN, MODEL BRO-66 ACPAC COMPRESSOR UNIT, LUNITE HIGH AMBIENT TWIN FAN, 415V</p> | |
| 79 | |  <p>HYTSU PALLET TRUCK 2500kg RATED</p> | |
| 80 | |  <p>RYOBI VACUUM 2200w BLOWER & GARDEN TOOLS</p> | |
| 81 | |  <p>ASSORTED EGG DIVIDERS, IN & OUTSIDE COOLROOM LARGE QUANTITY. (NOT LPG BOTTLE)</p> | |
| 82 | |  <p>MITSUBISHI FORKLIFT MOD: FG25 HOURS: 6,525 INDICATED 2000kg LIFT PNEUMATIC TYRES, SEE THROUGH MAST , LPG.</p> | |

IN SHED

| | | |
|----|---|--|
| 83 |  <p>PVC OUTDOOR SETTING, 6 x CHAIRS, PLUS 8 x PVC CHAIRS</p> | |
|----|---|--|

| LOT | QTY | DESCRIPTION | NOTE |
|-----|-----|--|------|
| 84 | |  LG FRIDGE/FREEZER, 210 LITRE MICROWAVE & TOASTER OVEN | |
| 85 | |  ASSORTED CHEMICALS, TORQUE PAPER ROLLS (CONTENTS OF BENCH & CUPBOARD) | |
| 86 | |  TIMBER PACKING BENCH, 2400 x 1600mm WITH UNDERBENCH STORAGE | |
| 87 | |  2 DOOR BEIGE STEEL STOCK CUPBOARD, 1800 x 900mm | |
| 88 | |  OFFICE DESK WITH HUTCH & STATIONERY 3 x WHITEBOARDS & 2 x CHAIRS, BLUE | |
| 89 | |  2001 MITSUBISHI TRITON MK0L27 TRAY TOP UTE REG: WPD 321 VIN: MNVONK6502D001541 ODO: 258,000kms (APPROX) 5 SPEED MANUAL TRANSMISSION, EFI PETROL, WHITE DUCO, AIR CON, POWER STEERING, TOW BAR, ALLOY TRAY, LADDER RACKS (NO PAPERS, NO OWNER'S MANUAL, NO SERVICE BOOKS) | |