






























LOT	QTY	DESCRIPTION	NOTE
1		2 x STEEL PARTS TROLLEYS	
			
2		2 x STEEL PARTS TROLLEYS	
			
3		2 TIER TROLLEY & ASSORTED FASTENERS	
			
4		WELDER TROLLEY & CABINET	
			
5		4 x WHEELBARROWS, (AVERAGE)	
			
6		4 x WHEELBARROWS, (AVERAGE)	
			
7		STEEL TROLLEY BASKET SIDES	
			

LOT	QTY	DESCRIPTION	NOTE
8		 MOBILE TOOL CABINET, 2 DOOR	
9		 STEEL PARTS TROLLEY. SOLID WHEELS	
10		 HEAVY DUTY PLATE STEEL CABINET, MOBILE	
11		 HEAVY DUTY PLATE STEEL CABINET, MOBILE	
12		 PLATE STEEL BENCH, 3000 x 1000 x 10mm WITH RECORD VICE, ANGLE STEEL FRAME	
13		 PLATE STEEL TRESTLE BENCH, 3000 x 1900 x 30mm WITH SWIVEL VICE	
14		 PLATE STEEL TROLLEY, 1800 x 900 x 10mm, 2 TIER	
15		 SPRING BASE PARTS STACKER, ROTATING	

LOT	QTY	DESCRIPTION	NOTE
16		HEAVY DUTY ANGLE STEEL RACK, DOUBLE SIDED, 1800mm	
17		HEAVY DUTY TOOL SHADOW TROLLEY, DOUBLE SIDED, 1600mm	
18		4 x FILTER COVERS, ALLOY , 1350 x 1500mm	
19		4 x ASSORTED TRESTLE TABLES	
20		INLINE FILTRATION SYSTEM, WALKER 3 BANK	
21		KAESER REFRIGERANT AIR DRYER MOD: TCH-32 16 BAR CAPACITY 240V & FILTER	
22		GREEN COLOURBOND ROLLER DOOR, INDUSTRIAL, 3.7 x 4.5m APPROX & RAILS	
23		GALV ROLLER DOOR, INDUSTRIAL, 2.7 x 3.5m APPROX & RAILS	

LOT	QTY	DESCRIPTION	NOTE
24		 ARBOGA GEARED HEAD DRILL MOD: GL2508 No3 M/T 100-2900RPM 2 SPEED, E-STOPS, 415V	
25		 DE GRINDER, GMF 8" WITH GUARDING LIGHT & W-STOPS, 415V	
26		 GREEN POLY RAINWATER TANK, 2 x 1.2m DIAMETER APPROX, 2,000 LITRE APPROX	
27		 DIESEL FIRE PUMPING STATION INSULATED FRAME/BOX POWERED BY CUMMINS 6 CYLINDER TURBO DIESEL HOURS: 273 240V DIRECT COUPLING DRIVE CENTRIFUGAL PUMP WORMALD TYPE UNI FLO UFCZ510/14 350 x 250mm ALL ON I BEAM SKID BASE	
28		 EMERGENCY DIESEL PUMP SET, ENCLOSED GAS POWERED BY CUMMINS N. 495G 6 CYLINDER DIESEL TWIN PUMP UNIT DIRECT DRIVE PUMP, AJAX 150-125-315 AUXILIARY DRIVE PUMP/BELT DRIVE AJAX GS-40-250 CONDITION UNKNOWN WITH TANK & STAND	
29		 MOBILE LIGHTING TOWER, PROLIGHT MOD: 75H S/NO: SG10071741 12.5kw & ELCB, 240V OUTLET TELESCOPIC TOWER RECOVERY TOWING COUPLER	

LOT	QTY	DESCRIPTION	NOTE
30		 MOBILE LIGHTING TOWER, PROLIGHT MOD: 75H S/NO: SG11010140 12.5kw & ELCB, 240V OUTLET TELESCOPIC TOWER RECOVERY TOWING COUPLER	
31		 ACCESS STEP/PLATFORM, 1800mm	
32		 MOBILE ALUMINIUM PLATFORM, STAR ALUMINIUM, 2400 x 900mm	
33		 1700 LITRE OVERHEAD DIESEL TANK & STAND	
34		 MANUAL HYDRAULIC PERSONNEL LIFT SWL: 200kg MOBILE BASE	
35		 3 x PALLETS PVC CULVERT INNERS, 150 APPROX, 1000 x 500mm	
36		 STAINLESS STEEL CASED MIXING TANK, 1200 LITRE APPROX WITH DIRECT DRIVE STIRRER GRUNDFOS ALL DOSE CONTROL & METER & GRUNDFOS TRANSMITTER	
37		 HEAVY DUTY JINKER TRAILER, EX ETSA I-BEAM FRAME, PERFORATED STEEL TOP 5 x 2.45m 8.2x15 RIM, 6 STUD RING PULL HITCH	

LOT	QTY	DESCRIPTION	NOTE
-----	-----	-------------	------

38



REVERSE OSMOSIS DESALINATION WATER TREATMENT PLANT,
 MANUFACTURER - AQUEOUS SOLUTIONS
 PLANT DESIGN - 50,000 LPH PERMEATE PRODUCTION
 MODEL - AS 1,200,000
 FEED FLORATE - 53.2M3 / HOUR
 PERMEATE FLORATE - 50M3 / HOUR
 DESIGN TEMPERATURE - 18 C
 DOM - 2011

MOUNTED IN 40FT STEEL SHIPPING CONTAINER, MULTI ACCESS (EASY REMOVAL)

UTILISING GRUNDFOS PUMPS 5-45KW 415V, CARTRIDGE FILTRATION 40" X 9" CLUSTER TYPE, RO PRESSURE VESSEL, 8" DIA, 6 ELEMENT LONG FRP, 300PSI

VARIANT TREATMENT EQUIPMENT INC. AUTO FINISH SYSTE, SODIUM METABISULPHITE DOSING, ANTI-SCALE DOSING, LOWFEED / HIGH PRESSURE PROTECTION AGENT SYSTEM

ELECTRICS INC. ABB, GEORGE FISCHER, IFM, YOKOGAWA & ALLEN BRADLEY, ELECTRONIC METERS, SWITCH GEAR, CONTROLLERS & TRANSDUCERS ARE UTILISED IN THIS PLANT

39



ASTRO POWER CLIMB UNIT IN CASE WITH 3 x ROLLS OF CABLE, 57m APPROX

40











ASTRO POWER CLIMB UNIT IN CASE WITH 3 x ROLLS OF CABLE, 57m APPROX







41









ASTRO POWER CLIMB UNIT IN CASE WITH 3 x ROLLS OF CABLE, 57m APPROX

LOT	QTY	DESCRIPTION	NOTE
42		ASTRO POWER CLIMB UNIT IN CASE WITH 3 x ROLLS OF CABLE, 57m APPROX	
43		ASTRO POWER CLIMB UNIT IN CASE WITH 3 x ROLLS OF CABLE, 57m APPROX	
44		ALLOY COVERS, BOX FRAMES & BRACKETS	
45		6 x SETS ASSORTED INFRARED & WHITE LIGHTS	
46		2 x HERO PEDESTAL FANS, 700mm	
47		40' STEEL SHIPPING CONTAINER STANDARD HEIGHT 5794ID	
48		TRANSFORMER TYREE, 1983 S/NO: 112440 4520kg COIL MASS: 2870kg 800KVA OUTPUT, 415V LOW 6900 V LIGHT	
49		TRANSFORMER TYREE, 1983 S/NO: 112435 4520kg COIL MASS: 2870kg 800KVA OUTPUT, 415V LOW 6900 V LIGHT	



LOT	QTY	DESCRIPTION	NOTE
50		PALLET RACK TROLLEY, 2.9m RUBBER TOP	
51		MANUAL WORKSHOP CRANE, 1000kg AUTO LIFT	
52		EVAPORATIVE AIRCONDITIONER, STAINLESS STEEL, BONAIRE 1650 x 1650 x 1800mm, 415V & DUCTING	
53		AIR COMPRESSOR, PILOT/CHAMPION 3 CYLINDER, 40 CUBIC FEET, 7.5kw, 415V DUAL STAGE	
54		STEEL PLATE BENCH, 3000 x 1000 x 10mm & SHELF	
55		STEEL TROLLEY, GIRDERS, ETC	
56		*** VACANT ***	
57		CATERPILLAR 988G WHEEL LOADER HOURS: 19,000hours INDICATED (HAS PREVIOUSLY BEEN SERVICED BY CAVPOWER WHYALLA) (NO OTHER INFO AVAILABLE) (NO PAPERS, NO OWNER'S MANUAL, NO SERVICE BOOKS)	
58		CATERPILLAR 854G WHEELED DOZER HOURS: 44,551hours INDICATED ID: 800420/7460-13 TYRES EXCELLENT CONDITION (HAS PREVIOUSLY BEEN SERVICED BY CAVPOWER WHYALLA) (NO OTHER INFO AVAILABLE) (NO PAPERS, NO OWNER'S MANUAL, NO SERVICE BOOKS)	

LOT	QTY	DESCRIPTION	NOTE
59		TIGER (CATERPILLAR) T590 WHEELED DOZER HOURS: 41,226hours INDICATED ID: 7HK00197 MODEL (990) TYRES EXCELLENT CONDITION (HAS PREVIOUSLY BEEN SERVICED BY CAVPOWER WHYALLA) (NO OTHER INFO AVAILABLE) (NO PAPERS, NO OWNER'S MANUAL, NO SERVICE BOOKS)	
60		1984 ISUZU NPR 200 MEDIUM 4x2 TRAYTOP TRUCK REG: N/A VIN: JAANPR58GR7100124 ODO: 60,912kms SHOWING 5 SPEED DIESEL, ENGINE TYPE RL4/4BEI 3600mm STEEL DROP SIDE TRAY (NO PAPERS, NO OWNER'S MANUAL, NO SERVICE BOOKS) CONDITION: A/C - NOT OP	
61		2003 TOYOTA HILUX DUAL CAB UTILITY REG: WWS 530 VIN: JTFDV626400014711 ODO: 420,553kms SHOWING TURBO DIESEL, 5 SPEED MANUAL TRANSMISSION, WHITE DUCO, 4x4 AIR CON, POWER STEERING (NO PAPERS, NO OWNER'S MANUAL, NO SERVICE BOOKS)	
62		POLY WATER TANK 50,000 LITRE WITH AGITATOR GEARED DRIVE, 415V & ACCESS STEPS TO PLATFORM 5mm DIAMETER APPROX	
63		PAIR 415V PUMPS, MONARCH 6205-22 MOTOR WITH SOUTHERN CROSS MOD: 3-21B PLUS RSB PUMP MOD: V2-15 HIGH PRESSURE	
64		TRANSFORMER, TYREE DOM: 1982 6600-415V (APPROX) 100KVA	

LOT	QTY	DESCRIPTION	NOTE
65		<p>1989 HINO 4x2 TIPPER VIN: 3HDEFF1731XXX13608 ODO: 83,215kms INDICATED 6 CYLINDER, 6 SPEED MANUAL TRANSMISSION, ECO DIESEL FF, CHASSIS NO: WAV22244ZFA060740 3.6 x 2.4m TRAY</p> <p>(FARM USE ONLY) (NO PAPERS, WITH 1 KEY/S, NO OWNER'S MANUAL, NO SERVICE BOOKS)</p>	
66		<p>HITACHI CX100 ARTICULATED LOADER REG: S38 SFR ODO: 35,688kms INDICATED 6 CYLINDER TURBO, 4 SPEED 2.4m (W) BUCKET FITTED WITH SUPALOAD DRO (NO PAPERS, WITH 1 KEY/S, NO OWNER'S MANUAL, NO SERVICE BOOKS)</p>	
67		<p>415V BLOWER 5.5kw DIRECT DRIVE 2900 RPM, 6x5"</p>	
68		<p>AIR COMPRESSOR, VEE TWIN SINGLE STAGE 5.5kw/415V 30 CFM</p> <p>(ALL FAULTS)</p>	
69		<p>25HP RIBON SCREW TYPE AIR COMPRESSOR ON SKID, BELT DRIVE NO TANK</p>	
70		<p>6 x OREGON ROOF SECTIONS, 17.5 x 3.6m SOLD PER EACH 7 x 3' & 6 x 2'</p>	
71		<p>40' OPEN ENDED SHIPPING CONTAINER WALK THROUGH</p>	
72		<p>50 x LENGTHS BLACK POLY PIPE, 12m (L) 280mm INSIDE 300mm OUTSIDE UV COATED</p>	

LOT	QTY	DESCRIPTION	NOTE
73		 40' SHIPPING CONTAINER WORKSHOP, GREEN, 8036 WITH POWER/LIGHTING, BENCHES & STORAGE FITTED	
73a		 DRIVE THRU TRUCK WASH, WITH SPRAY BAR ULTRA MAY FILTERS 45kw PUMP, JAVELIN MOD: JV90-6 MAX: 205m (H) 90 CUBIC METRES/HOUR (90,000 LITRES/HOUR) WITH GALV TANK, VALVES & PIPEWORK	
74		 20' SHIPPING CONTAINER WORKSHOP, RED, 8064	
75		 RECORD STORAGE CONTAINER, 40 x 8' SINGLE DOOR ENTRANCE (END) REAR DOUBLE DOOR STANDARD ACCESS 9817	
76		 RECORD STORAGE CONTAINER, 40 x 8' SINGLE DOOR ENTRANCE (END) REAR DOUBLE DOOR STANDARD ACCESS 5881	
77		 DATA SAFE 1600 x 600 x 600mm, KEY/COMBINATION	

LOT	QTY	DESCRIPTION	NOTE
78		ABLUTION BLOCK. RELOCATABLE 12 x 3m COMPRISING: 4 x SHOWER CUBICLES, SLIDING DOOR, LOCKER ACCESS 1 x 3m URINAL 12 x STAINLESS STEEL HAND BASINS 6 x TOILETS EXTRACTION FANS, 2 x MIRRORS & 315 LITRE HOT WATER SERVICE	
79		MEETING ROOM WITH KITCHENETTE 12 x 3m SINGLE DOOR ACCESS 2 x END WALL A/C'S 7 x WINDOWS WITH SINK, HOT WATER SERVICE & PLUMBING (NO FITTINGS OR ELECTRONICS)	
80		CRIB ROOM, 4 MODULE, 12 x 12 TOTAL 4 x 12 x 3 UNITS, OPEN PLAN 1 x DOUBLE DOOR ACCESS 2 x SINGLE DOOR ACCESS 13 x WINDOWS, TOTAL 5 DOOR SINK CUPBOARD RINNAI INSTANT BOIL HOT WATER SERVICE 4 x SPLIT SYSTEM A/C'S 2 x WALL MOUNT A/C'S BOLTED INTERNAL FRAMING 3 x SPLIT SYSTEM AIR UNITS TO BE REMOVED PRIOR TO DISMANTLE\ 4 x A/C'S REQUIRE DE-GASSING	
81		OFFICE A BUILDING, 12 x 6m 2 x MODULE, 12 x 3m OPEN PLAN & 1 x SIDE OFFICE 5 x WINDOWS 2 x ACCESS DOORS 4 x WALL MOUNT A/C'S NO FIXTURES, FURNITURE OR ELECTRONICS	
82		OFFICE B BUILDING, 12 x 6m 2 x MODULE, 12 x 3m OPEN PLAN & END OFFICE AREA & SERVER ROOM 10 x WINDOWS, SINK UNIT 1 x ACCESS DOOR 3 x SPLIT SYSTEM A/C'S NO FURNITURE OR ELECTRONICS	
83		OFFICE C BUILDING, 10.5 x 6m 2 x MODULE, 10.5 x 3m OPEN PLAN 2 x WINDOWS 2 x ACCESS DOORS, END 2 x AS NEW, SPLIT SYSTEM A/C'S NO FURNITURE OR FITTINGS	
84		FIRST AID BUILDING, 6 x 2.4m OPEN PLAN 2 x WINDOWS 1 x ACCESS DOOR 1 x WALL MOUNT A/C	

LOT	QTY	DESCRIPTION	NOTE
85		 PACKAGED GENERATOR SET (1) KATO ENGINEERING SYNCHRONOUS AC ALTERNATOR BRUSHLESS 600KW @ 6.6KV P/B CATERPILLAR 3508 V8 TURBO DIESEL WATER COOLED MOUNTED IN SERVICABLE CONTAINERISED SHELTER NOISE REDUCTION INSULATED PANEL SOLD WITH POWER TRANSFORMER TYREE 630KVA - 55AMP DOM 1983 SERIAL NO 112-35	
86		 PACKAGED GENERATOR SET (2) KATO ENGINEERING SYNCHRONOUS AC ALTERNATOR BRUSHLESS 600KW @ 6.6KV P/B CATERPILLAR 3508 V8 TURBO DIESEL WATER COOLED MOUNTED IN SERVICABLE CONTAINERISED SHELTER NOISE REDUCTION INSULATED PANEL SOLD WITH POWER TRANSFORMER TYREE 800KVA - 70AMP DOM 1983 SERIAL NO 112-40	