



















| LOT | QTY | DESCRIPTION | NOTE |
|-----|---|--|------|
| 1 |  | 2 x LARGE WHITEBOARDS, 180 x 120cm | |
| 2 |  | SUPATOOL 3/4" DRIVE SOCKET SET, METRIC & IMPERIAL IN CASE. | |
| 3 |  | TWECO MIG GUN & LINE 400AMP RATED USED. | |
| 4 |  | 4 x CARTONS, 20 PACKETS/CARTON, BUCKLES & STRAPS, NEW, 3 x STRAPS/PACKET TOTAL 240 STRAPS. | |
| 5 |  | 2 x SPRAY GUNS, TRAX AIR TOOLS, H/P & SCORPION TOUCH UP GUN | |
| 6 |  | SMALL PETROL POWERED PUMP, SIMACO TYPE: MB74-35/7 1" IN/OUTLETS | |
| 7 |  | KINCHROME HYDRAULIC BODY REPAIR KIT IN CARRY CASE MOD: K12095 | |
| 8 |  | MECHANICS WORKSHOP CREEPER, 6 WHEEL TYPE | |




| LOT | QTY | DESCRIPTION | NOTE |
|-----|-----|---|------|
| 9 | | MERCURY PLATFORM SCALES 460kg SLIDE SCALE MACH NO: B320 | |
| | |  | |
| 10 | | HOLE SAW KIT, BORDO 16 x SAWS & 3 x CENTRES | |
| | |  | |
| 11 | | HOLE SAW SET ON WALL FRAME 20 x SAWS, 7 x CENTRES | |
| | |  | |
| 12 | | MITUTOYO 30cm VERNIER, HEIGHT GAUGE | |
| | |  | |
| 13 | | PAIR DRILL VICES, 3 & 6" | |
| | |  | |
| 14 | | SET OF 4 LATHE DRIVE DOGS, UP TO 100mm | |
| | |  | |







| LOT | QTY | DESCRIPTION | NOTE |
|-----|-----|--|------|
| 15 | |  <p>AUTOLOCK COLLET CHUCK SET WITH 6 x COLLETS, SPANNER & CASE</p> | |
| 16 | |  <p>2 x AVDEL PNEUMATIC NUT INSERT TOOLS MOD: 74200</p> | |
| 17 | |  <p>EPIC HYDRAULIC GUILLOTINE, 1800MM (6') X 1.6mm CAPACITY MOD: 792 RIGHT ANGLE STEEL BAR & PEDAL CONTROL 415V WITH LEAD & ON/OFF SWITCH</p> | |
| 18 | |  <p>ATLAS COPCO PACKAGED AIR COMPRESSOR MOD: GX7 415V RECEIVER IN CERTIFICATION</p> | |
| 19 | |  <p>ROSS V-TWIN AIR COMPRESSOR 5.5kw (7.5HP) 30CFM APPROX 415V</p> | |
| 20 | |  <p>OVERHEAD 1 TONNE LENNIX CABLE HOIST WITH MANUAL TRAVEL PENDANT CONTROL, 415V</p> | |
| 21 | |  <p>ANCHOR OVERHEAD HOIST, LOADSTAR CHAIN TYPE 2 TONNE CAPACITY PENDANT CONTROL, 415V</p> | |








| LOT | QTY | DESCRIPTION | NOTE |
|-----|-----|---|---|
| 21a | |  | EXTRACTION FAN, 700mm DIAMETER, 415V WITH VARIABLE PITCH BLADES & 1200mm OF DUCTING |
| 22 | |  | HAFCO RING ROLLER, 240V UP TO 3" CAPACITY CONTROL PEDESTAL WITH FOOT FWD/REV SWITCH E-STOP, LOTS OF FORMERS, PIPE & FLAT/TUBE |
| 23 | |  | HYDROVANE AIR COMPRESSOR S/NO: THV43672-71 415V |
| 24 | |  | HAFCO TUBE BENDER, 240V MOD: TB60 DOM: 2005 DIGITAL READOUT WITH TOOLING UP TO 40mm OD |
| 25 | |  | KC-PROAM HYDRAULIC BODY REPAIR KIT 10 TONNE IN CASE |
| 26 | |  | BRAMLEY PIPE BENDER, UP TO 3" ALUMINIUM DIES HAND/HYDRAULIC, MADE IN NEW ZEALAND, ONE OF THE BEST!! |
| 27 | |  | "SLUGGER" JANCY ENGINEERING MAGNETIC BASE DRILL "MAX 3x3" 240V, MT3, 100-300RPM |









| LOT | QTY | DESCRIPTION | NOTE |
|-----|---|---|------|
| 28 |  | 3 x HYDRAULIC BOTTLE JACKS, 3-5 TONNE APPROX | |
| 29 |  | LARGE MACHINIST VICE, 6" SUIT MILLING MACHINE | |
| 30 |  | CAST IRON SURFACE PLATE, 675 x 580mm | |
| 31 |  | 9 x REDFORD PA SPEAKERS WITH AUDIO TEX AMP MOD: IC30 | |
| 32 |  | 50 (APPROX) x V-BELTS, DAYCO, VARIOUS SIZES MOST NEW . | |
| 33 |  | 4 x THORN YARD LIGHTS MOD: AREAPAK-7-ASYM 240V, 70w | |
| 34 |  | PAIR STEEL WORK STANDS, 1200mm (W) 830mm (H) | |

| LOT | QTY | DESCRIPTION | NOTE |
|-----|-----|---|--|
| 35 | |  | <p>OLD SCHOOL LINCOLN 250 AMP ARC WELDER & LEADS 415V, VARIABLE SETTINGS AND 3 PKTS OF RODS.</p> |
| 36 | |  | <p>CIG TRANSTIG 200 AC/DC IN CASE, NO LEADS, CONDITION UNKNOWN</p> |
| 37 | |  | <p>WIA WELDMATIC i50S MIG WELDER 240V WITH LEADS, GUN & GAUGE</p> |
| 38 | |  | <p>CIG AUTOPAK 150 MIG WELDER 240V WITH LEADS, GUN & GAUGE SET</p> |
| 39 | |  | <p>VACUUM PUMP JIGTOOL HIGH VACUUM P/L 2 STAGE HIGH VACUUM PUMP MOD: SE110R-K7740 240V</p> |
| 40 | |  | <p>LPG SHOP HEATER, JETFIRE J33 240V, MOBILE,</p> |

| LOT | QTY | DESCRIPTION | NOTE |
|-----|-----|--|------|
| 41 | |  ACTROL VACUUM PUMP, SHARK 150 S/NO: 041321 240V | |
| 42 | |  DUST EXTRACTOR, FESTOOL CT22E 36L , 1200w NO ACCESSORIES | |
| 43 | |  AIR CONDITIONING INVERTER, LG MOD: UU12WH 1 PHASE COOLING 3500w HEATING 4200w R410A REFRIGERANT. NEW IN CARTON. | |
| 44 | |  3 x OXY/ACC TROLLEYS, SOLID TYRE, NOT BOTTLES | |
| 45 | |  BOC SMOOTHARC TIG 185 AC/DC WITH ACCESSORIES ON TROLLEY 3 x PACKETS WIRE & MASK NOT THE BOTTLE | |
| 46 | |  TRADEMASTER PEDESTAL DRILL MOD: TD2032F 240V, 1500w 2 (HP) CAPACITY 32mm No3 M/T .12 SPEED | |

| LOT | QTY | DESCRIPTION | NOTE |
|-----|-----|---|---|
| 47 | |  | QUANTITY G-CLAMPS & VICE GRIPS, DAWN, ETC, UP TO 12" approx 18 ITEMS. |
| 48 | |  | STEEL WORKSHOP TROLLEY, 100 x 60cm BASE |
| 49 | |  | AIR/HYDRAULIC TRUCK JACK 20 TONNE CLOSED HEIGHT 225mm EXTENDED HEIGHT 400mm & 20 LITRE STEEL FUEL CAN |
| 50 | |  | OXY CUTTING STAND WITH FIRE BRICKS 18 x 18" WORK AREA STEEL ANGLE FRAME |
| 51 | |  | HAFCO METALMASTER 100 TONNE HYDRAULIC PRESS MOD: HPM-100 REMOTE HYDRAULIC TANK PUMP & CONTROL RISE & FALL TABLE 850 x 450 x 60 PRESSING BLOCK & ASSORTED TOOLING SAFETY GUARDS FRONT & REAR, 415V |
| 52 | |  | WORKSHOP PEDESTAL FAN 700mm DIAMETER 240V MULTI SPEED |

| LOT | QTY | DESCRIPTION | NOTE |
|-----|-----|---|------|
| 53 | |  <p>CLEANING EQUIPMENT, BROOMS, BUCKET & KINCHROME WET/DRY VAC, 240V/1200w</p> | |
| 54 | |  <p>ERMAK HYDRAULIC GUILLOTINE, MOD: HGS2600X6 DOM: 2003 S/NO: G/1452 CAPACITY: 6mm MILD STEEL WEIGHT: 5,000kg 11kw, 415V POWERED BACK GAUGE WITH DRO CONTROL PEDESTAL WITH E/S & FOOT PEDAL QUICK BLADE ADJUSTMENT 4 SIDED BLADES</p> | |
| 55 | |  <p>SAHINLER SHEET METAL ROLLS MOD: RS1270X90 DOM: 2011 S/NO: 224717 MANUAL, SWING OUT TOP ROLL</p> | |
| 56 | |  <p>415V ELEC MOTOR POWER OUTPUT UNIT MINOR DAMAGE ASEA 415V DRIVE MOTOR OUTPUT UNIT BC116AA S/NO: C087918/01</p> | |
| 57 | |  <p>HAFCO SMALL PAN BRAKE FOLDER ON STAND MOD: W1X610A DOM: 06/2004 S/NO: 03</p> | |
| 58 | |  <p>DOUBLE ENDED GRINDER, ABBOTT & ASHBY 240V, 200mm FITTED WITH LINISHING ATTACHMENT, BY LINISHALL 50mm BELT & HEAD SHIELD ON PEDESTAL</p> | |
| 59 | |  <p>415V ELECTRIC MOTOR WITH REDUCTION DRIVE & HYDRAULIC PUMP 1.5kw ELEC MTR</p> | |

| LOT | QTY | DESCRIPTION | NOTE |
|-----|---|---|------|
| 60 |  | GRACO AIRLESS SPRAY UNIT, ULTRA 395 PORTABLE WITH HOSES, GUN & REGULATOR 240V | |
| 61 |  | ONGA WATER PUMP, 240V, 2400w MOD: 4381 1.5" PUMP SELF DRAIN | |
| 62 |  | TOOLEX 6" DOUBLE ENDED BENCH GRINDER 240 VOLT. | |
| 63 |  | AIR COMMAND PNEUMATIC HOIST, CHAIN TYPE WITH HAND CONTROL 250kg RATED | |
| 64 |  | 2 x GIRDER TROLLEYS & ASSORTED SOFT LIFTING SLINGS | |
| 65 |  | 5 x PNEUMATIC TOOLS, DIE GRINDERS, TEK GUN, IMPACT WRENCH WITH HITACHI 100mm ANGLE GRINDER | |
| 66 |  | 2 x STEEL SQUARES, 3 x STEEL RULERS & SPIRIT LEVEL, STABILA, 1200mm | |
| 67 |  | 2 x SETS HEX KEYS ON STANDS, METRIC & IMPERIAL & 3 x BOLT CUTTERS | |

| LOT | QTY | DESCRIPTION | NOTE |
|-----|-----|-------------|------|
|-----|-----|-------------|------|

68



PRESS BRAKE, ERMAK
 MOD: AP2600X80
 DOM: 2004
 80 TONNE
 4 WAY 2600mm TOOL BLOCK
 22 TOP BLADE SEGMENTS
 DIGITAL CONTROL
 415V
 POWER BACK GAUGE
 MACH. WEIGHT. 5500 KGS.
 FOOT PEDAL CONTROL, ES FITTED
 FRONT & REAR SAFETY BEAMS

69



14 x SHEETS ZINC ALUM STEEL, FULL & PART SHEETS
 1-1.6mm THICK APPROX, 1 x BAY

70



7 x SHEETS ALI TREAD PLATE & GALV STEEL SHEET &
 OFFCUTS, 1 x BAY

71



4 x FULL SHEETS BLACK STEEL PLATE, 3-5mm & OFFCUTS, 2
 x BAYS

72



3 x FULL & PART SHEETS GALV STEEL & PART SHEET
 STRECH METAL, 1 x BAY

73



2 x FULL & PART SHEETS STAINLESS STEEL & PART SHEETS
 ALI TREAD, 2 x BAYS


74



1 x FULL & PART SHEETS PERFORATED STEEL, 1 X BAY

| LOT | QTY | DESCRIPTION | NOTE |
|-----|-----|-------------|------|
|-----|-----|-------------|------|

75  1 x PART SHEET ALI PLATE, 3mm, ASSORTED COLOURBOND SHEETS & VARIOUS ALI & STEEL OFFCUTS, 1 x BAY

76  SHEET STEEL STOCK RACK, 10 x BAYS, 2100 x 1000mm EXTRA HEAVY DUTY AND STEEL ROLLER STAND .

77  GEARED HEAD DRILL, JIMY
 MOD: 15035
 DOM: 2002
 415V, NO 3 M/T
 RUNS FINE
 SPEEDS: 100-1450RPM
 WITH COOLANT PUMP
 AUTO FEED NOT WORKING .

78  CENTRE LATHE, SEIKI
 MOD: CY-L1640G
 250mm 3 JAW CHUCK & REV JAWS
 250mm 4 JAW CHUCK
 400mm FACE PLATE
 2 x STEADYS
 COOLANT SYSTEM
 DRIVE PLATE, TAPER TURNING ATTACHMENT
 AUTO STOP, DRO
 SPEED RANGE: 55-2000RPM
 55mm BORE, CAM LOC CHUCKS
 QUICK CHANGE TOOL POST 4 WAY
 8 x TOOL HOLDERS
 640 SWING GAP BED
 1000mm B/C POWER FEEDS
 WORK LIGHT, THREAD DIAL, 415V

UPSTAIRS

79  11 x BAYS STEEL STOCK SHELVING
 2.2m (H)
 900 x 450mm SHELVES

WORKSHOP

| LOT | QTY | DESCRIPTION | NOTE |
|-----|-----|---|------|
| 80 | |  HAFCO METAL MASTER LINISHER MOD: BS-75A DOM: 2005 FITTED WITH CONTACTOR, 415V | |
| 81 | |  OXY/ACC SET, HOSES, GAUGES, HAND PIECE, TROLLEY, CUTTING & WELD HEADS NOT THE BOTTLES | |
| 82 | |  6 x STEEL WORK FRAMES, 2x 1200mm (W), 850mm (H) 4x 880x770mm Plus 2 STEEL WORK TABLES 750 x550x550 mm | |
| 83 | |  THERMAL DYNAMICS PLASMA CUTTER MOD: CUTMASTER 81 240 VOLT. | |
| 84 | |  HYDRAULIC POWERED PAN BRAKE 415V, MANUAL CLAMP HYDRAULIC BEND CAPACITY 3 x 1220mm 9 FINGER SECTIONS AUSTRALIAN MADE. | |
| 85 | |  MIG WELDER, CIGWELD TRANSMIG 330SE DRO WITH 2RSE WIRE FEED 415V, ALL LINES, CABLES & REGULATOR NOT THE BOTTLE | |
| 86 | |  PLATE TOP FABRICATED BENCH, MOBILE, 200x 120cm, 6mm PLATE TOP | |

| LOT | QTY | DESCRIPTION | NOTE |
|-----|-----|-------------|------|
|-----|-----|-------------|------|

87




HOSE REEL, AIR TYPE, WALL MOUNT

88



3 x SASH CLAMPS, 750-1200mm

89



MOSSNER REKORD VERTICAL BANDSAW
 DOM: 1969
 S/NO: 15123
 TYPE: SSF-501
 500mm THROAT. WITH BLADE WELDER

89a



HEAVY DUTY RUBBER CONVEYOR BELTING, 1400mm x 2m
 (APPROX) x 20mm THICK

90



ALUMINIUM SECTIONS & TUBING WITH 2 x SECTIONS OF
 HINGES, 2 x BAYS


| LOT | QTY | DESCRIPTION | NOTE |
|-----|-----|-------------|------|
|-----|-----|-------------|------|

91



ASSORTED STEEL FMS & ANGLE
 150 x 10FMS
 50 x 6FMS
 25 x 5FMS
 50 x 3FMS
 APPROX 20 x LENGTHS
 40 x 40 x 5mm ANGLE
 7 x BAYS

92



ASSORTED STEEL FMS & ANGLE
 40 x 40 x 3 ANGLE
 75 x 75 x 4 ANGLE
 30 x 30 x 3 ANGLE & OFFCUTS
 100mm CHANNEL
 7 x BAYS
 20 (APPROX) x LENGTHS 75 x 8FMS & MORE

93




BLUE RHS
 50 x 50 RHS
 75 x 50 RHS
 100 x 50 RHS
 4 x BAYS

94









BLACK STEEL PIPE, CHANNEL & HEAVY ANGLE, 1 x BAY

95



OFFCUT PIPE & TUBE, 4 x BAYS

| LOT | QTY | DESCRIPTION | NOTE |
|-----|-----|--|------|
| 96 | | USED OFFCUT BAR & ROD, 2 x BAYS | |
| | |  | |
| 97 | | SAGASCO OLD SCHOOL GAS STOVE | |
| | |  | |
| 98 | | THOMAS SWING 270 HORIZONTAL BANDSAW SWIVEL HEAD AUTO FEED 415 VOLT . | |
| | |  | |
| 99 | | IN & OUTFEED ROLLERS, 3m x 260mm ROLLS | |
| | |  | |
| 100 | | 2002 TOYOTA 4.5 02-7FG45 FORKLIFT FRAME NO: A7FGA50-30043 SOLID TYRES LPG 4150kg 3 x SETS TYRES, 1800, 1000, 650mm LIFT HEIGHT: 4500 SIDE SHIFT (NO PAPERS, NO OWNER'S MANUAL, NO SERVICE BOOKS) | |
| | |  | |
| 101 | | 1995 HYSTER E50XM ELECTRIC FORKLIFT S/NO: E108A-1992S WITH CHARGER LIFT CAPACITY 2120 KG. (NO PAPERS, NO OWNER'S MANUAL, NO SERVICE BOOKS) | |
| | |  | |

| LOT | QTY | DESCRIPTION | NOTE |
|-----|---|--|------|
| 102 |  | <p>2008 TOYOTA HILUX 3.0D-4D SR SINGLE CAB UTILITY SERVICE VEHICLE REG: XSF 355 VIN: MR0CZ12G100017393 ENG: 1KD7549110 ODO: 134499 kms 4 CYLINDER, 5 SPEED MANUAL TRANSMISSION, DIESEL, WHITE, 2 DOORS, AIR CON, CD PLAYER, POWER STEERING, POWER WINDOWS, FIRST REG: 05/2008 ALLOY LIGHT BAR WITH 2 x NAVARA DRIVING LIGHTS STEEL DROP SIDE TRAY 3 x UNDER TRAY TOOL BOXES ON TRAY DOUBLE SIDED STORAGE COMPARTMENTS PARTS BIN LED WORK LIGHTS FIRE EXTINGUISHER & TOW BAR DUAL SAFETY LIGHTS (WITH PAPERS, WITH 1 KEY/S, NO OWNER'S MANUAL, WITH SERVICE BOOKS)</p> | |
| 103 |  | <p>MODULAR GALV STEEL STOCK RACK, 200 x 90 x 40cm, 4 TIER, PARTICLEBOARD SHELVES & STEEL, MOBILE STOCK TROLLEY, 6 TIER, 120 x 100 x 60cm</p> | |
| 104 |  | <p>STEEL SHELF UNIT, 220 x 90 x 30cm, MOBILE TROLLEY RACK, 80 x 40 x 100cm, 4 TIER & STOCK RACK, 220 x 53 x 55cm, 4 TIER, RHS & MESH</p> | |
| 105 |  | <p>WORK BENCH, 240 x 100cm, PLATE TOP WITH 6" OFFSET VICE, 1 x LOWER MESH SHELF</p> | |
| 106 |  | <p>2 DOOR LOCKABLE STOCK CUPBOARD, FABRICATED STEEL, 180 x 120 x 120cm</p> | |
| 107 |  | <p>DOUBLE SIDED PARTS BIN RACK, 2.7m L, x 2.15m H (NO BINS)</p> | |

| LOT | QTY | DESCRIPTION | NOTE |
|-----|---|---|------|
| 108 |  | 2 x STEEL FILING CABINETS, 4 DRAWER, NAMCO, GREY, PERSONNEL LOCKER & 3 DRAWER GREY STEEL FILING CABINET | |
| 109 |  | PAIR 2 DOOR LOCKABLE STEEL STOCK CUPBOARDS, 90 x 75 x 47cm | |
| 110 |  | PAIR 2 DOOR LOCKABLE STEEL STOCK CUPBOARDS, 90 x 75 x 47cm | |
| 111 |  | PAIR 2 DOOR LOCKABLE STEEL STOCK CUPBOARDS, 90 x 75 x 47cm | |
| 112 |  | PAIR 2 DOOR LOCKABLE STEEL STOCK CUPBOARDS, 90 x 75 x 47cm | |
| 113 |  | PAIR 2 DOOR LOCKABLE STEEL STOCK CUPBOARDS, 90 x 75 x 47cm | |
| 114 |  | PAIR 2 DOOR LOCKABLE STEEL STOCK CUPBOARDS, 90 x 75 x 47cm | |