

LOT	QTY	DESCRIPTION	NOTE
-----	-----	-------------	------

OFFICE 1

1 PAIR FILING CABINETS, 4 DRAWER, GREY STEEL



2 CANON PRINTER, MAXIFLY MFC.
MOD: MB2760



3 FELLOWS PAPER SHREDDER WITH SAFE SENSE



4 OFFICE DESK & RETURN, 1800 x 1800mm, GREY MELAMINE
WITH 3 DRAWER UNDERDESK MOBILE
2 x OFFICE CHAIRS, GAS LIFT &
2 x MATCHING BOOKCASES, 1800 x 900mm



5 KELVINATOR FRIDGE/FREEZER, ELECTRIC FAN & HEATER



6 WHITEBOARD, 1800 x 1200mm











7 UNIDEN CORDLESS PHONE & BASE STATION
MOD: DECT-60
3 x HANDSETS & CHARGERS



WAREHOUSE

LOT	QTY	DESCRIPTION	NOTE
8		SMALL STEEL WORK BENCH, 600 x 900 x 750mm	
9		SINGLE DOOR GREY STEEL LOCKER	
10		"PICK A BAR" CONFECTIONERY DISPLAY FRIDGE 1940 (H) x 1300 (W) x 600mm (D) 4 TIER DUAL SLIDING GLASS DOORS	
11		COOL BOX, 700 x 700 x 700mm, ALLOY TOP & FRAME 70mm INSULATED PANEL SIDES & TOP	
12		PAIR MODULAR STEEL SHELF UNITS, 1900 (H) x 900 (W) 900mm (D) 8 TIER EACH	
13		PAIR STOCK TROLLEYS, PADDED, 1200 x 1300mm	
14		USED OFFICE FURNITURE TIMBER DESK, 1500 x 1650mm WITH RETURN 2 x UNDERDESK MOBILES WITH 2 x PINE CUPBOARD SHELF UNITS 2000mm (H) WITH SINGLE & DOUBLE DOORS	

LOT	QTY	DESCRIPTION	NOTE
15		 RYOBI COMPOUND MITRE SAW 240V, 1200w 210 x 16mm BLADE WITH IN/OUT FEED BENCHES PLUS HAND FEED ROLLER UNIT & COIL BASE	
16		 4 x ALUMINIUM DISPLAY WINDOW FRAMES 720 x 330mm APPROX WITH HINGES	
17		 6 DOOR STEEL LOCKER SET, BLACK, NO LOCKS	
18		 SANYO VACUUM CLEANER, 1400w, GOLF CLUBS & 2 FOLD OUT CHAIRS	
19		 BLUE AIR HOSE COIL, 10mm, APPROX 10m	
20		 MAKITA PLUNGE CUT SAW & TRACK MOD: SP600J	
21		 PAIR PLASTIC FOLDAWAY WORK STANDS	
22		 LARGE WORK TABLE, AREA, 3 SECTIONS, TOTAL SIZE 3700 x 2400mm 1 @ 2400 x 700mm 1 @ 2400 x 1200mm 1 @ 2400 x 2500mm STEEL FRAMED, TIMBER TOPS WITH 2 WELDING UNITS.	
23		 HUGE QUANTITY DOOR SEALS, APPROX 100 DIFFERENT SECTIONS & RACK	


LOT	QTY	DESCRIPTION	NOTE
24			TABLE SAW, OZITO 9" TILTING BLADE, TIPPED WITH GUIDES 240V
25			WORK BENCH, SOLID TIMBER TOP, 2400 x 1600mm, STEEL FRAME, 55mm TOP
26			INSULATION BATTS & POLYSTYRENE OFFCUTS
27			TIMBER EDGING SECTION, ALLOY & STAINLESS STEEL OFFCUTS, CORE FLUTE & PINE OFFCUTS, CONTENTS OF RACK
28			STEEL STOCK RACK, 3 TIER, 3600 x 2200mm (H)
29			4 x PATIO CHAIRS, ALLOY FRAME, SOFT CUSHION
30			TIMBER WORK BENCH, 2400 x 670mm
31			ASSORTED COOL ROOM PANELS, 100mm THICK, VARIOUS SIZES


LOT	QTY	DESCRIPTION	NOTE
-----	-----	-------------	------

32  DOOR COMPONENTS, BOLTS, LOCKS, NAILS, CASTORS, NYLON FITTINGS, & 75 x PARTS BINS, CONTENTS OF RACKS


33  WET/DRY VAC, OZITO
MOD: VWD-1220
HOSES & ATTACHMENTS


34  PAIR MODULAR STEEL SHELF UNITS,
1900 (H) x 900 (W) 900mm (D)
8 TIER EACH

35  STOCK TROLLEY, MOBILE, 1500 x 700mm, WITH OFFCUT SHEET METAL

36  ASSEMBLY BENCH, MOBILE, LOCKABLE CASTORS, 1400 x 800 x 1100mm

OUTSIDE REAR OF BUILDING

37  LARGE QUANTITY OFFCUT COOL ROOM PANEL, UP TO 100mm THICK









38  ORANGE CONDUIT OFFCUTS , 1500mm (L), 80mm DIAMETER APPROX 70 PCES.



39  4 BURNER LPG BBQ







INSIDE









LOT	QTY	DESCRIPTION	NOTE
40		ELKAY WATER COOLER	
			
41		STAINLESS STEEL 3 DOOR FRIDGE UNIT & ORANGE 80mm CONDUIT OFFCUTS, 1500mm (L)	
			
42		CONTENTS OF KITCHEN AREA, ABODE MICROWAVE, TOASTER, KETTLE, 2 DOOR CUPBOARD & CONTENTS, CHINA, CUTLERY, GLASSES & TEA SET	
			
43		MOBILE TROLLEY, 700 x 650mm	
			
44		MOBILE ASSEMBLY BENCH, 1500 x 700 x 1100mm	
			
45		MOBILE ASSEMBLY BENCH, 2350 x 950 x 1000mm	
			
46		DOUBLE SIDED STOCK RACK & CONTENTS, 3600 x 1400mm (H), INCLUDES GLASS SHEETS	
			
47		PYLES THERMO FLOW MINI 5 AIR POWERED, RAM HEATED PAIL UNLOADER	
			

LOT	QTY	DESCRIPTION	NOTE
48		DOUBLE SIDED MOBILE STOCK RACK & CONTENTS, 1500 x 700 x 1500mm (H), SHEET GLASS & SHEET METAL	
			
49		JOHN HEINE INCLINABLE PRESS MOD: 101A WITH DIE SETS, 415V	
			
50		BAKER BENCH DRILL & STAND MOD: MK-20D No3 M/T, 240V 16 SPEEDS 160-3030RPM	
			
51		BAKER BENCH DRILL MOD: MK-20D No3 M/T, 240V 16 SPEEDS 160-3030RPM	
			
52		BAKER BENCH DRILL MOD: MK-20D No3 M/T, 240V 16 SPEEDS 160-3030RPM	
			
53		2 x HAND SHEARS, 100mm ON STAND	
			









LOT	QTY	DESCRIPTION	NOTE
54		ALLOY FRAME BENCH, CHIP BOARD TOP, 2 TIER, 3000 x 760mm	
			
55		2 x HAND SHEARS, 100mm ON STAND	
			
56		DOUBLE HEADED MITRE SAW BENCH DEWALT DW713 & MAKITA LS1040 SAWS 240V WITH IN & OUTFEED BENCHES	
			
57		3 x 205 LITRE DRUMS & CONTENTS SCRAP ALLOY & STAINLESS STEEL OFFCUTS	
			
58		4 x ALLOY RIMS & TYRES, NISSAN RIMS, TOYO A25 TYRES, 255/R70/16	
			
59		ALUMINIUM & STAINLESS STEEL SECTIONS, VARIOUS TYPES, CONTENTS OF RACK	
			
60		STEEL FRAME STOCK RACK, SINGLE SIDED, 7 TIER, 5000 x 800 x 1750mm (H)	
			
61		ALLOY EXTENSION LADDER, 15' CLOSED, 33' OPEN	
			









LOT	QTY	DESCRIPTION	NOTE
62		 <p>SHR CROWN ELECTRIC WALK BEHIND FORKLIFT & CHARGER MOD: ACCESS123 1100 BLADES, 24V CAPACITY: 1,590kg MOD: SHR5540-16TL3810 LIFT HEIGHT: 3.7m APPROX HOURS: 5165.4</p>	
63		 <p>2012 HYUNDAI ILOAD VAN REG: S181 AUA VIN: KMFWBX7RLCU487801 ODO: 129,184kms SHOWING 5 SPEED PETROL, WHITE DUCO, 3 SEAT, AIR CON, CD PLAYER, POWER WINDOWS, DSN S20039898 SRS AIRBAGS (WITH 2 KEY/S, WITH OWNER'S MANUAL)</p>	
64		 <p>TIMBER CORNER UNIT, 4 DOOR & KRIESLER RADIO, TAPE, RECORD PLAYER</p>	
65		 <p>2 DOOR, BLUE, STEEL LOCKER UNIT & CONTENTS</p>	
66		 <p>SONY AUDIO UNIT, RADIO, TAPE & CD PLAYER</p>	
67		 <p>4 DOOR STEEL CUPBOARD & CONTENTS, 3000 x 400 x 1200mm (H), TAPES, ETC</p>	
68		 <p>RACK & CONTENTS, DOOR HINGE PARTS & DOOR ROLLERS</p>	

LOT	QTY	DESCRIPTION	NOTE
69		SOCKET SET, 3/8" DRIVE, ELECTRIC STAPLE GUN, BIT & DRILL SET	
			
70		1/2 & 1/4" SOCKET SET, METRIC/IMPERIAL WITH DRIVE BITS DIE SET, ELECTRICAL LUG KIT & PRIMUS GAS KIT	
			
71		FRIDGE RACKS, DOOR HINGES & HARDWARE, CONTENTS UNDER BENCH	
			
72		TIMBER BENCH, 2400 x 900mm & MASSAGE TABLE	
			
73		GOLF SET & BAG, 9 x IRONS, 3 x WOODS & 1 x PUTTER	
			
74		2 DOOR STEEL STOCK CUPBOARD & CONTENTS, EXTENSION CORD, ELECTRIC IRON & WORKLIGHT	
			

LOT	QTY	DESCRIPTION	NOTE
75		2 DOOR STEEL STOCK CUPBOARD & CONTENTS, BLIND RIVETS, HOSES & DOOR PARTS	
			
76		ALLOY & GLASS WINDOWS & DOORS, CONTENTS OF RACK	
			
77		CONTENTS ON TOILET ROOF SACK TRUCK, GLASSWARE, TEA CUPS, OVERHEAD LIGHTS, NOT FILES	
			
78		ALLOY PLATE OFFCUTS, VARIOUS PLASTIC MOULDS, FLURO TUBES, ALLOY SECTIONS & CLAMP, CONTENTS OF RACK	
			
79		MULTI SPEED WALL FAN, 240V, 700mm	
			
80		MULTI SPEED WALL FAN, 240V, 700mm	
			
81		2 x 5 DOOR LOCKER SETS, BLUE & CONTENTS ALLOY SCRAP	
			
82		3 x TROLLEYS & HEAVY DUTY BENCH DRILL STAND	
			

LOT	QTY	DESCRIPTION	NOTE
83		ADJUSTABLE HEIGHT INFEED ROLLER STAND, 300mm (W)	
			
84		COMPOUND SAW, REXON MOD: RX92551 240V	
			
85		DOUBLE ENDED BENCH GRINDER, 200mm, EPTS, 240V	
			
86		TRIMMER, MAKITA MOD: 3709 240V IN CASE	
			
87		WORKQUIP NUTSERT PNEUMATIC GUN, 3 CHUCKS, PNEUMATIC RIVET GUN & PNEUMATIC TEK GUN	
			
88		CIRCULAR SAW, MAKITA MOD: 5907 240V, 235mm	
			
89		CIRCULAR SAW, MAKITA MOD: 5900B 240V	
			
90		HAND DRILL, MAKITA 240V, REVERSIBLE/IMPACT KEY;ESS CHUCK 3/8" HITACHI KEYLESS CHUCK 3/8" REVERSIBLE 3/8" CHUCK & OZITO HEAT GUN, 240V	
			

LOT	QTY	DESCRIPTION	NOTE
91		MAKITA CORDLESS DRILL & TEK GUN, NO BATTERY'S OR CHARGER & ASSORTED SPARES, 1 x BOX	
92		DOUBLE ENDED 8" GRINDER, 240V	
93		WORK BENCH, CARPET TOP, STEEL & TIMBER CONSTRUCTION, 2400 x 1200mm WITH LOWER SHELF & DOORS	
94		RYOBI CORDLESS POWER TOOLS, 2 x JIGSAWS, 2 x DRILLS 1 x BATTERY CHARGER & 2 x BATTERY'S	
95		JIGSAW, MAKITA MOD: 4327 240V & PLUNGE ROUTER, OZITO 240V	
96		2 x STEEL TOOLBOXES & CONTENTS VARIOUS TOOLS & PIPE FLARING KIT	
97		FIRST AID KIT	
98		WORK BENCH, CARPET TOP, STEEL & TIMBER CONSTRUCTION, 2400 x 1200mm WITH LOWER SHELF	

LOT	QTY	DESCRIPTION	NOTE
99		 COMPOUND SAW, RYOBI 1200w, 240V 210mm CONDITION UNKNOWN	
100		 PLASTIC TOOL BOX & CONTENTS, MAKITA HAND DRILL, 240V, FWD/REV & IMPACT, 3/8" CHUCK	
101		 5 x G-CLAMPS, 6-8"	
102		 PNEUMATIC RIVET GUN & OZITO HAND DRILL, 240V MOD: OZHD7-10WA KEYLESS CHUCK	
103		 QUANTITY 80mm ORANGE CONDUIT CUT TO 1500mm, APPROX 40	
104		 MOBILE STEEL FRAME WORK BENCH, CARPET TOP, 2100 x 1000mm	
105		 2 BAY MODULAR STORAGE RACK, 1800 x 900 x 900mm EACH BAY & CONTENTS 6 X NEW SANDING BLOCKS, VARIOUS HARDWARE & 8 x NEW PAINT ROLLS	
106		 DOUBLE SIDED STEEL RACK, 1800 x 1400mm, MOP, 2 x BROOMS, SHOVEL/SPADE & HOSE	

LOT	QTY	DESCRIPTION	NOTE
-----	-----	-------------	------

107



KICK PRESS WELDER, 240V

108



EXTRACTION FAN, 240V WITH FLEXIBLE HOSE & VENT