





LOT	QTY	DESCRIPTION	NOTE
-----	-----	-------------	------

1  KELVINATOR IMPRESSION FRIDGE FREEZER  
 MOD: C350A-L  
 350 LITRE  
 RUSSELL HOBBS KETTLE, MISTRAL MICROWAVE,  
 MISTRAL TOASTER, CUPBOARD & ACCESSORIES


2  FISHER & PAYKEL CHEST FREEZER, 880 x 900 x 650mm (W)

3  2 x GREY TIMBER LAMINATE DESKS, 1500 x 900mm, 1800 x 900mm, 3 x DRAWERS,  
 2 DRAWER GREY STEEL FILING CABINET  
 BOOKSHELF, 1500 x 900 x 370mm  
 2 x GAS LIFT OFFICE CHAIRS & 2 x VISTORS CHAIRS, BLACK VINYL

4  HP PHOTOSMART MFC  
 MOD: 5520

5  2 x UNDEN WALKABOUT WORKSHOP PHONES, BASE  
 STATION & CHARGERS  
 MOD: DECT6.0

**LUNCH ROOM**

6  TIMBER TOP TABLE, 1180 x 740mm & 4 x TIMBER CHAIRS,  
 DRINKS CART, 640 x 530 x 730mm (W), 2 TIER, CONTENTS OF  
 CUPBOARD, CUTLERY, CUPS, GLASSES & K-FEE COFFEE  
 MACHINE

LOT	QTY	DESCRIPTION	NOTE
-----	-----	-------------	------

7



BROTHER MFC  
MOD: MFC-7436  
STEEL 4 DRAWER FILING CABINET

**WORKSHOP**

8



WALL MOUNT FIRST AID KIT, ARC

9



BLUE PLASTIC TABLE, 1300 x 1000mm & 6 x CHAIRS

10



SIP SPOT WELDER  
WATER COOLED  
400mm THROAT  
415V  
APPROX 15KVA

11

















METABO HAMMER DRILL, SBE750  
240V IN CASE



12



TRUMPF HAND ROLLER  
MOD: F301-0  
240V,


LOT	QTY	DESCRIPTION	NOTE
13		WORKSHOP TABLE, STEEL FRAME, TIMBER TOP 3400 x 950 x 620mm 4 x DRAWERS, PEGGED BACKBOARD & SINGLE DRAWER FILING CABINET	
14		ASSORTED SHEET STEEL OFFCUTS	
15		1 1/2 BAGS CLEAN RAGS	
16		SMALL TREADLE GUILLOTINE, 600mm, OLD SCHOOL, CAST IRON	
17		JOHN HEINE MECHANICAL PRESS, 199A SERIES MOUNTED ON BENCH 850 x 700mm, 240V	
18		HAND OPERATED SHEET METAL ROLLS 3 x ROLLS, ADJUSTABLE 700mm WIDE, RING ROLL 40mm DIAM ROLLS, CAST IRON	
19		HAND OPERATED SHEET METAL ROLLS AP LEVER 4T 900mm WIDE, RING ROLL SWING OUT TOP ROLL, CAST FRAME	
20		OFFCUT STAINLESS STEEL & ALLOY SHEET	

LOT	QTY	DESCRIPTION	NOTE
21		HAND PRESS WITH SHEET METAL DIE, 48mm ON STAND	
			
22		BENCH DRILL & STAND 16 SPEED, 240V No2 M/T 16mm CHUCK & VICE	
			
23		JOHN HEINE INCLINABLE PRESS, 203A SERIES 2 415V WITH DIE BOLSTER	
			
24		OFFCUT COLORBOND SHEET, ON BACK WALL	
			
25		MOBILE WORK BENCH, STEEL FRAME, PARTICLE BOARD TOP, 2400 x 1200mm	
			
26		JOHN HEINE FLY PRESS MOD: 88A SERIES WITH DIES & BOLSTERS	
			


LOT	QTY	DESCRIPTION	NOTE
27		 WORK BENCH, STEEL FRAME TIMBER TOP, 2540 x 1330mm	
28		 ACRA SHEAR, HYDRAULIC GUILLOTINE 2400 x 2mm CAPACITY 415V WITH MANUAL BACK GAUGE & LIGHTS	
29		 3 x WORKSHOP TROLLEYS, VARIOUS SIZES	
30		 MOBILE WORK BENCH, STEEL FRAME, PARTICLE BOARD TOP, 2400 x 1200mm	
31		 4 x STEEL RULES, CLAMPS, TIN SNIPS, PLIERS, GRIPS, ETC	
32		 LETTER PUNCHES, TIN SNIPS, PRY BARS, COMBINATION LEVEL SET, SPANNERS & STEEL RULES	
33		 TIN SNIPS, FILES, BOLT CUTTERS, HAMMERS, DRILL BOTS, CLAMPS & TAPE	
34		 TIN SNIPS, POP RIVETER, SET SQUARES, HACKSAW, HARDWARE & PAINTS	
35		 KLEEN FOLDER, 415V HYDRAULIC, 2400mm MANUAL CLAMP @ 2.4m WITH FOLD ANGLES	


LOT	QTY	DESCRIPTION	NOTE
36		MAGNA BEND ELECTRO MAGNETIC FOLDER 1250 & ATTACHMENTS WITH BENCH AND MANUAL.	
			
37		9 x STICKS LEAD SOLDER	
			
38		40 PIECE SOCKET SET, METRIC/IMPERIAL, STANLEY 14 PIECE SCREWDRIVER SET & ASSORTED HARDWARE	
			
39		WURTH SAFETY GLOVES, EAR PLUGS, SAFETY GLASSES & EAR MUFFS	
			
40		MOBILE WORK BENCH, STEEL FRAME, TIMBER TOP, 1500 x 900mm	
			
41		1 x ROLL BUBBLE WRAP	
			
42		GALV STEEL/MESH RACK, 4 TIER, 1600 x 770 x 1750mm (H)	
			

LOT	QTY	DESCRIPTION	NOTE
-----	-----	-------------	------


43  LOCKABLE SINGLE DOOR STEEL LOCKER, GREY WITH KEY.

44  BONAIRE EVAPORATIVE COOLER ON MOBILE BASE  
TOP OUTLET WITH 90 DEGREE BEND  
240V, 840 x 840mm

45  HAFCO 4T MANUAL CORNER NOTCHER ON MOBILE BENCH



46  JOHN HEINE MECHANICAL PRESS, 199A SERIES  
MOUNTED ON BENCH  
850 x 700mm, 240V WITH DIE SET









47  BOSCH SHEET NIBBLER, 240V  
TYPE: 0601500237

48  PARAMOUNT HAND METAL SHRINK & STRETCHER


LOT	QTY	DESCRIPTION	NOTE
49		HEINE JENNY 42J WITH EXTRA DIES & BENCH MOUNT CLAMP	
			
50		400mm LIGHT SHEET METAL HAND ROLLS, 3 x ROLLS, ADJUSTABLE	
			
51		50mm HAND BAR BENDER & GUIDE	
			
52		MOBILE WORK BENCH, STEEL FRAME, TIMBER TOP, 1900 x 970mm, 2 TIER, HEAVY DUTY	
			
53		HERLESS LOCK SEAMER, 240V	
			
54		3 x ROLLS BIRD WIRE, MESH PLATED 2 @ 124 x 12mm x (900) & (1000mm) 1 @ 50 x 50mm @ 900mm	
			
55		3 x ROLLS SCREEN MESH, BRASS & BLACK FINISH	
			
56		HAND SHEAR, 150mm	
			





LOT	QTY	DESCRIPTION	NOTE
57		2 x VACUUM CLEANERS, HOOVER & PULLMAN	
58		2 x SETS TAPS & DIES, METRIC & IMPERIAL	
59		ASSORTED DOLLYS & HAND TOOLS, F-CLAMPS, G-CLAMPS & POP RIVETER	
60		RIB ROLLER, MANUAL & DIE SETS, 380mm THROAT	
61		5 x EXTENSION LEADS AND POWER BOX.	
62		ASSORTED TIN SNIPS, LEFT/RIGHT, WISS & MORE, APPROX 20 PIECES	
63		WORK BENCH, STEEL FRAME, TIMBER TOP, 2500 x 1300mm	
64		METABO 1/2" REVERSIBLE 2 SPEED DRILL & MAKITA 100mm ANGLE GRINDER	
65		2 x WORKSHOP TROLLEYS & 2 WORK STANDS	


LOT	QTY	DESCRIPTION	NOTE
66		PAIR WORKSHOP FANS, 700mm DIAMETER, 3 SPEED OSCILLATING	
			
67		JET FIRE 25 WORKSHOP HEATER, LPG	
			
68		HARDWARE, PAINTS, AEROSOLS, SILICONE, THINNERS, GREASE, MIG WELDING WIRE, RODS, NUTS, BOLTS & CAPS, TOP OF TABLE	
			
69		4 x NEW STAINLESS STEEL DOOR LOCKS	
			
70		ASSORTED DOLLYS & JENNY	
			
71		MOBILE WORK BENCH, STEEL FRAME, TIMBER TOP, 2400 x 1200mm	
			
72		DOWN PIPE POP GROOVER, ON STAND	
			
73		QUANTITY CASTOR WHEELS, SOLID & PNEUMATIC, 100-150mm DIAMETER	
			

LOT	QTY	DESCRIPTION	NOTE
-----	-----	-------------	------

74  RYOBI ANGLE GRINDER, 125mm, 240V & MAKITA 3/8 HAND DRILL, 240V








75  3 x SASH CLAMPS, 500, 1000 & 1600mm

76  VINTAGE SHER, HAND DRILL, 1/2", 240V







77  MAKITA HAND SHEAR, 240V, EXCALIBUR 6408



78  BOSCH NIBBLER, 240V

79  MAKITA NIBBLER, 240V

LOT	QTY	DESCRIPTION	NOTE
80		MAKITA NIBBLER, 240V	
			
81		MOBILE WORK BENCH, STEEL FRAME, TIMBER TOP, 1600 x 850mm, 2 TIER	
			
82		PAN BRAKE, MANUAL, 1200mm, 9 FINGER	
			
83		QUANTITY HOLE SAWS, GRINDING DISCS & SANDING DISCS	
			
84		B&D 9" CIRCULAR SAW, 240V & SPARE BLADES	
			
85		GMF 6" JUNIOR DOUBLE ENDED BENCH GRINDER, 240V	
			
86		DEWALT CORDLESS DRILL, XRP, 18V, 2 x BATTERIES & CHARGER IN CASE	
			

LOT	QTY	DESCRIPTION	NOTE
87		 MAKITA HP1620 3/8" DRILL, 240V WITH CASE & OZITO 125mm SANDER, 240V	
88		 METABO HAND DRILL, 240V, 3/8" CHUCK IN CASE	
89		 ACCUBIRD CORDLESS POP RIVETER, CASE, BATTERY & CHARGER	
90		 RYOBI JIGSAW MOD: ETS500LL 240V, 500w & BOSCH MINI DRILL, 240V	
91		 OXY/ACC SET, LONG HOSE SET, GAUGES, HAND PIECE & GLOVES	
92		 ARC WELDER, SEARS & WAINE, 240V , VARIABLE CHOKE, DUAL RANGE, APPROX 120AMP	


LOT	QTY	DESCRIPTION	NOTE
93		ARC WELDER, FUTURA MAC, 240V, DUAL RANGE APPROX 140 AMP.	
			
94		WORK BENCH, STEEL FRAME, TIMBER TOP, 3200 x 1250mm	
			
95		SOLDERING BENCH, LPG GAS OVEN, SOLDERING IRONS & FLUX'S	
			
96		DOUBLE ENDED BENCH GRINDER, 200mm, 8", 240V ON PEDESTAL.	
			
97		ZG TIG200 AC/DC INVERTER WELDER, 240V	
			
98		CIGWELD TRANSMIG 255 MIG WELDER, 240V	
			

LOT	QTY	DESCRIPTION	NOTE
99		 4 BAYS BROWNBUILT SHELVING, 2100 x 1500mm, 2 SETS	
100		 BROBO CORD SAW, 350mm, COOLANT SYSTEM ON ORIGINAL STAND SPARE BLADE, INFEED & OUTFEED ROLLERS & DRUM SOLUBLE OIL	
101		 HEINE 57H BENCHTOP FOLDER, 780mm	
102		 BENCH & ATTACHMENTS, VICE, FOLDER, ETC, 1900 x 760mm, 2 TIER, HEAVY DUTY	
103		 PIPE, RHS & ANGLE OFFCUTS, BLUE & GALV NUTS, STAINLESS STEEL PIPE & MORE	
104		 12 (APPROX) x GALV & ZINC SHEETS, UP TO 2400 x 1200mm, CONTENTS OF RACK	
105		 12 (APPROX) x GALV & ZINC SHEETS, UP TO 2400 x 1200mm, CONTENTS OF RACK	
106		 STOCK RACK, 9 TIER, 18 x 2650mm BEAMS 2 x 2400mm UPRIGHTS	


LOT	QTY	DESCRIPTION	NOTE
107		STOCK RACK, 9 TIER, 2650 x 2400mm	
108		QUANTITY ALUMINIUM EXTRUSIONS, RECT, BOX, ANGLE, ETC	
109		QUANTITY GALV RHS, UP TO 8m, 10 x 50, 75 x 75, 30 x 30, 50 x 50mm, ETC	
110		3 BAY PALLET RACKING 4 x UPRIGHTS, 2200mm APPROX 26 x CROSS BEAMS, 2650mm	
111		18 (APPROX) x PIECES GALV SHEET, 1800 x 915, 1800 x 610mm, 1 x PALLET	
112		6 (APPROX) x PIECES BLACK STEEL SHEET, UP TO 2400 x 1200mm, LIGHT GAUGE, 1 x PALLET	




LOT	QTY	DESCRIPTION	NOTE
-----	-----	-------------	------

113  15 (APPROX) x PIECES GALV SHEET, UP TO 2400 x 1200mm & OFFCUTS, 1 x PALLET

114  STAINLESS STEEL SHEET OFFCUTS, 1 x PALLET

115  20 (APPROX) x COLORBOND SHEETS, UP TO 2400 x 1200mm, 1 x PALLET

116  ALUMINIUM SHEET OFFCUTS, 1 x PALLET

117  STAINLESS STEEL SHEET OFFCUTS, 1 x PALLET

LOT	QTY	DESCRIPTION	NOTE
-----	-----	-------------	------

118



STEEL SHEET, ZINC, BLACK & GALV, 1 x PALLET

119



STEEL SHEET, ZINC COATED, 1 x PALLET

120



10 (APPROX) x SIGN WHITE STEEL SHEETS, 2400 x 1200mm & 1800 x 1200mm, 1 x PALLET

121



TCM FG15 FORKLIFT  
 REG: NVP 704  
 HOURS: 2,257 hours  
 SOLID TYRES  
 1,360kg LIFT  
 2 STAGE MAST  
 MAST CLOSED 2400mm

(NOTE; TO BE HELD ONSITE FOR 3 DAYS AFTER AUCTION)  
 (WITH PAPERS, NO OWNER'S MANUAL, NO SERVICE BOOKS)

122



ASSORTED GALV FINISHED PRODUCT, SHELF UNIT & RAIN HEADS