






































LOT	QTY	DESCRIPTION	NOTE
1		2 x SAFETY BOOMS, APPROX 3.5 & 4m REACH SWIVEL, NOT FOR LIFTING	
2		2 x SAFETY BOOMS, APPROX 3.2 & 4m REACH NOT FOR LIFTING	
3		LIFTING GANTRY WITH PNEUMATIC CHAIN HOIST NPK 1/2T 3.1(H) x 3.2m (BC)	
4		STEEL SCRAP BIN, 2.6 x 1.15 x 1.7m TARE 1.1T	
5		12 x RAILWAY SLEEPERS, WELL USED	
6		2 x STACKABLE OPEN STORAGE RACKS, 1950 x 1220 x 850mm	
7		ASSORTED ELECTRICAL COMPONENTS, LARGE CAPACITY FUSE HOLDERS, ELECTRICAL CABLE, BALDOR DC DRIVE	
8		STAINLESS STEEL TANK, 800 x 380 x 200mm, 6 x GEAR PUMPS	


LOT	QTY	DESCRIPTION	NOTE
9		 4 x 13mm RATCHET TIE DOWN DOGS, 9T	
10		 3 x HYDRAULIC BOTTLE JACKS, & TANCYE 25T JACK. CONDITION UNKNOWN	
11		 ONGA WATER PUMP, 240V MOD: 414 ASSORTED HEAT CONTROLLER, FILTERS & FLANGES	
12		 5 x STEEL OFFCUT PLATES, UP TO 20mm THICK	NO GST
13		 QUANTITY COLORBOND, 10 x ROOF SHEETS UP TO 4.3m VARIOUS COLOURS & 3 x POLY-CARBONATE SHEETS	NO GST
14		 2 DOOR ELECTRICAL CONTROL BOX 1220 x 1000 x 320mm 250AMP MAIN SWITCH	
15		 GAS BLAST HEATER, HORIZONTAL ON FRAME	

LOT	QTY	DESCRIPTION	NOTE
16		4 TIER DOUBLE SIDED STEEL RACK 5m (L), 2.28m (W), 1.9m (H)	
17		YELLOW SITE BOX, 1720 x 1120 x 600mm	NO GST
18		2 X 4 DOOR STEEL LOCKER SET, 1520 (L) x 450 (W) x 2000mm (H)	
19		REMOTE DIGITAL READOUT WEIGH HOOK, CONDITION UNKNOWN	
20		PAIR FORKLIFT TYNES, CLASS II, KENHAR 1520mm (L) APPROX 2.5T	
21		CONCRETE MESH, 6 x 2.4m 2 1/2 SHEETS, 100 x 100 x 6mm & OFFCUT SHEETS	NO GST
22		8 TIER STEEL SHELF UNIT, 2200 x 870mm	NO GST
23		PLATE STEEL RACK, HEAVY DUTY, 2240 X 2450 x 1500mm (H) MULTI BAY	NO GST







LOT	QTY	DESCRIPTION	NOTE
24		 ASSORTED OFFCUT HOSE, VENT HOSE, WATER HOSE, INDUCTION HOSE, 1/2"-4" 1 x PALLET	
25		 FRICTION SAW 415V APPROX 300mm BLADE BENCH TYPE.	
26		 3 x RACKS OF "INGOT" MOULDS CAST IRON ON STANDS 280 x 100mm INGOTS APPROX	
27		 2 x ELECTRICAL ENCLOSURES, 1 WITH VARIABLE SPEED DRIVE, VACON	
28		 3 x SMALL METAL DRAWER SETS, 2 x 4 DRAWER	
29		 KELVINATOR AIR CONDITIONER, WINDOW MOUNT	
29a		 WORK BENCH, STEEL FRAME, 1800 x 1000 x 830mm (H) WITH 5mm PLATE TOP	
30		 WATER COOLER, 240V	

LOT	QTY	DESCRIPTION	NOTE
31		 <p>TRANSFORMER, 2.2KVA, 240V PRIMARY 240V-9.8AMP SECONDARY 220V-10.0AMP</p>	
32		 <p>ASSORTED PARTS & STILLAGE , GAUGES, WATER TRAP & VARIOUS HARDWARE</p>	
33		 <p>STEEL SCRAP BIN, 2.6 x 1.15 x 1.7m TARE 1.1T</p>	
34		 <p>HEAVY DUTY DIE RACK, 4 TIER, 2470 (L) x 700 (W) x 1500mm (H)</p>	
35		 <p>2 x STACKABLE OPEN STORAGE RACKS, 1950 x 1220 x 850mm</p>	
36		 <p>GAS BLAST HEATER, PYRONILX MOD: 16XNM SUIT LADELS WITH SUPPORT FRAME ON TROLLEY WHEELS 2 x 1.5m</p>	







LOT	QTY	DESCRIPTION	NOTE
37		 <p>2 x SMALL INDUCTION CRUCIBLES TILTING, 260kg WITH INDUCTOTHERM SUPPLY CONTROL CABINET INPUT 150KVA, 3 PHASE, 50HZ OUTPUT 125KVA, 1 PHASE, 1250V, 3200HZ WITH CRATE OF SPARE PARTS.</p>	
38		 <p>SWF 5T OVERHEAD GANTRY CRANE WIRE ROPE WINCH APPROX 8.3m WHEEL TO WHEEL PENDANT CONTROL, ALL FAULTS</p>	
39		 <p>JDN MONOCRANE, 15T 11.3m WHEEL TO WHEEL PENDANT CONTROL AND REMOTE CONTROL. SAFETY BEAM CUT OFF ON TRAVEL CLASS C4M5 S/NO: 18145 MOD: AH06040-16/19-8/2-L060H</p>	
40		 <p>1 x CRATE ASSORTED AIR LINE & HOSES, AIR & HYDRAULIC & PARTS FILTERS, VACUUM PUMP, ELEC MOTOR, PULLEY & BEARINGS</p>	
41		 <p>LG WALL MOUNT AIR-CONDITIONING MOD: W18THM REVERSE CYCLE DIGITAL READOUT</p>	
42		 <p>3 x 415V ELECTRIC MOTORS, 3kw BALDOR PUMP MOTOR & GLOBAL 1.5kw, 2850RPM</p>	
43		 <p>** WITHDRAWN ** CAST IRON SURFACE TABLE ON ADJUSTABLE STAND, 2745 (L) x 1230 (W) x 960mm (H)</p>	NO GST
44		 <p>GALV PALLET RACKING UPRIGHTS, COLBY 6 x 4.3m 2 x 2.5m</p>	

LOT	QTY	DESCRIPTION	NOTE
45		 <p>2 x SMALL INDUCTION CRUCIBLES TILTING, 260kg WITH INDUCTOTHERM SUPPLY CONTROL CABINET INPUT 150KVA, 3 PHASE, 50HZ OUTPUT 125KVA, 1 PHASE, 250V, 3200HZ</p>	
46		 <p>SMALL DUAL SECTION HOPPER WITH PNEUMATIC SLIDE CLOSING 700 X 430 x 550mm & 500mm ROUND PRODUCT FEED TUBE</p>	
47		 <p>4 x PNEUMATIC RAMS, UP TO 800mm (L) WITH LOWANA 415V WATER PUMP MOD: FHE50-125/22/A WITH AIR FILTERS</p>	
48		 <p>4" BRONZE GATE VALVE, 2" GATE VALVE & FILTER SCRAP ONLY</p>	
49		 <p>ELECTRICAL ENCLOSURE WITH DELTA HEATING UNIT 720 x 1100 x 300mm</p>	
50		 <p>30 x STEEL SHELVES, 1470 x 500mm & 8 x UPRIGHTS, 2300mm PLUS 5 TIER SHELF UNIT, 2300 x 950 x 720mm</p>	NO GST

LOT	QTY	DESCRIPTION	NOTE
51		 FRICTION SAW, 300mm BLADE, 415V BENCH TYPE.	
52		 10 x SHELVES, 1470 x 500mm & 4 x UPRIGHTS, 2300mm	NO GST
53		 3 x STACKABLE STORAGE RACKS, 1970 x 1210 x 840mm HEAVY DUTY	
54		 8 x OPEN TOP STEEL DRUMS, 200 LITRE	
55		 2 x STACKABLE OPEN STORAGE RACKS, 1950 x 1220 x 850mm	
56		 13 x OLD RAILWAY SLEEPERS	





LOT	QTY	DESCRIPTION	NOTE
57		 2 x CONTAMINATED IBC'S, 1000 LITRE, EX CORROSIVE LIQUID	
58		 2 x STEEL TUBE & MESH STORAGE RACKS, STACKABLE, 1550 (L) x 1140 (L) x 1270mm (H)	NO GST
59		 ELECTRIC MOTOR 415 VOLT. 30kw, 1760RPM TE WITH PULLEY	
60		 STEEL SCRAP BIN, 2.6 x 1.15 x 1.7m TARE 1.1T	
61		 SCRAP STEEL TANK, RUSTED BASE 5600 (L) x 750 (W) X 1465mm (H)	
62		 20 LITRE ALLOY PAINT PRESSURE POT, ARNOLD 414KPA TOTAL, 275KPA WORKING	








LOT	QTY	DESCRIPTION	NOTE
63		 20 LITRE ALLOY PAINT PRESSURE POT, ARNOLD 414KPA TOTAL, 275KPA WORKING	
64		 20 LITRE ALLOY PAINT PRESSURE POT, ARNOLD 414KPA TOTAL, 275KPA WORKING PRESSURE.	
65		 INDUCTION CRUCIBLE, TILTING & INDUCTOTHERM CONTROL BOARD INPUT 690KVA 415V 50HZ OUTPUT 600KVA 1500V 1000HZ	
66		 TRIANGULAR SORTING TABLE, HEAVY DUTY, STEEL, 2.7 x 2.7m	
67		 FIRE HOSE REEL, QUELL MKII	
68		 7 x PNEUMATIC RIMS & TYRES, 8" & SCRAP FAN	
69		 RED CENTRE 7 BURNER LPG BBQ	

LOT	QTY	DESCRIPTION	NOTE
70		TOYOTA FORKLIFT, 35J MOD: 32-SFGJ35 DOM: 2007 HOURS: 14,335 LPG, 2 STAGE MAST DUAL FUEL MAX LIFT HEIGHT 3.7m 2,970kg CAPACITY SIDE SHIFT & BLADE POSITION	
71		mitsubishi forklift, DOM: 3/85 HOURS: 4,109 LPG, 4 CYLINDER 2 STAGE MAST 5,000LB RATED PNEUMATIC TYRES	NO GST
72		1990 DAIHATSU DELTA SERIES TRAY TOP TRUCK REG: VBU 198 VIN: JDA00V11800051583 ODO: 103,466kms SHOWING GVM: 5,300kg GCM: 6,800kg 5 SPEED DIESEL 3700, DUAL REAR WHEELS TARE: 2250 DROP SIDE TRAY, 2300 x 1980mm SPARE TYRE (NO PAPERS, NO OWNER'S MANUAL, NO SERVICE BOOKS)	
73		15 x YELLOW SHELVES, 1470 x 500mm & 6 x UPRIGHTS, 2300mm	NO GST
74		SINGLE DOOR STEEL ENCLOSURE, 800 x 740 x 1570mm (H)	
75		4 DRAWER STEEL FILING CABINET & 2 TIER TROLLEY	NO GST

LOT	QTY	DESCRIPTION	NOTE
75a		PLATFORM SCALE BASE MAX LOAD: 2,000kg 1200 x 1200 mm	
75b		2 x HEAVY DUTY STEEL WHEELBARROW TROUGHS, 880 x 650mm SUIT MINING/COAL	
76		2 x SAF T BOOMS, SWIVEL, 4m NOT LIFTING .	
77		PADDLE MIXER, HEAVY DUTY USED TO MIX SOLID & MORTAR 415V, 1m DIAMETER WITH VIBRATING SCREEN & VIEWING PLATFORM	
78		2 x STACKABLE OPEN STORAGE RACKS, 1950 x 1220 x 850mm	
79		STEEL MESH CAGE, 3 SIDED, 3100 x 2200mm	

LOT	QTY	DESCRIPTION	NOTE
80		 2 x STEEL CRUCIBLE INSERTS	
81		 PALLET RACKING, ACE RACK & OTHER 4 x UPRIGHTS, 3 & 3.6m 10 x CROSS BEAMS, 2.6m	
82		 HEAVY DUTY STEEL WORKSHOP BENCH, 1800 (L) x 1000 (W) x 850mm (H)	
83		 GALV PALLET RACK UPRIGHTS, 6 x COLBY @ 3.7m 1 x ODD @ 3.7m	
84		 STEEL TUB & MESH STILLAGE, 1200 x 1200 x 650mm & MOBILE BIN, 1300 x 900 x 700mm	
85		 SCREENED HOPPER ON STAND 1600 (L) x 1000 (W) x 800mm WITH RETRACTABLE HOSE REEL	
86		 CENTRE LATHE, MAZAK 39-1500RPM 1500mm BC 50mm BORE GAP BED 500mm SWING APPROX 3 JAW 4 JAW FACE PLATE 3 POINT STEADY METRIC IMPERIAL THREAD CUTTING	

LOT	QTY	DESCRIPTION	NOTE
87		 <p>KNECHT KNIFE GRINDER/LINISHER. , TYPE USK230 DOM: 1993 415V</p>	
88		 <p>THE BEHRENS HOME WORKSHOP 9 SAW, PLANER, 6" 415V</p>	
89		 <p>SPECTROLAB ANALYZER, MOD: SPECTRO</p>	
90		 <p>CIG TRANSMIG 240 MIG WELDER, 415V</p>	
91		 <p>CIG TRANSARC TRADESMAN 200AMP DUAL RANGE 415V</p>	

LOT	QTY	DESCRIPTION	NOTE
92		STAINLESS STEEL AIR RECEIVER, PITITTO ENGINEERING, AUST WORKING PRESSURE 600KPA	
93		NORTON GRINDING WHEELS, 610 x 80 x 304.8mm 3 x NEW 1 x USED MAX: 1566RPM 201707, BX2AZA16S585WAS	
94		WES MOULD SAND FEEDING SYSTEM 5 TONNE/HOUR WITH ADITIVE ABILITY. DUAL SWIVEL. CONVEYOR BELT IN AND AUGER OUT.	
95		TROLLEY, AIR TYRES, STEEL MESH TRAY, SUIT JETTY FISHING/WORKSHOP	NO GST
96		STEEL WIRE MESH STILLAGE, 1600 x 1060 x 1060mm (H)	NO GST
97		WORKSHOP TABLE, STEEL FRAME & 5MM TOP, 1450 x 3000	
98		GANTRY CRANE UNDER SLUNG M.A.N.- SWF MOD: D8016 3 TONNE CAPACITY APPROX ADJUSTABLE WIDTH	NO GST