

























LOT	QTY	DESCRIPTION	NOTE
1		<p>HERCUS CENTRE LATHE, 9"</p> <p>MOD: ARM</p> <p>S/NO: 14814</p> <p>5", 3 JAW CHUCK</p> <p>6", 4 JAW CHUCK</p> <p>7" FACE PLATE</p> <p>2 DRIVE DOGS</p> <p>4 WAY TOOL POST & SINGLE TOOL POST</p> <p>DRILL CHUCK, JACOBSEN, 13mm/1/2"</p> <p>LIVE CENTRE, THREAD, DIAL INDICATOR</p> <p>CHANGE GEARS</p> <p>ON ORIGINAL HERCUS STAND</p> <p>CHUCK GUARD WITH SAFETY SWITCH</p> <p>415V WITH E/STOP</p>	
2		<p>HERCUS CENTRE LATHE, 9"</p> <p>MOD: ARM</p> <p>S/NO: 14820</p> <p>5", 3 JAW CHUCK</p> <p>6", 4 JAW CHUCK</p> <p>7" FACE PLATE</p> <p>5" DRIVE PLATE& DRIVE DOGS</p> <p>4 WAY TOOL POST & SINGLE TOOL POST</p> <p>DRILL CHUCK, JACOBSEN, 1/2"</p> <p>ON ORIGINAL STAND</p> <p>CHUCK GUARD WITH SAFETY SWITCH</p> <p>415V WITH E/STOP</p>	
3		<p>HERCUS CENTRE LATHE, 9"</p> <p>MOD: ARM</p> <p>S/NO: 14815</p> <p>5", 3 JAW CHUCK & REV JAWS</p> <p>6", 4 JAW CHUCK</p> <p>7" FACE PLATE</p> <p>5" DRIVE PLATE</p> <p>DRILL CHUCK, 13mm/1/2"</p> <p>LIVE CENTRE,</p> <p>ON ORIGINAL STAND</p> <p>CHUCK GUARD WITH SAFETY SWITCH</p> <p>415V WITH E/STOP</p>	
4		<p>HERCUS CENTRE LATHE, 9"</p> <p>MOD: ARM</p> <p>S/NO: 14818</p> <p>5", 3 JAW CHUCK</p> <p>6", 4 JAW CHUCK</p> <p>7" FACE PLATE</p> <p>5" DRIVE PLATE & DRIVE DOG</p> <p>DRILL CHUCK, JACOBS 13mm/1/2"</p> <p>THREAD DIAL INDICATOR</p> <p>4 WAY TOOL POST & SINGLE TOOL POST</p> <p>ON ORIGINAL STAND</p> <p>CHUCK GUARD WITH SAFETY SWITCH</p> <p>415V WITH E/STOP</p>	

LOT	QTY	DESCRIPTION	NOTE
5		 <p> HERCUS CENTRE LATHE, 260. MOD: ATM S/NO: 17859 5", 3 JAW CHUCK 6", 4 JAW CHUCK 8" FACE PLATE DRIVE PLATE & DOG 3 POINT STEADY DRILL CHUCK, JACOBS 1/2" LIVE CENTRE 4 WAY TOOL POST & SINGLE TOOL POST ON ORIGINAL STAND CHUCK GUARD WITH SAFETY SWITCH 415V WITH E/STOP </p>	
6		 <p> PAN BRAKE FOLDER, MANUAL, HAFCO MOD: PB-4 S/NO: G17040042 DOM: 4/2017 CAPACITY: 1200 x 2mm 15 FINGERS </p>	
6a		 <p>TREADLE GUILLOTINE WITH REAR SAFETY CAGE 1000mm WIDE.</p>	
7		 <p> BENCHTOP FOLDER, MANUAL, JOHN HEINE MOD: 57H 31" </p>	
8		 <p> WITHDRAWN ** WITHDRAWN ** DOUBLE SIDE WORK BENCH, STEEL ANGLE EDGING 5 x JENNY POST HOLDERS 2135 x 1070 x 825mm WITH 6 x STOOLS NOT THE VICES. </p>	
9		 <p> WITHDRAWN ** WITHDRAWN ** DOUBLE SIDE WORK BENCH, STEEL ANGLE EDGING 4 x JENNY POST HOLDERS 2135 x 1070 x 825mm WITH 6 x STOOLS NOT THE VICES. </p>	
10		 <p> WITHDRAWN ** WITHDRAWN ** DOUBLE SIDE WORK BENCH, STEEL ANGLE EDGING 6 x JENNY POST HOLDERS 2135 x 1070 x 825mm WITH 6 x STOOLS NOT THE VICES. </p>	

LOT	QTY	DESCRIPTION	NOTE
11	WITHDRAWN	<p>** WITHDRAWN **</p> <p>DOUBLE SIDE WORK BENCH, STEEL ANGLE EDGING 5 x JENNY POST HOLDERS 2135 x 1070 x 825mm WITH 6 x STOOLS NOT THE VICES.</p>	
12	WITHDRAWN	<p>** WITHDRAWN **</p> <p>DOUBLE SIDE WORK BENCH, STEEL ANGLE EDGING 5 x JENNY POST HOLDERS 2135 x 1070 x 825mm WITH 6 x STOOLS NOT THE VICES.</p>	
13		ARC WELDER, WIA WELDARC UTILITY, MC18 200AMP, DUAL RANGE WITH LEADS, 415V	
14		ARC WELDER, WIA WELDARC UTILITY, MC18 200AMP, DUAL RANGE WITH LEADS, 415V	
15		PLASMA CUTTER, CEM MOD: 30 240V, SINGLE PHASE	
16		DOUBLE ENDED PEDESTAL GRINDER, HEBCO 14 x 2" TYPE: 29/74 S/NO: 14031 415V WITH E/STOP	









LOT	QTY	DESCRIPTION	NOTE
17		 DOUBLE ENDED PEDESTAL BUFF, GMF TYPE: TB4A8H S/NO: Z996933 415V WITH E/STOP & WASTE BINS.	
18		 TIMBER THICKNESSER, WOODFAST 320 x 160mm 415V WITH E/STOP	
19		 DUST EXTRACTOR, WOODFAST MOD: 350 415V, SINGLE BAG	
20		 TABLE SAW, WOODFAST 20"/51cm 415V WITH E/STOP	
21		 DUST EXTRACTOR, WOODFAST MOD: 325 415V, SINGLE BAG	
22		 TIMBER PLANER, WOODFAST 6" 415V WITH E/STOP	






LOT	QTY	DESCRIPTION	NOTE
23		 DUST EXTRACTOR, WOODFAST MOD: 325 415V, SINGLE BAG	
24		 VERTICAL TIMBER BAND SAW, WOODFAST 300mm THROAT 415V WITH E/STOP	
25		 DUST EXTRACTOR, WOODFAST MOD: 325 415V, SINGLE BAG	
26		** WITHDRAWN ** DUST EXTRACTOR, WOODFAST SINGLE BAG 415V	
27		 TIMBER MORTISER, CARBA-TEC MOD: CT-HM16D 240V WITH E/STOP INCLUDES BENCH.	
28		 DUST EXTRACTOR, WOODFAST MOD: IMD900 SINGLE BAG 240V	




LOT	QTY	DESCRIPTION	NOTE
29		 DUST EXTRACTOR, WOODFAST SINGLE BAG 240V	
30		 DOUBLE SIDED TIMBER CARPENTERS BENCH WITH 2 x DAWN No9 CARPENTERS VICES, DOUBLE SIDED UNDER BENCH SHADOWBOARD, 1680 x 900 x 40mm	
31		 DOUBLE SIDED TIMBER CARPENTERS BENCH WITH 2 x DAWN No9 CARPENTERS VICES, DOUBLE SIDED UNDER BENCH SHADOWBOARD, 1680 x 900 x 40mm	
32		 DOUBLE SIDED TIMBER CARPENTERS BENCH WITH 2 x DAWN No9 CARPENTERS VICES, DOUBLE SIDED UNDER BENCH SHADOWBOARD, 1680 x 900 x 40mm	
33		 DOUBLE SIDED TIMBER CARPENTERS BENCH WITH 2 x DAWN No9 CARPENTERS VICES, DOUBLE SIDED UNDER BENCH SHADOWBOARD, 1680 x 900 x 40mm	
34		 DOUBLE SIDED TIMBER CARPENTERS BENCH WITH 2 x DAWN No9 CARPENTERS VICES, DOUBLE SIDED UNDER BENCH SHADOWBOARD, 1680 x 900 x 40mm	
35		 DOUBLE SIDED TIMBER CARPENTERS BENCH WITH 2 x DAWN No9 CARPENTERS VICES, DOUBLE SIDED UNDER BENCH SHADOWBOARD, 1680 x 900 x 40mm	
36		 DOUBLE SIDED TIMBER CARPENTERS BENCH WITH 2 x DAWN No9 CARPENTERS VICES, DOUBLE SIDED UNDER BENCH SHADOWBOARD, 1680 x 900 x 40mm	






LOT	QTY	DESCRIPTION	NOTE
37		 DOUBLE SIDED TIMBER CARPENTERS BENCH WITH 2 x DAWN No9 CARPENTERS VICES, DOUBLE SIDED UNDER BENCH SHADOWBOARD, 1680 x 900 x 40mm	
38		 DOUBLE SIDED TIMBER CARPENTERS BENCH WITH 2 x DAWN No9 CARPENTERS VICES, DOUBLE SIDED UNDER BENCH SHADOWBOARD, 1680 x 900 x 40mm	
39		 DOUBLE SIDED TIMBER CARPENTERS BENCH WITH 4 x DAWN No9 CARPENTERS VICES, DOUBLE SIDED UNDER BENCH SHADOWBOARD, 1680 x 900 x 40mm	
40		 TIMBER DRAWER SET, 18 x DRAWERS, 3.1 x 0.6 x 0.8m (H)	
41		 VERTICAL TIMBER BAND SAW, WOODFAST 300mm THROAT 415V WITH E/STOP	
42		 DUST EXTRACTOR, WOODFAST MOD: 325 415V, SINGLE BAG	
43		 BENCH DRILL, WALDOWN No2 M/T 415V WITH E/STOP 1/2" CAPACITY WITH CHUCK GUARD	







LOT	QTY	DESCRIPTION	NOTE
44		 DUST EXTRACTOR, WOODFAST MOD: 325 415V, SINGLE BAG	
45		 DISC & BELT SANDER, WOODFAST 100mm BELT 250mm DISC 415V WITH DUAL E/STOP	
46		 PLASTIC THERMOFORMER, WOODFAST MOD: 460 240V	
47		 TABLE SAW, WOODFAST 24"/610mm 415V WITH E/STOP	
48		 DUST EXTRACTOR, WOODFAST MOD: 325 415V, SINGLE BAG	
49		 DOUBLE SIDED TIMBER CARPENTERS BENCH WITH 2 x DAWN No9 CARPENTERS VICES, DOUBLE SIDED UNDER BENCH SHADOWBOARD, 1680 x 900 x 40mm APPROX.	

LOT	QTY	DESCRIPTION	NOTE
50		 DOUBLE SIDED TIMBER CARPENTERS BENCH WITH 4 x DAWN No9 CARPENTERS VICES 1680 X 900 X 40 MM APPROX.	
51		 DOUBLE SIDED TIMBER CARPENTERS BENCH WITH 4 x DAWN No9 CARPENTERS VICES 1680 X 900 X 40 MM APPROX.	
52		 DOUBLE SIDED TIMBER CARPENTERS BENCH WITH 4 x DAWN No9 CARPENTERS VICES 1680 x 900 x 40MM APPROX.	
53		 DOUBLE SIDED TIMBER CARPENTERS BENCH WITH 4 x DAWN No9 CARPENTERS VICES 1680 X 900 X 40 MM APPROX.	
54		 DOUBLE SIDED TIMBER CARPENTERS BENCH WITH 4 x DAWN No9 CARPENTERS VICES 1680 X 900 X 40 MM APPROX.	
55		 DOUBLE SIDED TIMBER CARPENTERS BENCH WITH 2 x DAWN No9 CARPENTERS VICES 1680 X 900 X 40 MM APPROX.	
56		 STEEL FILING CABINET, NAMCO, 4 DRAWER, BLUE	
57		 STEEL FILING CABINET, GODFREY, 4 DRAWER, GREY	








LOT	QTY	DESCRIPTION	NOTE
58		 STEEL FILING CABINET, GODFREY, 4 DRAWER, RED	
59		 STEEL FILING CABINET, GODFREY, 2 DRAWER, GREY	
60		 FLAMMABLE GOODS CABINET, 1600 x 1100 x 475mm 250 LTR.	
61		 FLAMMABLE GOODS CABINET, 1600 x 1100 x 475mm 250 LTR .	
62		 MODULAR SPRAY BOOTH, 4 x 2 x 2.2m (H) WITH FILTER WALL APPROX 500mm EXHAUST FAN (BUYER TO REMOVE)	
63		 WALL MOUNT REVERSE CYCLE AIRCONDITIONER, KELVINATOR CONDITION UNKNOWN	









LOT	QTY	DESCRIPTION	NOTE
64		 EVAPORATIVE AIRCONDITIONER, BRAEMER MOD: RPA4S 4.5AMPS	
65		 GAS OVEN HOT PLATE UNIT, EUROMAID MOD: GG54G0W NATURAL GAS APPROX 2 YEARS OLD LITTLE USE	
66		 GAS OVEN HOT PLATE UNIT, EUROMAID MOD: GG54G0W NATURAL GAS APPROX 2 YEARS OLD LITTLE USE	
67		 GAS OVEN HOT PLATE UNIT, EUROMAID MOD: GG54G0W NATURAL GAS APPROX 2 YEARS OLD LITTLE USE	
68		 GAS OVEN HOT PLATE UNIT, EUROMAID MOD: GG54G0W NATURAL GAS APPROX 2 YEARS OLD LITTLE USE	
69		 GAS OVEN HOT PLATE UNIT, EUROMAID MOD: GG54G0W NATURAL GAS APPROX 2 YEARS OLD LITTLE USE	






LOT	QTY	DESCRIPTION	NOTE
70		 <p> GAS OVEN HOT PLATE UNIT, EUROMAID MOD: GG54G0W NATURAL GAS APPROX 2 YEARS OLD LITTLE USE </p>	
71		 <p> GAS OVEN HOT PLATE UNIT, EUROMAID MOD: GG54G0W NATURAL GAS APPROX 2 YEARS OLD LITTLE USE </p>	
72		 <p> GAS OVEN HOT PLATE UNIT, EUROMAID MOD: GG54G0W NATURAL GAS APPROX 2 YEARS OLD LITTLE USE </p>	
73		 <p> GAS OVEN HOT PLATE UNIT, EUROMAID MOD: GG54G0W NATURAL GAS APPROX 2 YEARS OLD LITTLE USE </p>	
74		 <p> GAS OVEN HOT PLATE UNIT, EUROMAID MOD: GG54G0W NATURAL GAS APPROX 2 YEARS OLD LITTLE USE </p>	








LOT	QTY	DESCRIPTION	NOTE
75			GAS OVEN HOT PLATE UNIT, EUROMAID MOD: GG54G0W NATURAL GAS APPROX 2 YEARS OLD LITTLE USE
76			GAS OVEN HOT PLATE UNIT, EUROMAID MOD: GG54G0W NATURAL GAS APPROX 2 YEARS OLD LITTLE USE DAMAGED OVEN DOOR
77			GAS OVEN HOT PLATE UNIT, EUROMAID MOD: GG54G0W NATURAL GAS APPROX 2 YEARS OLD LITTLE USE DAMAGED OVEN DOOR
77a			TECALMIT 2 POST FLOOR PLATE CAR HOIST 3,000kg 415V
78			AIR COMPRESSOR, PILOT MOD: K30 2 STAGE. S/NO: 02.3.33865 TWIN CYLINDER 5.5kw (7.5HP) 415V
79			RYOBI VERTICAL BANDSAW . BENCH TOP TYPE. 240 VOLT MODEL RBS904. 230 X 90 MM.

LOT	QTY	DESCRIPTION	NOTE
80		DOUBLE SIDED STEEL STORAGE UNIT, 1950 x 900 x 800mm APPROX 4 TIER	
81		DIESEL ENGINE, KUBOTA MOD: V1702 4 CYLINDER NO ACCESSORIES CONDITION UNKNOWN	
82		DIESEL ENGINE, NISSAN 4 CYLINDER WITH STARTER ONLY (S2) NO ACCESSORIES CONDITION UNKNOWN	
83		PETROL ENGINE, HOLDEN RODEO V6 NO ACCESSORIES, DISPLAY ENGINE ONLY STAND NOT INCLUDED CONDITION UNKNOWN.	
84		ON CAR WHEEL BALANCER, REPCO MOD: 409 415V	




LOT	QTY	DESCRIPTION	NOTE
85		 PAIR ALUMINIUM GLASS SLIDING DOORS WITH FRAME 2240 (H) x 870mm (W) APPROX.	
86		 2 X STEEL PLAN FILE UNIT, 6 DRAWER ON STAND GREY AND BLUE.	
87		 STEEL FILING CABINET, GODFREY, 4 DRAWER, GREY	
88		 PAIR STEEL FILING CABINETS, RESOURCE, 4 DRAWER, BEIGE	
89		 5 x STEEL FRAME LAMINEX TOP WORK TABLES, 1500 x 900mm	
90		 VINTAGE CHALK BOARD, 2.8 x 1.2m	
91		 WHITEBOARD, 2.8 x 1.2m	

LOT	QTY	DESCRIPTION	NOTE
92		 VISITORS COUCH SET, MOBILE, PURPLE VINYL 4 PCE.	
93		 VISITORS COUCH SET, MOBILE, ORANGE VINYL 4 PCE.	
94		 5 x STEEL FRAME LAMINEX TOP WORK TABLES, 1750 x 900mm	
95		 WALL MOUNT ALUMINIUM BENCH	
96		<div>  ** WITHDRAWN ** 4 x STEEL FRAME LAMINEX TOP WORK TABLES, 1200 x 600mm </div>	
97		<div>  ** WITHDRAWN ** 3 x STEEL FRAME LAMINEX TOP WORK TABLES, 1200 x 600mm </div>	
98		<div>  ** WITHDRAWN ** 3 x STEEL FRAME LAMINEX TOP WORK TABLES, 1200 x 600mm </div>	
99		<div>  ** WITHDRAWN ** 3 x STEEL FRAME LAMINEX TOP WORK TABLES, 1200 x 600mm </div>	

LOT	QTY	DESCRIPTION	NOTE
100		CARPET SQUARE, 2.9 x 2m, 100% WOOL, BELCANTO	
			
101		TABLE TOP GUILLOTINE, LEDAH MOD: 430MS	
			
102		STEEL FILING CABINET, GODFREY, 4 DRAWER, ORANGE	
			
103		14 x CIRCULAR FLURO TUBES, 32w	
			
104		** WITHDRAWN ** 3 x STEEL FRAME LAB CHAIRS, 2 x STEEL FRAME LAMINEX TABLES, GREY, 1500 x 900mm & STEEL FRAME TROLLEY, 1200 x 600mm	
105		2 X STEEL FILING CABINETS, 4 DRAWER, BLUE & GREY.	
			

LOT	QTY	DESCRIPTION	NOTE
106		ELECTRIC COOKTOP, WESTINGHOUSE, 4 x PLATE IN BENCH	
			
107		HEAVY DUTY TIMBER WORK BENCH, 2 TIER, 3.35 x 1.05m	
			
108		HEAVY DUTY TIMBER WORK BENCH, 2 TIER, 3.35 x 1.05m	
			
109		CORNER DESK UNIT, MELAMINE, GREY, 1200 x 1200mm	
			
110		WALK BEHIND SWEEPER SHOP VAC MOD: 305	
			
111		STAIR CLIMBING SACK TRUCK	
			
112		PVC DUCTING, 300mm, 2 x 90 DEGREE ELBOWS, 2.4m STRAIGHT TUBE	
			

LOT	QTY	DESCRIPTION	NOTE
113		3 x STEEL FILING CABINETS, 2, 3 & 4 DRAWER, 2 x CLOTH VISITORS CHAIRS, TIMBER BOOKSHELF, 2 x 1m, & STEEL FRAME LAMINEX TOP WORK BENCH, 1200 x 600mm	
114		*** VACANT ***	
115		9 x ART DECO TABLES, STEEL FRAME, LAMINEX TOP, 1500 x 900mm	
116		BENCHTOP DRILL PRESS, LEADCRAFT 13mm, 5 SPEED 240V WITH BENCH	
117		WHITEBOARD, 2400 x 1200mm	
118		4 & 3 DRAWER TIMBER LAMINATE FILING CABINETS, BEECH/STORM	
119		ORANGE VINYL VISITORS COUCH, 4 PIECE	
120		PURPLE VINYL VISITORS COUCH, 3 PIECE	

LOT	QTY	DESCRIPTION	NOTE
121		 <p>SAFE, ROBINSON MOTOR COMPANY WITH KEY 1050 x 760 x 620mm</p>	
122		 <p>10 x VARIOUS TECH STUDY STOOLS</p>	
123		 <p>TEAM BOARD/SMART WHITEBOARD 1380 x 1100mm WITH SANYO SHORT THROW PROJECTOR, PROWIDE & RETRACTABLE SCREEN, 1800mm WIDE. & CABLES</p>	