


LOT	QTY	DESCRIPTION	NOTE
-----	-----	-------------	------


1  TRANSPORTABLE 3 TIER GRANDSTAND
40' (12.20m) (L) APPROX x 8' (2.40m) (W) x 9.44' (2.88m) (H)
COMPOSITE DECK SEATING WITH STEEL FRAMES
APPROX 60 PERSON SEATING CAPACITY,
SAFETY HAND RAILING,
ROOF & BACK WALL, OPEN FRONT & SIDES,
FITTED WITH CONTAINER PIN SOCKETS

2  20' (6m) SHIPPING CONTAINER SITE OFFICE
2570mm (H) x 2430mm (H)
FULLY INSULATED WALLS & ROOF
FITTED WITH POWER & LIGHTING
3 x WINDOWS,
SPLIT SYSTEM AC UNIT, KELVINATOR INVERTER
MOD: KSV25HRG
REVERSE CYCLE
(COMPRESSOR UNIT MOUNTED ON CONTAINER DOORS
OUTSIDE)
2 x PERSONAL ACCESS DOORS, LOCKABLE
WITH FORK POCKETS & PIN SOCKETS

3  TRANSPORTABLE OFFICE/ACCOMMODATION MODULE
EXPANDING & RETRACTABLE
MULTI PLAN LAYOUT
MAIN ROOM, 2 x OFFICES & BATHROOM,
DOUBLE SIDED HINGED ROOF & FLOOR PANELS,
FITTED WITH SHOWER, TOILET & BASIN
7 x WINDOWS, INSULATED PANELS, POWER, LIGHTING,
PLUMBING & SPLIT SYSTEM AC UNIT
SIZE OPEN: 6 x 6m x 2.5m (H) APPROX
SIZE CLOSED: 5.85 x 2.25 x 2.5m (H) APPROX
900 x 1200 SLIDING GLASS DOOR ENTRY AREA
INCLUDING 3 x OFFICE DESKS, BOOKSHELVES, CHAIRS, ETC

(BUYER TO DISCONNECT UTILITIES)

4  FUJI XEROX PHOTOCOPIER/DOCU CENTRE,
MOD: SC2020

5  2 x 3 DRAWER FILING CABINETS, CREAM STEEL

LOT	QTY	DESCRIPTION	NOTE
6		STORAGE CABINET, 2 DOOR, GREY STEEL, 1610 x 760mm	
			
7		STORAGE CABINET, 2 DOOR, BLACK STEEL, 1830 x 860mm & 3 DRAWER FILING CABINET, BLACK STEEL	
			
8		FREESTANDING CARPORT, 8.35 x 6.1 x 2.8m (H) 150 x 100mm RHS POST & FRAME CONSTRUCTION CORRUGATED STEEL ROOF (BUYER TO REMOVE)	
			
9		PORTABLE SIGN, 6 x 2.5m, EX CONTAINER, PARTIAL FRAME BENT	
			
10		20' CONTAINER SHIPPING BASE, FLAT RACK. 4 x CORNER FOLDED DOWN POSTS FORK POCKETS NO: FCCU20090 CAP: 32,050kg TARE: 2,950kg	
			
11		20' SHIPPING CONTAINER, DAMAGED SIDE WALL, GREEN DOORS CLOSE OK .	
			

LOT	QTY	DESCRIPTION	NOTE
-----	-----	-------------	------

12



TRANSPORTABLE ACCOMMODATION MODULE/ OFFICE.
 EXPANDING & RETRACTABLE
 MULTI PLAN LAYOUT, 2 x ROOMS,
 BATHROOM & KITCHEN/DINING AREA
 DOUBLE SIDED HINGED ROOF & FLOOR PANELS
 FITTED WITH SHOWER, TOILET & HAND BASIN.
 FLAT PACK KITCHEN, LED LIGHTING & POWER,
 PLUMBING, TIMBER LAMINATE FLOORING,
 INSULATED PANELS, 7 x WINDOWS, ROLLER DOOR ENTRY
 SIZE OPEN: 6 x 6 x 2.25m (H) APPROX
 SIZE CLOSED: 5.85 x 2.25 x 2.5m (H)

13



TRANSPORTABLE ACCOMMODATION MODULE/ OFFICE.
 EXPANDING & RETRACTABLE
 MULTI PLAN LAYOUT, 2 x ROOMS,
 BATHROOM & KITCHEN/DINING AREA
 DOUBLE SIDED HINGED ROOF & FLOOR PANELS
 FITTED WITH SHOWER, TOILET & HAND BASIN.
 FLAT PACK KITCHEN, LED LIGHTING & POWER,
 PLUMBING, TIMBER LAMINATE FLOORING,
 INSULATED PANELS, 7 x WINDOWS, ROLLER DOOR ENTRY
 SIZE OPEN: 6 x 6 x 2.25m (H) APPROX
 SIZE CLOSED: 5.85 x 2.25 x 2.5m (H)

14



SHELF UNIT, 2 TIER, STEEL FRAME
 5800 x 600 x 1780mm (H)

15




SHELF UNIT, 2 TIER, STEEL FRAME
 5800 x 600 x 1780mm (H)


16






SHELF UNIT, 2 TIER, STEEL FRAME
 5800 x 600 x 1780mm (H)










LOT	QTY	DESCRIPTION	NOTE
17			INSULATED STORAGE MODULE, 2400 x 2000 x 2600mm, NO ENDS, ALLOY FLOOR
18			STORAGE RACK, HEAVY DUTY STEEL, 2 TIER, 1600 x 2700 x 2400mm (H)
19			STORAGE RACK, STEEL FRAME, 2 TIER, 2900 x 600 x 1750mm (H)
20			40' SHIPPING CONTAINER CONVERTED INTO WORKSHOP FITTED WITH POWER & LIGHTING ROLLER DOOR FITTED TO SIDE SPLIT SYSTEM AC UNIT, SHELVING & WORK BENCHES DOWN 1 SIDE
21			40' SHIPPING CONTAINER, GOOD CONDITION, DRY INSIDE, ORANGE
22			ROLLER DOOR, SILVER/GREY 1650 x 2400mm APPROX









LOT	QTY	DESCRIPTION	NOTE
23		ROLLER DOOR, SILVER/GREY WITH RUNNERS & BRACKETS 1650 x 2400mm APPROX	
			
24		ROLLER DOOR, SILVER/GREY WITH RUNNERS & BRACKETS 1650 x 2400mm APPROX	
			
25		ROLLER DOOR, SILVER/GREY WITH RUNNERS & BRACKETS 1900 x 2400mm APPROX (NEW)	
			
26		ROLLER DOOR, SILVER/GREY WITH RUNNERS & BRACKETS 1650 x 2400mm APPROX	
			
27		ROLLER DOOR, SILVER/GREY WITH RUNNERS & BRACKETS 3700 x 3000mm APPROX	
			
28		ROLLER DOOR, SILVER/GREY WITH RUNNERS & BRACKETS 4000 x 3000mm APPROX	
			









LOT	QTY	DESCRIPTION	NOTE
29		10 x LENGTHS STEEL ANGLE, 25 x 25 x 3mm x 6000mm (L)	
			
30		ALUMINIUM WALKWAY RAMP, SUIT CONTAINER ACCESS, CHECKERPLATE, 1100 x 800 x 120 mm RISE	
			
31		ALUMINIUM WALKWAY RAMP, SUIT CONTAINER ACCESS, CHECKERPLATE, 1100 x 800 x 120 mm RISE	
			
32		ALUMINIUM WALKWAY RAMP, SUIT CONTAINER ACCESS, CHECKERPLATE, 1100 x 800 x 120 mm RISE	
			
33		15 x ROLLS WALKWAY RUBBER MATTING, 6mtr. x 600mm (W) & 2 x STEEL STORAGE RACKS	
			
34		TRANSPORTABLE KITCHEN/LUNCH ROOM (20' SHIPPING CONTAINER CONVERTED) FITTED WITH POWER & LIGHTING, PLUMBED FOR WATER, GLASS SLIDING DOOR & PERSONAL DOOR ACCESS, 2 x WINDOWS, SINK, SPLIT SYSTEM AC UNIT, (COMPRESSOR UNIT ON GROUND OUTSIDE) FULLY INSULATED (NOT INCLUDING FRIDGE & MICROWAVE, ETC) (BUYER TO DISCONNECT ALL UTILITIES)	
			

LOT	QTY	DESCRIPTION	NOTE
35		FRIDGE FREEZER, SAMSUNG MOD: SR236MW 210 LITRE SANDWICH PRESS, MICROWAVE OVEN,	
36		SHIPPING CONTAINER, IGLOO 6 x 10.2m COVERED AREA, GALV STEEL FRAME WITH 20' HIGH CUBE SHIPPING CONTAINER SIDE DOOR ACCESS	
37		SHIPPING CONTAINER, IGLOO 14.8 x 12m COVERED AREA, GALV STEEL FRAME WITH 2 x 40' HIGH CUBE SHIPPING CONTAINERS BOTH FITTED WITH SIDE & END DOOR ACCESS, LIGHTING, WALL MOUNTED RACKS & SHELVES & HEAVY DUTY WORK BENCH (SLIGHT DAMAGE TO IGLOO ROOF EDGE)	
38		SHIPPING CONTAINER, IGLOO 10 x 12m COVERED AREA, DOME SHELTER MOD: DOME120043-R3487 GALV STEEL FRAME WITH 2 x 40' HIGH CUBE SHIPPING CONTAINERS INSULATED, ALUMINIUM FLOOR 1 x FITTED WITH SIDE ACCESS DOOR	
38a		ASSORTED WHITE TARPS, SUIT DOME IGLOOS, 1 x PALLET	
38b		20' BUNDED SHIPPING CONTAINER, STEEL MESH FLOORING, VENTILATED WITH DRUM RACK	
38c		20' HIGH CUBE SHIPPING CONTAINER FITTED OUT FOR FLAMMABLE STORAGE, VENTILATED, SPILL CONTAINMENT BARRIER IN FLOOR & SIDE SINGLE ACCESS DOOR ADDED	

LOT	QTY	DESCRIPTION	NOTE
39		 <p>HYSTER XL16 FORKLIFT MOD: H16.00XL-EC4 FITTED WITH 40' SIDE LIFT CONTAINER FRAME TELESCOPIC, LOAD HEIGHT: 9910mm PERKINS 6 CYLINDER DIESEL ENGINE HOURS: 03095 SHOWING ENCLOSED CAB, AUTO TRANS, AIR TYRES, A/C S/NO: D019E01645RS MAX LOAD 7,000kg @ 1220mm CENTRES PLEASE NOTE: FORKLIFT TO STAY ON SITE FOR 48 HRS FOR LOADING</p>	
40		 <p>TOYOTA FORKLIFT MOD: SFD80 S/NO: 5FD80-10014 LIFT CAPACITY: 8,000kg @ 600mm & 3,500kg @ 1200mm LIFT HEIGHT: 3,700mm CONTAINER WIDTH FORK ASSEMBLY WITH SIDE SHIFT 6 CYLINDER DIESEL ENGINE HOURS: 8,274 SHOWING 2 STAGE MAST, AIR TYRES, DUAL FRONT PLEASE NOTE: FORKLIFT TO STAY ON SITE FOR 48 HRS FOR LOADING</p>	
41		 <p>NISSAN FORKLIFT MOD: PL02A25SU S/NO: 004945 MAX LIFT: 1,900kg LIFT HEIGHT: 4,300mm 3 STAGE CONTAINER MAST WITH SIDE SHIFT 4 CYLINDER LPG/PETROL ENGINE HOURS: 9,796 SHOWING AIR TYRES PLEASE NOTE: FORKLIFT TO STAY ON SITE FOR 48 HRS FOR LOADING</p>	
42		 <p>TOYOTA FORKLIFT APPROX 2.5 TONNE CAPACITY approx. 4 CYLINDER LPG ENGINE HOURS: 13,600 APPROX SHOWING CONTAINER MAST 3 STAGE, SIDE SHIFT ALL FAULTS SOLID TYRES</p>	
43		 <p>HYSTER FORKLIFT WITH 40' SIDE LIFT TELESCOPIC CONTAINER FRAME MOD: H12.00XL2 DOM: 1998 S/NO: D019E02274V MAX LOAD: 12,000kg @ 16,605mm LOAD CENTRE MAX LOAD HEIGHT: 12,236mm 6 CYLINDER PERKINS DIESEL ENGINE HOURS: 8,152 SHOWING AUTO FULLY ENCLOSED CAB, AIR TYRES ALL FAULTS, TRANSMISSION FAULTY</p>	
44		 <p>2 x WIRE ROPE LIFTING SETS, 4 LEG WITH D-SHACKLES, WLL: 10 TONNE</p>	

LOT	QTY	DESCRIPTION	NOTE
45		2 x WIRE ROPE LIFTING SETS, 4 LEG WITH D-SHACKLES, WLL: 10 TONNE	
46		FORKLIFT LIFTING CRANE ATTACHMENT 2,900mm (L) FABRICATED (NOT RATED)	
47		PALLET RACKING, 2 x UPRIGHTS, 2440mm & 8 x CROSS BEAMS, 2600mm	
48		4 x STEEL PAINT STANDS, 2600 x 340mm (H)	
49		WORK BENCH, STEEL TOP & FRAME, 2400 x 600 x 860mm (H), VICE & STEEL RACK, 2550 x 600 x 1000mm (H)	
50		2 x GALV & 3 x BLACK STRETCH METAL WALKWAY MESH, 3000 x 1200mm 1 x PALLET	
51		ASSORTED STEEL SHEET METAL INCLUDING STEEL PLATE, PERFORATED SHEET, STEEL H/D DOOR, SHIPPING CONTAINER PROFILE SHEET, ETC, 6 x PALLETS	
52		STEEL BASE & ASSORTED SHEET METAL	
53		4 x A-FRAME WORK SIGNS & 1 x PALLET SHEET METAL	

LOT	QTY	DESCRIPTION	NOTE
54		PLANTER BOX, BUILT TO LOOK LIKE SHIPPING CONTAINER, HEAVY DUTY STEEL CONSTRUCTION, 2400 x 1200 x 700mm	
55		OPEN TOP SHIPPING CONTAINER TARP COVER WITH WIRE ROPE & SHADE CLOTH	
56		7 x JACKING BARS/CARGO RETAINING	
57		2 x HEAVY DUTY A-FRAME STEEL STANDS, 2500 x 1150mm (H)	
58		2 x HEAVY DUTY A-FRAME STEEL STANDS, 2500 x 1000mm (H)	
59		4 x A-FRAME STEEL STANDS, 2000 x 1000mm (H)	
60		2 x PAIRS STEEL STANDS, 1100 x 1100mm (H) & 850 x 1000mm (H)	
61		HEAVY DUTY WELDERS BENCH, PLATE STEEL TOP, 2 TIER, 2140 x 1690 x 25 THICK x 900mm (H)	

LOT	QTY	DESCRIPTION	NOTE
62		 HEAVY DUTY WELDERS BENCH, PLATE STEEL TOP, 3000 x 1200 x 6 THICK x 910mm (H) WITH 6" OFFSET VICE	
63		 ACCESS PLATFORM STEEL FRAME, MOBILE, 2100 x 970 x 1300mm (H) PLATFORM	
64		 STEEL 2 TIER TROLLEY, 1700 x 800 x 1100mm WITH STEEL STOCK STAND, 2000 x 430 x 650mm (H)	
65		 DIESEL TANK ON STAND, ELEVATED, 1500 LITRE	
66		 STEEL STOCK RACK, 580 x 600 x 1800mm (H) & SMALL STEEL BENCH, TIMBER TOP, 1050 x 720 x 1050mm (H)	
67		 JET 777 PETROL PRESSURE WASHER, HOSE, HAND PIECE & HOSE REEL	
68		 HYDRAULIC BODY REPAIR KIT, 15 PIECE	
69		 ALUMINIUM CHECKERPLATE MOBILE BIN, 1060 x 1200 x 700mm ON NYLON CASTORS	

LOT	QTY	DESCRIPTION	NOTE
70			HEAVY DUTY WORK TROLLEY, 3 TIER, PNEUMATIC WHEELS 1200 x 720 x 1000mm
71			ASSORTED ALUMINIUM EXTRUSIONS, 2 x PACKS, 8mm THREADED GALV ROD x 3m, 30 LENGTHS APPROX CONTENTS WALL RACK
72			HORIZONTAL BANDSAW, THOMAS MOD: ZIP21 METAL CUTTING TYPE: DUAL MODE DOM: 2010 BLADE SIZE: 2080 x 20 x 0.9mm COOLANT FEED, 415V
73			HORIZONTAL BANDSAW, THOMAS MOD: ZIP21 METAL CUTTING TYPE: DUAL MODE DOM: 2008 BLADE SIZE: 2080 x 20 x 0.9mm COOLANT FEED, 415V
74			BBQ, LETS LIVE OUTDOORS MOD: ENTERTAINMENT 6 BURNER WITH WOK BURNER
75			OXY ACETYLENE TROLLEY, GAUGES, HOSE & HAND PIECE CUTTING TORCH

LOT	QTY	DESCRIPTION	NOTE
-----	-----	-------------	------

76  OXY ACETYLENE TROLLEY, GAUGES, HOSE & HAND PIECE CUTTING TORCH

77  BOTTLE TROLLEY, HEAVY DUTY

78  OXY ACETYLENE TROLLEY, REGULATORS & HOSE

79  MIG WELDER, BOC SMOOTHARC ADVANCE
MOD: MIG350R
WIRE FEED, 415V

80  MIG WELDER, BOC SMOOTHARC ADVANCE
MOD: MIG350R
WIRE FEED, 415V

LOT	QTY	DESCRIPTION	NOTE
-----	-----	-------------	------

81



MIG WELDER, BOC SMOOTHARC ADVANCE
MOD: MIG350R
WIRE FEED, 415V

82



MIG WELDER, BOC SMOOTHARC ADVANCE
MOD: MIG350R
WIRE FEED, 415V
ALL FAULTS

83




MIG WELDER, BOC SMOOTHARC ADVANCE
MOD: MIG350R
WIRE FEED, 415V
ALL FAULTS

84



MIG WELDER, BOC SMOOTHARC ADVANCE
MOD: MIG275R
WIRE FEED, 415V
ALL FAULTS

85



MIG WELDER, LINCOLN ELECTRIC REDI MIG 325 REMOTE
WIRE FEED UNIT 4D, 415V
ALL FAULTS

LOT	QTY	DESCRIPTION	NOTE
-----	-----	-------------	------

86



MIG WELDER, SAF-FRO
MOD: FILCORD 251C
415V
ALL FAULTS

87



MIG WELDER, CIG TRANSMIG 275
240V ON TROLLEY
ALL FAULTS

88



MIG WELDER, CIGWELD TRANSMIG 200
240V
ALL FAULTS

89






AIRLESS PAINT SPRAY UNIT, TROLLEY MOUNT,
240V WITH PRESSURE PAINT POT, 15 LITRE & HOSES

90



2 x AIRLESS PAINT SPRAY UNITS, TROLLEY MOUNT,
240V WITH HOSES

LOT	QTY	DESCRIPTION	NOTE
91		GREASE, ASSORTED SIGNS INC FLAMMABLE GAS, NO FLAMES, ETC, STRAPS, ETC, 1 x PALLET	
92		SPRAY PAINT GUNS, G-CLAMPS, PAINT DYE MARKER TROLLEY, HAND TOOLS, ETC, 1 x PALLET	
93		SHIPPING CONTAINER LOCKING PINS/JOINERS IN MILK CRATE	
94		2 x WORKSHOP FANS, EBONY, 700mm, 240V	
95		WORK LIGHT, ROTARY BEACON LIGHT ON STAND & 2 x WORKSHOP FANS, ALL FAULTS	
96		SLEDGE HAMMER, GREASE GUN, ARC WELD HAND PIECES, HAND TOLLS, VENTS & OFFCUTS, 1 x PALLET	

LOT	QTY	DESCRIPTION	NOTE
97		TABLE SAW, MAKITA MOD: MLT100 255mm BLADE, 240V	
98		AUTO TINT WELDING HELMETS, ALL FAULTS, LEATHER WELDING VESTS, FACE SHIELDS & DISPOSABLE OVERALLS, 1 x PALLET	
99		TRANSPORT PACKING BLANKETS, 3 x PALLETS	
100		ASSORTED LOAD STRAPS, BOTTLE JACK VALVE, ETC, 1 x PALLET	
101		MODULAR RACKING INCLUDING 3 x UPRIGHTS, 2200mm 16 x CROSS BEAMS & SHELVES, 1200mm 1 x PALLET	
102		2 x SHIPPING CONTAINER ROOF STRAIGHTENING JIGS, 1 x FITTED WITH HYDRAULIC FOOT PUMP & RAM, MOBILE WITH ATTACHMENTS	
103		2 DOOR CABINET, GREY STEEL, 1850 x 850mm	


LOT	QTY	DESCRIPTION	NOTE
-----	-----	-------------	------

104



2 DOOR CABINET, CREAM STEEL, 1800 x 900mm & 2 x 4 DRAWER FILING CABINETS

105



2 x 2 DOOR CABINETS, GREY STEEL, 1800 x 900mm

106



2 x 2 DOOR CABINETS, GREY STEEL, 1850 x 850mm

107



PEDESTAL GRINDER, DUAL WHEEL, 200mm, 240V

108










6 x INSULATED PANELS/COOL ROOM PANELS, ASSORTED SIZES INC
 3 @ 2330 x 1200 x 50mm &
 3 @ 2550 x 1200 x 50mm

109



ASSORTED SHOVELS, BROOMS, PICK, 2 x SASH CLAMPS, 2400mm, ETC

LOT	QTY	DESCRIPTION	NOTE
110		DAWN VICE, 125mm & STAND	
111		MODULAR SHELVING INCLUDING 8 x UPRIGHTS, 2000mm 20 x CROSS BEAMS, 1200mm & SHELVES 2 x PALLETS	
112		MODULAR SHELVING INCLUDING 4 x UPRIGHTS, 2000mm 24 x CROSS BEAMS, 1800mm & SHELVES 2 x PALLETS	
113		SHEET METAL FOLDER, 1400mm (W)	
114		BENCH GRINDER, RYOBI EBG 3720 DOUBLE END, 200mm & BENCH DRILL PRESS, OZITO 5 SPEED, 240V	
115		3 x SAFETY HARNESES & FALL ARRESTORS	
116		COLD SAW, ADIGE MOD: B75SA 260mm BLADE, COOLANT FEED 415V WITH ROLLER FEED IN TABLE & OUTFEED, 5000mm NEEDS ATTENTION.	
117		ASSORTED DRILLS, OZITO & METABO, OZITO HEAT GUN, 240V & AIR RIVETERS & STEEL STAND	

LOT	QTY	DESCRIPTION	NOTE
118		5 x ASSORTED FIRE EXTINGUISHERS	
119		9 x INSULATED PANELS/ COOL ROOM PANELS, 230 x 1200 x 50mm	
120		2 x SLEDGE HAMMERS & LARGE BOLT CUTTERS	
121		WORKSHOP BENCH, STEEL FRAME, TIMBER TOP, 1550 x 870 x 1000mm (H)	
122		11 x PART DRUMS ASSORTED OILS & PAINTS	
123		3 x STEP LADDERS, ALLOY, 1250mm	
124		2 x EXTENSION LADDERS, ALLOY, 3-5m, 150kg CAPACITY	

LOT	QTY	DESCRIPTION	NOTE
-----	-----	-------------	------

125




2 x A-FRAME LADDERS, ALLOY, 2400mm

126




PLATFORM LADDER, ALLOY, GORILLA, 1800mm TO PLATFORM, 150kg CAPACITY

127



SACK TROLLEY

128




2 x 2 DOOR CABINETS, GREY STEEL, 1800 x 900mm

129



40 x CONTAINER DOOR CLOSING MECHANISMS

130



PLATFORM LADDER, STOCKMASTER NAVIGATOR, ALLOY, MOBILE
150kg CAPACITY, 1700mm TO PLATFORM
FITTED WITH HAND WINCH PLATFORM


LOT	QTY	DESCRIPTION	NOTE
-----	-----	-------------	------

131



ASSORTED STEEL AIR/VENTS/GRATES
HEAVY DUTY, SUIT SHIPPING CONTAINERS,
ASSORTED SIZES INCLUDING 400 x 400mm, 300 x 1600mm,
ETC
1 x PALLET

132



PALLET JACK

133




44 DRUM & HAND PUMP ROTARY

134



AIR COMPRESSOR, BOC, PEERLESS
MOD: PHP15
2 STAGE
300LPM, 240V

135










RETRACTABLE AIR HOSE REEL, MOUNTED TO BUILDING
(BUYER TO REMOVE)

136



ASSORTED STRETCH METAL MESH, 3 x HEAVY DUTY STEEL
WINDOW GRID PANELS & TARP
1 x PALLET

LOT	QTY	DESCRIPTION	NOTE
137		 <p>HAND TOOLS, HARDWARE, NUTS,BOLTS, RIVETS, ETC 1 x PALLET</p>	
138		 <p>ALLOY TREAD PLATE SECTIONS, 1 x FULL & ASSORTED PART SHEET & PLAIN SHEET 1 x PALLET</p>	
139		 <p>ASSORTED AIR & OXY HOSES, DRIPPER LINE, POWER CABLES, ETC</p>	
140		 <p>MINIATURE PALLET RACKING INC 4 x UPRIGHTS , 2000mm 24 x CROSS BEAMS, 1800mm, WITH SHELVES, NEW 1 x PALLET</p>	
141		 <p>EMERGENCY EYE WASH STATION</p>	
142		 <p>STEEL SHELF/BENCH UNIT, 1400 x 800mm</p>	
143		 <p>2 x 200 LITRE STEEL DRUMS WITH STAINLESS STEEL BALL VALVES & HOSES</p>	


LOT	QTY	DESCRIPTION	NOTE
-----	-----	-------------	------

144



12 x PART 20 LITRE DRUMS HEMPATEX HI BUILD PAINT, VARIOUS COLOURS

145



10 x PART 20 LITRE DRUMS INDUSTRIAL COATINGS INDOC PAINT
3 x 4 LITRE TINS PART FULL WATTYL EPINAMEL PAINT, VARIOUS COLOURS

146



12 x 20 LITRE PART DRUMS ASSORTED INDUSTRIAL PAINT, JOTUN, HEMPER, ETC, VARIOUS COLOURS

147



12 x 20 LITRE PART DRUMS ASSORTED INDUSTRIAL PAINT, JOTUN, HEMPER, ETC, VARIOUS COLOURS

148



8 x 20 LITRE PART DRUMS JOTUN, WATTYL INDUSTRIAL PAINTS & 2 x 5 LITRE PART TINS WATTYL PAINT

LOT	QTY	DESCRIPTION	NOTE
-----	-----	-------------	------

149



205 LITRE DRUM IN DRUM STAND

150



12 x PART 20 LITRE DRUMS INDUSTRIAL PAINT, VARIOUS COLOURS, JOTUN, WATTYL, ETC

151



12 x PART 20 LITRE DRUMS INDUSTRIAL PAINT, VARIOUS COLOURS, JOTUN, WATTYL, ETC

152









12 x PART 20 LITRE DRUMS INDUSTRIAL PAINT, VARIOUS COLOURS, JOTUN, WATTYL, ETC

153



12 x PART 20 LITRE DRUMS INDUSTRIAL PAINT, VARIOUS COLOURS, JOTUN, WATTYL, ETC

LOT	QTY	DESCRIPTION	NOTE
154		12 x PART 20 LITRE DRUMS INDUSTRIAL PAINT, VARIOUS COLOURS, JOTUN, WATTYL, ETC	
155		VARIOUS 20 LITRE PART DRUMS INDUSTRIAL PAINTS, APPROX 22 DRUMS CONTENTS RACK	
156		12 x PART 20 LITRE DRUMS INDUSTRIAL PAINT, VARIOUS COLOURS, JOTUN, WATTYL, ETC	
157		FORKLIFT SAFETY CAGE, 250kg CAPACITY	
158		FORKLIFT SAFETY CAGE, NOT RATED	
159		LARGE ACCESS PLATFORM, 2.5m TO PLATFORM 6m LONG 1.2m WIDE WITH STEPS & HAND RAILS	

LOT	QTY	DESCRIPTION	NOTE
160			<p>ACCESS PLATFORM, 2m TO PLATFORM 3m LONG 1.2m WIDE WITH LADDER</p>
161			<p>ACCESS PLATFORM, 1.7m TO PLATFORM 3m LONG 1.2m WIDE WITH LADDER</p>
162			<p>CONTAINER RAMP, YELLOW WITH FORKLIFT POSITIONS, 2200mm (W)</p>
163			<p>PAIR CONTAINER RAMPS, 1 NEEDS REPAIR, 2700 & 2400mm (W)</p>
164			<p>200 LITRE DRUM TIP ATTACHMENT, SUIT SMALL FORKLIFT</p>
165			<p>MOBILE 3 TIER BENCH, 1200 x 650mm, STEEL FRAME, TIMBER TOP & 2 x WHITEBOARDS</p>

LOT	QTY	DESCRIPTION	NOTE
-----	-----	-------------	------

166



3 x ALUMINIUM SCREENS SLIDING DOORS, 1810 x 900mm APPROX

167



2 x WHEEL ASSEMBLIES FOR MOUNTING ON SHIPPING CONTAINER PIN LOCKS TO MOVE CONTAINERS