





































LOT	QTY	DESCRIPTION	NOTE
1		 <p>KUBOTA BX25DLB TRACTOR/FE LOADER/BACKHOE/MOWER HOURS: 350 hours KUBOTA, 3 CYLINDER, DIESEL, S/NO: 25576 WITH KUBOTA LA240 FE LOADER ATTACH & GP BUCKET KUBOTA RCK60B23BX MOWER DECK KUBOTA BACKHOE ATTACH & STABILISERS</p>	
2		 <p>2015 NEW HOLLAND BOOMER 25 TRACTOR/FE LOADER HOURS: 1,000 hours DIESEL, TYPE: J MODEL S/NO: E4, 2003, 370036 AUTO 3PTL, PTO, ROPS WITH N/H APC-18 FE LOADER ATTACH,GP BUCKET</p>	
3		 <p>CASE 30 LITTLE GIANT 2x2/4x4 TRACTOR/FE LOADER HOURS: 1,785hours DIESEL, 3PTL, PTO, HYDRAULICS WITH CASE MAXX LIFT 40 FE LOADER ATTACHMENT 4 IN 1 BUCKET & ROPS BAR (AS NEW TYRES)</p>	
4		 <p>FORD 2120 4x4 TRACTOR HOURS: 598hours INDICATED 4 CYLINDER, POWERSHIFT AUTO SPEED DIESEL, 3PT, PTO, FRONT HYDRAULICS, ROPS FORK MAST & FORKS, SINGLE RAM, SINGLE STAGE</p>	
5		 <p>FENDT FARMER 205P 4x4 FORK TRACTOR HOURS: 7,929hours INDICATED 4 CYLINDER, DIESEL, ID: 176/23/0546 HI/LO, PTO, 3PTL, HYDRAULICS CABIN WITH FORK MOUNT LIFT ATTACHMENT</p>	
6		 <p>DAVID BROWN 885 4x2 TRACTOR HOURS: 7,274hours INDICATED DIESEL, S/NO: 11012675 HI/LO, 3PTL, PTO, HYDRAULICS, POWER STEERING ROPS CANOPY</p>	
7		 <p>CASE 485 4x2 FORK TRACTOR DIESEL, POWER AUTO, HI/LO 3PTL, PTO, REAR FORK ATTACHMENT & FRONT COUNTER WEIGHT</p>	
8		 <p>2002 RHINO 4x4 TRACTOR/FE LOADER HOURS: 11hours INDICATED WITH K&R TINKER, FE LOADER ATTACHMENT 3PTL, PTO, HYDRAULICS</p>	










LOT	QTY	DESCRIPTION	NOTE
9		 <p>MASSEY FERGUSON 65 4x2 TRACTOR/FE LOADER DIESEL, HI/LO MANUAL 3PTL, PTO, HYDRAULICS WITH FE LOADER ATTACHMENT & FORKS</p>	
10		 <p>MASSEY FERGUSON 396 4x4 TRACTOR/FE LOADER HOURS: 265hours INDICATED DIESEL, S/NO: TL23DT/N (MF393-4) HI/LO CRAWL 3PL, PTO, 2 BANK HYDRAULICS WITH FE LOADER ATTACHMENT, GP BUCKET & FORKS</p>	
11		 <p>FORD 3000 4x2 TRACTOR HOURS: 3,615 hours DIESEL HI/LO, 3PTL, PTO. HYDRAULICS JUST SERVICED</p>	
12		 <p>RHINO 30 4x4 TRACTOR HOURS: 175 hours INDICATED 3PTL, PTO, HYDRAULIC OPTION</p>	
13		 <p>MASSEY FERGUSON FE-35 TRACTOR/FE LOADER HOURS: 5,602 hours INDICATED DIESEL HI/LO RANGE, S/NO: SNMY381088 3PTL, PTO HYDRAULICS WITH FRONT END LOADER ATTACHMENT & GP BUCKET</p>	
14		 <p>MASSEY FERGUSON MF135 TRACTOR/FE LOADER HOURS: 113 hours INDICATED DIESEL, S/NO: 894682M4 3PTL, PTO ROW CROP TYNES</p>	
15		 <p>UNIA DISC CULTIVATOR, (NEW) MOD: ARES, XL-3 2021 2 x 12 DISC SET, 3500mm & 600mm PIPE ROLLER</p>	
16		 <p>ROTARY MOWER/SLASHER, ED CLIF FARM MACHINERY 1800mm, 3PTL, PTO</p>	
17		 <p>ROLLER ROTARY MOWER, HOWARD PRO CUT ROLLAMOWA 1800mm, 3PTL, PTO</p>	

LOT	QTY	DESCRIPTION	NOTE
18		 ROLLER ROTARY MOWER, SUPERIOR TWIN DISC, 3PTL, PTO	
19		 ROTARY MOWER/SLASHER, 1800 1800mm, 3PTL, PTO	
20		 ROTARY MOWER/SLASHER, 1800 1500mm, 3PTL, PTO	
21		 MASSEY FERGUSON MF240 TRACTOR HOURS: 971 hours INDICATED DIESEL HI/LO RANGE, S/NO: MTL/A9071/51 3PTL, PTO	
22		 FARM TORQUE FT-D40 TRACTOR/FE LOADER HOURS: 229 hours INDICATED DIESEL HI/LO RANGE, 3PTL, PTO, HYDRAULICS REAR WHEEL WEIGHTS NEW FRONT TYNES & FE LOADER ATTACHMENT WITH 4 IN 1 BUCKET & FORKS	
23		 LIBERTIES, 3PTL BACKHOE ATTACHMENT MOD: LW-6 S/NO: 50409 DOM: 2009 COMPLETE WITH 500mm GP TOOTH BUCKET	
24		 SCRAPER BOWL, 2300mm, 3PTL	
25		 GRADER BLADE, 3PTL, 1800mm, TILT & ANGLE	
26		 MASSEY FERGUSON GRADER BLADE, 1800mm, MANUAL HEIGHT & ANGLE ADJUST	









LOT	QTY	DESCRIPTION	NOTE
27		 FORK LIFT ATTACHMENT, 3PTL, 150 x 2400mm FORKS	
28		 JOHN DEERE 673 CULTIVATOR 1800mm AUTO HITCH 3PTL, PTO S/NO: LV0673B030270	
29		 KUHN CULTIVATOR, 1800mm, OFFSET, 3PTL, PTO	
30		 WECAN CULTIVATOR MOD: 1350 1350mm, 3PTL, PTO & SHAFT	
31		 SICMA CULTIVATOR 1800mm 3PTL, PTO	
32		 1999 MURATORI MZ10C-180 CULTIVATOR 1800mm S/NO: 69656 3PL, PTO	
33		 TRACTOR FRONT HALF, GOLDONI 85 NRG 40kw DIESEL, 4 CYLINDER TURBO & FRONT AXLE & RIMS	
34		 MORBANK WOOD CHIPPER, TRAILER MOUNT MOD: SP111HP3 SINGLE AXLE NO MOTOR	
35		 5 TYNE RIPPER, 3PTL, RED	






LOT	QTY	DESCRIPTION	NOTE
36		 DISC SET, 2 ROW, EACH 8 DISC, 3PTL	
37		 SINGLE TYNE RIPPER, NEW TIP, 3PTL	
38		 CEMENT MIXER, 3PTL, PTO, 1/2cui	
39		 5 TYNE RIPPER, 3PTL, 1600mm	
40		 5 TYNE RIPPER, 3PTL, 1950mm	
41		 CUTTER, 3PTL, 1500mm, ADJUSTABLE HEIGHT	
42		 TRAILER MOUNT CHERRY PICKER, C&S PTY LTD TRAVEL TOWER S/NO: EP561 POWERED BY ROBIN PETROL ENGINE ON SINGLE AXLE FRAME, 50mm HITCH NO REG (NOT COMPLIANT)	
43		 LEVELLING BAR, 3PTL, 1950mm	
44		 FARMAC DOUBLE FURROW PLOUGH, 3PTL	

LOT	QTY	DESCRIPTION	NOTE
45		 FARMAC DOUBLE FURROW PLOUGH, 3PTL	
46		 FARMAC DOUBLE FURROW PLOUGH, 3PTL	
47		 FARMAC DOUBLE FURROW PLOUGH, 3PTL	
48		 CUSTOM 3PTL ROLLER, 1900mm	
49		 STATIONARY ENGINE, LISTER DURSLEY, ENGLAND SINGLE CYLINDER DIESEL ID: 2005 RPM: 1900 CRANK	
50		 LINCOLN FIELD WELDER 4 CYLINDER DIESEL 3 PHASE GEN, 12V	
51		 CHRIS GROW 3 WHEEL PRODUCT CART POWERED BY HONDA PETROL ENGINE WITH UPGRADED GEARBOX FITTED (XMAS HOLIDAY SPECIAL!)	
52		 FARM TIPPING TRAILER, 3m SINGLE AXLE, HYDRAULIC OP PIN HITCH	
53		 STATIONARY ENGINE, KUBOTA DIESEL EP2200DI-N 1.6kw/2200RPM ON SKID	

LOT	QTY	DESCRIPTION	NOTE
54		ROTARY HOE, VILLIERS PETROL ENGINE	
			
55		DUAL HEAD SPREADER, 3PTL, HYDRAULIC TWIN AUGERS & MIXER STAINLESS STEEL BIN	
			
56		SILVAN SPREADER, 3PTL, PTO, TYPE: 500	
			
57		JOHN DEERE TOOL CARRIER	
			
58		WALK BEHIND TRENCHER, DITCH WITCH MOD: 1820H S/NO: IP2493 HOURS: 184 INDICATED POWERED BY HONDA 18.0 TWIN PETROL ENGINE	
			
59		ROTARY HOE, (NO MOTOR)	
			
60		ERIEZ CAR PARK MAGNET MOUNTED IN WHEEL BARROW FRAME	
			
61		FORKLIFT ATTACHMENT, BH INDUSTRIES 1994 5000 SERIES 9' LIFT & SUB FRAME	
			
62		ENCLOSED CABIN/TRAILER	
			

LOT	QTY	DESCRIPTION	NOTE
63		 <p>3PTL FORKLIFT ATTACHMENT BOQ BALE SINGLE RAM TYPE: G510 DOM: 1999 2 x HITCHES</p>	
64		 <p>MASSEY FERGUSON MOD: 40 FRONT END LOADER ATTACHMENT, HYDRAULIC WITH 1080mm GP BUCKET</p>	
65		 <p>MASSEY FERGUSON ALL ROUNDER TRACTOR/FE LOADER MF35 PETROL, HI/LO, A513 FE LOADER ATTACH 3PTL, PTO, HYDRAULICS (NEEDS LOVE)</p>	
66		 <p>TRUCK TRAY, 2200mm, STEEL & ASSORTED GATES</p>	
67		 <p>PLANT TIPPING TRAILER, SINGLE AXLE 50mm HITCH, 3100 x 1800mm & BRAKES NO REG</p>	
68		 <p>CROPLANDS MISTER, 3PTL, PTO 600 LITRE POLY TANK, GALV FRAME DOM: 2005 S/NO: WO000528</p>	
69		 <p>MIST SPRAYER, CROPLANDS 3PTL, PTO S/NO: W0003899 DOM: 2007 500 LITRE</p>	
70		 <p>HARDI SPRAYER, 3PTL, PTO MOD: 4110SYNTAL 6000 LITRE POLY TANK HARDI 1202 PUMP DUAL ADJUSTABLE SPRAY BARS</p>	
71		 <p>SILVAN SPRAYER, 3PTL, PTO 400 LITRE, GALV FRAME, POLY TANK DUAL SIDE ADJUSTABLE, HOSE REEL & TRIGGER SPRAYER S/NO: 56818</p>	

LOT	QTY	DESCRIPTION	NOTE
72		 CROP BOOM SPRAYER, SILVAN 3PTL, PTO PAsRUE AK 600 LITRE (TANK SPLIT ON TOP) DUAL BOOM	
73		 SUPA TUFF SPRAY TRAILER MOUNT 1000 LITRE, REAR FAN, MULTI NOZZLE & HAND WAND PTO PUMP GALV TRAILER FRAME, PIN HITCH	
74		 UNI GREEN TRAILER MOUNT SPRAYER, TYPE: EXPO1100HT S/NO: 0956 DOM: 2010 1095 LITRE POLY TANK COMET PTO PUMP REAR FAN SPRAYER, MULTI NOZZLE SEPARATE HAND WASH ON SINGLE AXLE GALV TRAILER, RING PULL	
75		 2005 JCB 3CX 4x4 BACKHOE VIN: SLP3CXTS5E0960604 A/C ROPS CAB, 4 IN 1 BUCKET JCB QUICK HITCH & GRAB (HOURS NOT RECORDED)	
76		 CATERPILLAR 428E 4x4 BACKHOE PIN: CAT0428RVSNL04519 HOURS: 15,600hours EST 4 IN 1 BUCKET, 450mm GP BACKHOE BUCKET CONDITION: - CABIN DAMAGE	
77		 PAIR AS NEW TRACTOR TYRES, 11.2-24 & RIMS (FRONT)	
78		 PAIR AS NEW TRACTOR TYRES, 11.2-24 & RIMS (FRONT)	
79		 PAIR AS NEW TRACTOR TYRES, 16.9-30 & RIMS (REAR)	

LOT	QTY	DESCRIPTION	NOTE
80		PAIR AS NEW TRACTOR TYRES, 16.9-30 & RIMS (REAR)	
81		PAIR AS NEW TRACTOR TYRES, 11.2-24 (FRONT)	
82		PAIR AS NEW TRACTOR TYRES, 11.2-24 (FRONT)	
83		PAIR AS NEW TRACTOR TYRES, 16.9-30 (REAR)	
84		PAIR AS NEW TRACTOR TYRES, 16.9-30 (REAR)	
85		PAIR TRACTOR RIMS, 8 STUD, 30" x 15"	