


















| LOT | QTY | DESCRIPTION | NOTE |
|-----|---|--|------|
| 1 |  | IN FEED HOPPER, 2700 X 1900 MM, PLATE STEEL BODY, BOX STEEL SUPPORT FRAME WITH BOTTOM FEED DISCHARGE CONVEYOR 4000MM X 900MM WIDE BELT 415 VOLT MOTOR. | |
| 2 |  | UP FEED CONVEYOR TO SCREEN, 20 METER X 750MM WIDE BELT 415 VOLT MOTOR WITH SUPPORT FRAMES. | |
| 3 |  | JQUES TRIPLE DECK SCREEN, 14 FT X 5 FT, INCLINE TYPE MODEL 3514 SNO, 604686 BELT DRIVE 415 VOLT, WITH SUPPORT STRUCTURE, ACCESS STEPS AND WALK WAY ALSO TO INCLUDE BOTTOM DISCHARGE CONVEYOR | |
| 4 |  | PRECISION SCREENS STOCK PILE DISCHARGE CONVEYOR, 10METER X 500MM WIDE BELT, 415VOLT MOTOR WITH SUPPORT FRAME | |
| 5 |  | PRECISION SCREENS STOCK PILE DISCHARGE CONVEYOR, 10 METER X 500MM WIDE BELT, 415 VOLT MOTOR WITH SUPPORT FRAME | |
| 6 |  | PRODUCT TRANSFER CONVEYOR, 15 METER X 750 MM 415 VOLT MOTOR, WITH WALK WAY FRAME NO SUPPORT STRUCTURE (TOP DECK TO SCREEN CRUSHER) | |
| 7 |  | JQUES IMPACTOR CRUSHER MODEL 536 POWERED BY 110 KW BELT DRIVE ELECTRIC MOTOR WITH BEAM SUPPORT FRAME & ACCESS STEPS PLUS WALK WWAY WITH DISCHARGE CONVEYOR 7.2 METER X 900 MM WIDE BELT & 415 VOLT MOTOR | |
| 8 |  | ELEVATED RETURNS CONVEYOR 17.5 METER X 600 MM WIDE BELT WITH HOPPER SURROUND AND SUPPORT LEGS POWERED BY 415 VOLT ELECTRIC MOTOR | |
| 9 |  | QUAMIN TRANSFER CONVEYOR 10 METER X 600 MM WIDE BELT WITH SUPPORT LEGS POWERED BY 415 VOLT ELECTRIC MOTOR (FEED TO STACKER) | |

| LOT | QTY | DESCRIPTION | NOTE |
|-----|-----|--|------|
| 10 | |  <p>PRECISION SCREENS RADIAL STACKER SNO 7926586 15 METER X 600 MM WIDE BELT HOPPER SURROUND, POWRED BY 415 VOLT ELECTRIC MOTOR</p> | |
| 11 | |  <p>LUDOWICI DOUBLE DECK SCREEN 14 FT X 5 FT MODEL CASM . 2-15/42 DOM 2009 SNO 60845 POWERED BY 5.5 KW 415 VOLT ELECTRIC MOTOR, 1058 RPM, STROKE 6.8 MM WITH SUPPORT STRUCTURE, ACCESS STEPS AND WALK WAYS</p> | |
| 12 | |  <p>SCREEN DISCHARGE STOCK PILE CONVEYOR 10 METER X 600 MM WIDE BELT POWERD BY 415 VOLT ELECTRIC MOTOR (NO SUPPORT BASE)</p> | |
| 13 | |  <p>SCREEN DISCHARGE STOCK PILE CONVEYOR 10 METER X 600 MM WIDE BELT POWERD BY 415 VOLT ELECTRIC MOTOR (NO SUPPORT BASE)</p> | |
| 14 | |  <p>PLYMPIAN CATERPILLAR GENERATOR SET MODEL GEP 220, 220 KVA PIN 0LY00000CRNS03958 9831 HOURS POWERD BY PERKINS DIESEL ON SKID BASE FRAME AND CONTROLS</p> | |
| 15 | |  <p>FIXED CRUSHING AND SCREEN PLANT ELECTRIC CONTROL STATION. SYSTEM START UP AND RUN CENTRE. TO INCLUDE ALL 415VOLT CABELING TO EACH UNIT AND TO FINISH AT JUNCTION BOXES, OR PLUG/ SWITH GEAR. NOTE: CABLE TRAYS STAY WITH MACHINERY.</p> | |
| 16 | |  <p>3 STACKS OF REPLACEMENT SCREENS TO SUIT BOTH CRUSHERS AND OR SCREENS TO BE SOLD.</p> | |
| 17 | |  <p>6 PALLETS OF REPLACEMENT WEAR PARTS FOR JAQUES CRUSHERS</p> | |