














LOT	QTY	DESCRIPTION	NOTE
1		DOUBLE SIDED STEEL STOCK RACK. 2 TIER, APPROX 4000 x 2000mm	
2		3 x SINGLE SIDED BOX STEEL STOCK RACKS , 5 TIER, APPROX 4500mm (H)	
3		DOUBLE SIDED STEEL STOCK RACK, 3 TIER, APPROX 2500 x 2000mm	
4		STOCK RACK COMPONENTS, 6 PIECES TOTAL	
5		DOUBLE SIDED STEEL STOCK RACK, 3 TIER, APPROX 2500 x 2000mm	
6		3 x OPEN ENDED STILLAGES, 1050 x 730 x 730mm	
7		6 x STEEL TRUCK RIMS & TYRES 5 STUD 7.50 -16 LT	

LOT	QTY	DESCRIPTION	NOTE
8		GALV MACHINERY DUCTING	
			
9		FORKLIFT ARM ATTACHMENT, 2200mm ARM	
			
10		PAIR OF STACKABLE STEEL STOCK TROLLEYS, 4000 x 400mm, CASTOR WHEELS	
			
11		SKID MOUNT WATER TANK, MILD STEEL, SUIT TIPPER, DRIBBLE BAR, 3300 x 2000 x 650mm	
			
12		3 x GALV FLAG/BANNER POLES, 7m (H)	
			
13		GALV STOCK RACK SET	
			
13a		DOUBLE SIDED STOCK RACK, GALV, WITH RHS EXTENSIONS	
			
14		GALV 2 WHEEL STOCK TROLLEY, 2000 x 1000 mm	
			

LOT	QTY	DESCRIPTION	NOTE
15		GALV MACHINERY DUCTING	
16		GALV MACHINERY DUCTING	
17		GALV MACHINERY DUCTING	
18		COMPLETE GALV STORAGE CAGE, BARBED WIRE TOP, WITH GATES	
19		11m ROLLER DOOR WITH MOTOR, 3.2m CLEARANCE	
20		10m ROLLER DOOR WITH MOTOR	

LOT	QTY	DESCRIPTION	NOTE
21		2 x GREEN LAMP POSTS, 8m (H)	
			
22		DOUBLE SIDED STEEL STOCK RACK, 2 TIER, 50000 x 2200 x 2000mm	
			
22a		5 TIER SINGLE SIDED STEEL STOCK RACK, 6m LONG, 4m (H)	
			
22b		CORRUGATED IRON PACK & CLIP LOCK ROOFING PACK, UP TO 7.5m, CONTENTS OF RACK	
			
23		STEEL STAIR SET, 4.5m (L)	
			
24		STEEL STOCK RACK, 10 TIER, APPROX 2500 x 1600mm	
			
25		DOUBLE SIDED STEEL STOCK RACK, 5 TIER, 2800 x 4000 x 4000mm	
			

LOT	QTY	DESCRIPTION	NOTE
-----	-----	-------------	------

25a



STEEL LOADING RAMP, 3000 x 3000mm

26



SINGLE SIDED STEEL STOCK RACK, 5 TIER, 1600 x 4000 x 4000mm

27



SINGLE SIDED STEEL STOCK RACK, 5 TIER, 1600 x 4000 x 4000mm

28



SINGLE SIDED STEEL STOCK RACK, 5 TIER, 1600 x 4000 x 4000mm

29












SINGLE SIDED STEEL STOCK RACK, 5 TIER, 1600 x 4000 x 4000mm

30



DOUBLE SIDED STEEL STOCK RACK, 5 TIER, 2850 x 4000 x 4000mm

LOT	QTY	DESCRIPTION	NOTE
31		DOUBLE SIDED STEEL STOCK RACK, 3 TIER, 1400 x 2650 x 2200mm	
			
32		DOUBLE SIDED STEEL STOCK RACK, 3 TIER, 1400 x 2650 x 2200mm	
			
33		DOUBLE SIDED A FRAME STEEL STOCK RACK, 7 TIER, 3900 x 2300mm	
			
34		DOUBLE SIDED A FRAME STEEL STOCK RACK, 4 TIER, 2250 x 2000mm	
			
35		DOUBLE SIDED A FRAME STEEL STOCK RACK, 4 TIER, 1600 x 1800mm	
			
36		DOUBLE SIDED A FRAME STEEL STOCK RACK, 4 TIER, 1600 x 1800mm	
			
37		OPEN SIDED STEEL ANNEX, FREE STANDING, 6500 x 2800 x 2300mm	
			
38		OPEN SIDED STEEL ANNEX, FREE STANDING, 6500 x 2800 x 2300mm	
			

LOT	QTY	DESCRIPTION	NOTE
39			SINGLE OPEN SIDE STEEL ANNEX, FREE STANDING, 6500 x 2800 x 2800mm
40			SINGLE OPEN SIDE STEEL ANNEX, FREE STANDING, 6500 x 2800 x 2800mm
41			OPEN SIDED STEEL ANNEX, FREE STANDING, 6500 x 2800 x 2800mm
42			SINGLE OPEN SIDE STEEL ANNEX, FREE STANDING, 6500 x 2800 x 2800mm
43			SINGLE OPEN SIDE STEEL ANNEX, FREE STANDING, 6500 x 2800 x 2800mm
44			SINGLE OPEN SIDE STEEL ANNEX, FREE STANDING, , 6500 x 2800 x 3100mm
45			SINGLE OPEN SIDE STEEL ANNEX, FREE STANDING, 6500 x 2800 x 3100mm
46			SINGLE OPEN SIDE STEEL ANNEX, FREE STANDING, 6500 x 2800 x 3100mm
47			SINGLE OPEN SIDE STEEL ANNEX, FREE STANDING, 6500 x 2800 x 3100mm



LOT	QTY	DESCRIPTION	NOTE
-----	-----	-------------	------

47a



LARGE QUANTITY STEEL SHELVING

47b



STEEL STOCK RACK, 1400 x 1600 x 4000mm

47c



STEEL CANTILEVER STOCK RACK, SINGLE SIDED, 4 TIER, 1400 x 1600 x 4000 (2 PIECE)

47d




STEEL CANTILEVER STOCK RACK, SINGLE SIDED, 4 TIER, 1400 x 4000 x 4000

47e



STEEL CANTILEVER STOCK RACK, SINGLE SIDED, 5 TIER, 1400 x 4000 x 4000

47f



STEEL CANTILEVER STOCK RACK, SINGLE SIDED, 5 TIER, 1400 x 4000 x 4000



LOT	QTY	DESCRIPTION	NOTE
47g		STEEL CANTILEVER STOCK RACK, SINGLE SIDED, 5 TIER, 1400 x 4000 x 4000	
			
47h		STEEL CANTILEVER STOCK RACK, SINGLE SIDED, 5 TIER, 1400 x 4000 x 4000	
			
47i		BAILEY, 2 x ALLOY EXTENSION LADDERS, 6/10m APPROX, ALL FAULTS	
			
48		SCM T130 SPINDLE MOULDER, 415v	
			
49		LEDA PNEUMATIC UP CUT SAW , MODEL: CS-18L, 415v	
			
50		WADKIN DOCKING SAW, 300mm, 415v	
			

LOT	QTY	DESCRIPTION	NOTE
-----	-----	-------------	------

51



TOWBALL MOUNT GOPHER CARRIER

52




PINHEIRO SPINDLE MOULDER, MODEL: T1, 415v

53



WOODFAST PLANER, 250mm, 415v

54



OLDSCHOOL WOOD BANDSAW

55




WOODFAST DUST EXTRACTOR, MODEL: IND2400, TWIN BAG 415v


56



WOODFAST DUST EXTRACTOR, MODEL: 900, SINGLE BAG 240v


LOT	QTY	DESCRIPTION	NOTE
-----	-----	-------------	------


57  SELMAC TWIN BAG DUST EXTRACTOR, MODEL: SDC-4043, 3hp, 240v

58  MOBILE TWIN BAG DUST EXTRACTOR, 1.1kw, 415v

59  INTERWOOD TABLE ROUTER, TYPE: OFN, 415v

60  WADKIN DOCKING SAW, 300mm, 415v

61  MAGIC PANEL SAW, TILTING BLADE, 415v

62  DOUBLE SIDED DISC SANDER, 300mm, 415v

LOT	QTY	DESCRIPTION	NOTE
-----	-----	-------------	------

63



WADKIN TRENCHING SAW, 415v

63a



ROLLER CONYEVOR PIECES, 1 @ 5000 x 600mm, 1800 x 450mm

64



NOLEX RADIAL POWER SAW, 400mm BLADE, 2hp, 415v

65



CASADEI SPINDLE MOULDER, MODEL: F115, 415v

66



MEBER VERTICAL BANDSAW, MODEL: SR800, 415v

67



WADKIN 600mm PLANER, MODEL: RK586, 415v

LOT	QTY	DESCRIPTION	NOTE
-----	-----	-------------	------

68



ROBLAND COMBINATION SAW/PLANER/ROUTER, MODEL: K26, 415v

69



DUST EXTRACTION CABINET, 1000 x 900 x 1500mm, 415v

70



INDUSTRIAL BLOWER, 400 x 400mm, 415v

71



WOODFAST, COMBINATION MACHINE, 150mm PLANER, 300mm SAW, WITH TABLE EXTENSION, 1400 x 1150mm 240v

72








LEDACRAFT 250mm PLANER THICKNESSER BUZZER, 240v

73



PUREAIR, FILTRATION & EXHAUST SYSTEM, 6 BAG UNIT, ON STAND, 415v

LOT	QTY	DESCRIPTION	NOTE
74		R.H.HALLIDAY INDUSTRIAL BLOWER, 400mm OUTLET, 15hp, 415v	
			
75		NOLEX DOCKING SAW, 415v	
			
76		VACANT	
77		STANLEY PRESSURE WASHER, MODEL: 5.5hp, 2500psi, PETROL	
			
78		SHODA STRAIGHT LINE EDGER, MACHINE NUMBER: RS132-660318, 415v	
			
78a		125mm STEEL FLEXIBLE DUCTING	
			
78b		125mm STEEL FLEXIBLE DUCTING	
			
78c		12 x FIRE EXTINGUISHERS	
			
79		'AMF CLASS A CONTAINER' FIREPROOF COMBO SAFE, 670 x 950 x 940mm	
			

LOT	QTY	DESCRIPTION	NOTE
80		CC CARADONNA ATM DIGITAL COMBO SAFE, 850 x 700 x 900mm	
81		CC CARADONNA ATM DIGITAL COMBO SAFE, 850 x 700 x 900mm	
82		HOLZHER VERTICAL PANEL SAW, TYPE: PK-336, 2000mm (H), 3400mm (L), 415v	
83		AUSTWOOD COMMERCIAL 1200 WALK BEHIND SLASHER, 12hp BRIGGS & STRATTON ENGINE	
84		ECHO WHIPPER SNIPPER, SRM 3605SI	
85		CASADEI SPINDLE MOULDER, WITH POWER FEED & SLIDING TABLE, MODEL: F115, 415v	
86		McPHERSON DOCKING SAW, 415v	
87		CORONET WOOD LATHE, 950mm BED, 240v	



LOT	QTY	DESCRIPTION	NOTE
-----	-----	-------------	------

88



OLIMPIA 200 300mm BELT SANDER, COMPLETE WITH EXTRACTION UNIT, 415v

89



TOUGH CHAIN MORTISER, 415v

90



SAMCO BELT SANDER, 3000mm, 415v

91

VACANT

92



WOODFAST DUST EXTRACTOR, MODEL: 325, 415v

93





ELITE BUILT KEY/DIGITAL COMBO 4 DRAWER FILING SAFE




94



FLEX VIT FRICTION SAW, MODEL: F16RH, 4kw MOTOR, 406mm, 415v

LOT	QTY	DESCRIPTION	NOTE
95		JET 18" BANDSAW, 1.5hp, 415v	
			
96		3 x WELDING SCREENS, 1860 x 2100mm	
			
97		VACANT	
98		NEW HOLLAND SKID STEER, MODEL: L170, AIR CONDITIONED CAB, 4-1 BUCKET, 3,757hrs	
			
99		CASE SKID STEER, MODEL: 1835B, SERIAL NO. 3821543, GP BUCKET 1500mm (W), DIESEL, 1,945hrs	
			
100		KOMATSU FORKLIFT, MODEL: FG-40-4, CAP: 3,400kg, SERIAL: 130023, MAST HEIGHT: 4.5m, SERVICE WEIGHT, 5,945kg, 9,788hrs, SEE THROUGH 2 STAGE MAST, HEADLIGHTS, DUAL FRONT WHEELS, LPG	
			
101		PAIR FORK TYNES, 1100mm L	
			

LOT	QTY	DESCRIPTION	NOTE
102		 <p>PERUZZO GARDEN PRO 1600 FLAIL MOWER, 1.6m WIDE, MODEL: TRINCIARBA, SERIAL: 3021, DOM: 1993, HYDRAULIC RISE &amp; FALL, 3PL, PTO DRIVE</p>	
103		 <p>HEAVY DUTY 8 x 6 DUAL AXLE TRAILER, 3 DOOR TRADESMAN FITOUT, LARGE OFFROAD WHEELS, REGO: 1TFM465 (WA), 50mm COUPLER</p>	
104		 <p>DUAL AXLE 11 x 7 ENCLOSED TRAILER PROJECT, ALMOST COMPLETE! 50mm COUPLER</p>	
105		 <p>DUAL AXLE 8 x 5 BOX TRAILER, ENCLOSED WITH 2 DOOR TRADESMAN FITOUT, 50mm COUPLER, ELECTRIC BRAKES</p>	
106		 <p>DEXION PALLET RACKING WITH SLIDE OUT ROLLERS, 12 x UPRIGHTS, 4000mm (H)</p>	
107		 <p>HINO GH SINGLE AXLE PRIME MOVER CRANE TRUCK, MODEL: GH1JSERC/CAB, GVM: 16,500kg, GCM: 32,000, 291,000km, MANUAL TRANSMISSION, 6 CYLINDER DIESEL, 05/2002, VIN:JHDGH1J6LXXX10096, REGO: WSR760, FERRARI 712 CRANE, CAP 3.75 TONNE, BULL BAR</p>	
108		 <p>HINO ECONO DIESEL TRAY TOP CRANE TRUCK, DOM 1989, 177,000km, MANUAL TRANSMISSION, 2.4 TONNE HIAB CRANE, 6.7 x 2.4m TRAY</p>	
109		 <p>1989 ISUZU 4 x 2 TIPPER, MODEL: FSR5MF, ODO: 592,149km, REGO: UVD872, VIN: JALFSR12H63593664, GVM: 9,300, 4.5 x 2.4m TRAY, DROP SIDES, 2 WAY TAILGATE, ROLL OUT CANOPY</p>	

LOT	QTY	DESCRIPTION	NOTE
110		SINGLE AXLE DROP DECK TRAILER, 9.8m (TOTAL), 3m (FRONT DECK), BEAVER TAIL WITH MANUAL LOAD RAMPS, REGO: SY86FJ	
111		FREIGHT MASTER FLAT DECK TRAILER, 12 x 2.5m, DUAL AXLE, TOOL BOX, REGO: YDR 046, SPRING SUSPENSION, SPIDER HUBS, SERIAL: S7441B, STEEL DECK	
112		20 FOOT SHIPPING CONTAINER, NOTE: ROOF DAMAGED, FLOOR WATER DAMAGED, PLEASE INSPECT	