










LOT	QTY	DESCRIPTION	NOTE
1		23 x STEEL ACROW PROPS, IN STILLAGE	
2		5 x GALV ACROW PROPS	
3		80 x QUICK ASSEMBLE GALV SCAFFOLD SECTIONS, 2100mm, 3000mm	
4		CONTENTS OF 2 PALLETS, 17 x STEEL MESH SCAFFOLD BARRIERS, 1700 x 900mm	
5		CONTENTS OF 2 PALLETS, 30 x STEEL MESH SCAFFOLD BARRIERS, 1700 x 900mm	
6		CONTENTS OF 1 PALLETS, 32 x STEEL MESH SCAFFOLD BARRIERS, 1200 x 900mm	
7		CONTENTS OF 2 PALLETS, 25 x STEEL MESH SCAFFOLD BARRIERS 2300 x 900mm	
8		CONTENTS OF 2 PALLETS, 37 x STEEL MESH SCAFFOLD BARRIERS 2300 x 900mm	

LOT	QTY	DESCRIPTION	NOTE
9		CONTENTS OF 2 PALLETS, 45 x STEEL MESH SCAFFOLD BARRIERS 2300 x 900mm	
10		CONTENTS OF 3 PALLETS, 75 x STEEL MESH SCAFFOLD BARRIERS 2300 x 900mm	
11		CONTENTS OF 2 PALLETS, 50 x STEEL MESH SCAFFOLD BARRIERS 2300 x 900mm	
12		CONTENTS OF 3 PALLETS, 75 x STEEL MESH SCAFFOLD BARRIERS 2300 x 900mm	
13		CONTENTS OF 2 PALLETS, 50 x STEEL MESH SCAFFOLD BARRIERS 2300 x 900mm	
14		CONTENTS OF 3 PALLETS, 75 x STEEL MESH SCAFFOLD BARRIERS 2300 x 900mm	
15		40 x STEEL TUBE SCAFFOLD FRAMES, 1800 (H) x 1200 (W)	
16		22 x STEEL TUBE SCAFFOLD FRAMES, 1800 (H) x 1200 (W)	


LOT	QTY	DESCRIPTION	NOTE
17		30 x STEEL TUBE SCAFFOLD FRAMES, 1800 (H) x 1200 (W)	
18		30 x STEEL TUBE SCAFFOLD FRAMES, 1800 (H) x 1200 (W)	
19		40 x STEEL TUBE SCAFFOLD FRAMES, 1800 (H) x 1200 (W)	
20		APPROX 50 x LARGE QUANTITY ELECTRICAL CONDUIT BENDS, 100mm, NOTE: SUN DAMAGED,	
21		4 x ALLOY LADDER SECTIONS, 2 @ 3.5m, 2 @ 5.5m	
22		3 x ALLOY LADDER SECTIONS, 2 @ 3.5m, 2 @ 5.5m	

LOT	QTY	DESCRIPTION	NOTE
23		2 x ALLOY LADDER SECTIONS, 5.5m	
24		CONTENTS OF PALLET, 11 x SCAFFOLD WORK PLATFORMS, ALLOY, 2200 x 550mm	
25		ALLOY SCAFFOLDING SECTIONS, 2 @ 1400 x 1300mm, 2 @ 1700 x 1300mm, 4 @ 3100 x 900mm	
26		40 x ALLOY SCAFFOLD BRACES, YELLOW, BLUE ORANGE & GREEN, 3000mm, PLUS ASSORTED KICK PLATES	
27		ASSORTED ALLOY SCAFFOLDING SECTIONS, 2 @ 1300 x 1000mm, 2 @ 1000 x 700mm, 5 @ 2000 x 1300mm, 1400 x 1300mm, PLUS BRACES & STEPS	
28		STEEL WASTE BIN, 1400 x 800 x 900mm	
29		2 x MOBILE STOCK RACKS, GALV, 1800 x 1300mm, 1200 x 900mm	

LOT	QTY	DESCRIPTION	NOTE
30		HEAVY DUTY DROP SIDE STACKABLE STILLAGE, WIRE MESH, 1160 x 1160 x 1100mm WITH CONTENTS	
			
31		CONTENTS OF 2 PALLETS, 10 x STEEL STEPS, 600mm (H)	
			
32		HEAVY DUTY STACKABLE STEEL STILLAGE, 1000 x 1000 x 850mm WITH REO BAR OFF CUTS AND ALUMINIUM WINDOW	
			
33		30 HEAVY DUTY ADJUSTABLE SCAFFOLD CASTOR WHEELS, PLUS STILLAGE	
			
34		4 x STILLAGES 'CUP LOCK' SCAFFOLDING COMPONENTS	
			
35		2 x STILLAGES 'CUP LOCK' SCAFFOLDING COMPONENTS	
			

LOT	QTY	DESCRIPTION	NOTE
-----	-----	-------------	------


36 3 x STILLAGES 'CUP LOCK' SCAFFOLDING COMPONENTS




37 1 x STILLAGES 'CUP LOCK' SCAFFOLDING COMPONENTS, PLUS 1 CRATE



38 3 x STILLAGES 'CUP LOCK' SCAFFOLDING COMPONENTS



39 3 x STILLAGES 'CUP LOCK' SCAFFOLDING COMPONENTS



40 3 x STILLAGES 'CUP LOCK' SCAFFOLDING COMPONENTS



LOT	QTY	DESCRIPTION	NOTE
41		2 x STILLAGES 'CUP LOCK' SCAFFOLDING COMPONENTS	
			
42		HEAVY DUTY CAST IRON DRAINAGE GRID, 1200 x 600mm, PLUS 1 CONCRETE PIT COVER & SURROUND, 850 x 400mm	
			
43		CONTENTS OF PALLET, CONCRETE ELECTRICAL PIT COVERS, 650 x 500mm	
			
44		12 x STAINLESS STEEL SURROUNDS, 650 x 330 x 300mm	
			
45		STEEL STILLAGE/ WASTE BIN, 1050 x 1050 x 1100mm	
			
46		2 x STRETCH METAL STEEL STAIRS, 950 (W) x 1200 (H), 6 TREADS	
			
47		CONTENTS OF PALLET, 26 x SCAFFOLDING FRAMES, 1500 x 1300mm	
			

LOT	QTY	DESCRIPTION	NOTE
48			CONTENTS OF PALLET, 26 x SCAFFOLDING FRAMES, 5 @ 1500 x 1000mm, 15 @ 1500 x 1500mm
49			'ALL THE SCRAP!' MARKED WITH GREEN PAINT, CONTENTS OF 4 x PALLETS/STILLAGES
50			CONTENTS OF PALLET, APPROX 14 x CONNECTABLE RUBBER SPEED BUMP SECTIONS
51			PORTABLE SITE TOILET WITH HAND BASIN
52			SPECIALTY PALLET LIFTING FRAME
53			CRANE LIFT WASTE BIN, 2400 x 1500mm
54			SPECIALTY PALLET LIFTING FRAME



LOT	QTY	DESCRIPTION	NOTE
-----	-----	-------------	------

55



2 x STACKABLE STILLAGES 1500 x 1600mm

56



STEEL TIPPER BIN WITH FORK POCKETS, 1300 x 1100 x 1000mm

57



EAST WEST ENGINEERING FORKLIFT BUCKET ATTACHMENT, HYDRAULIC TIP, 1200mm (W)

58



COLD WATER FOUNTAIN, 240v

59











SITE POWER BOX, 3 PHASE, WITH 7 x GPO's, 240v, 2 x WEATHERPROOF FLURO's

60



















STEEL BENCH 2300 x 600mm WITH DAWN 6" BENCH VICE, PLUS STILLAGE OF REO BAR




LOT	QTY	DESCRIPTION	NOTE
61		CONTENTS OF 2 x STILLAGES, ROAD SIGNS, & STANDS	
62		EARLY MODEL CONCRETE MIXING TRAILER, ALL FAULTS	
63		2 x STILLAGES SCRAP STEEL	
64		STILLAGE & CONTENTS, 3 x GALV STAIR FRAMES, 3000mm, 10 TREADS, APPROX 2m RISE	
65		QUANTITY STEEL SCAFFOLDING, BRACE BARS, ALLOY ADJUSTABLE BOX SECTION, 2 x STILLAGES	
66		ALLOY STAIRS, 1500 x 500 x 60mm	
67		ALLOY STAIRS, 1500 x 500 x 60mm	
68		ALLOY STAIRS, 1500 x 500 x 60mm, NOTE: MISSING STEPS	

LOT	QTY	DESCRIPTION	NOTE
69		ALLOY STAIRS, 1500 x 500 x 60mm	
70		ALLOY STAIRS, 1500 x 500 x 60mm	
71		1 1/4' BLUE LINE POLY PIPE, APPROX 40m WITH STAINLESS STEEL 316 SNAP ON CONNECTIONS PLUS 4 x 3m SHORT CONNECTOR SECTIONS	
72		3 x ALLOY STAIRS, 1500 x 560mm	
73		3 x ALLOY STAIRS, 1500 x 560mm	
74		3 x ALLOY STAIRS, 1500 x 560mm	
75		3 x ALLOY STAIRS, 1500 x 560mm	
76		3 x ALLOY STAIRS, 1500 x 560mm	

LOT	QTY	DESCRIPTION	NOTE
77		3 x ALLOY STAIRS, 1500 x 560mm	
78		3 x ALLOY STAIRS, 1500 x 560mm	
79		3 x ALLOY STAIRS, 1500 x 560mm	
80		2 x ALLOY STAIRS, 1500 x 560mm	
81		2 x ALLOY STAIRS, 1500 x 560mm	
82		2 x ALLOY STAIRS, 1500 x 560mm	
83		2 x ALLOY STAIRS, 1500 x 560mm	
84		3 x ALLOY STAIRS, 1500 x 560mm	

LOT	QTY	DESCRIPTION	NOTE
85		3 x ALLOY STAIRS, 1500 x 560mm	
			
86		EAST WEST ENGINEERING CRANE/FORK SAFETY CAGE, 5000 x 1400 x 1400mm, TYPE: J8363, DOM: 2021, WWL: 1000kg, SERIAL NO: 142565	
			
87		2004 MANITOU, MODEL: MT1740, SERIAL NO: 203457, CHASSIS NO: 1203457, UNLADEN WEIGHT: 10,814kg, 74.5kw, 4 TONNE CAP, 4x4, 4,727hrs, LAST SERVICE: 4,602hrs, AC CABIN, 4 CYLINDER PERKINS DIESEL: RG81374 FRONT STABILISER ARMS, HEADLIGHTS REGO: NVP346, WITH KEYS & REGO PAPERS NEXT MAJOR INSPECTION DUE 09/2023, NOTE: MINOR HUB LEAK FRONT LEFT WHEEL	
			
88		MANITOU AERIAL WORK PLATFORM, SUIT TELEHANDLER, MODEL: N4MORHE1000, SERIAL NO: 249229, DOM: 2008, UNLADEN WEIGHT: 1,084kg, 1000kg CAP, AUTHORISED 3 PERSON LIFT, SWIVEL HEAD, SAFETY LIGHT, GALV FRAME	
			
89		JCB TELEHANDLER, MODEL: SLP 530/120, ODO: 7,114hrs, SERIAL NO. 0573044 NOTE: HAS HYDRAULIC LEAK FROM BOOM	
			
90		GS PAVER HANDLER, 300kg RATED, 192hrs, LOMBARDINI 2 CYLINDER DIESEL ENGINE	
			
91		STILLAGE & CONTENTS, 2700mm GALV PIPE BRACES, APPROX 60	
			
92		3 x STILLAGES ASSORTED TIMBERS, STEEL SECTIONS ETC.	
			

LOT	QTY	DESCRIPTION	NOTE
93		2 x STILLAGES, 15 x ACROW PROPS, STEEL LADDER SECTIONS	
			
94		LARGE SCISSOR ACTION GRAB, TARE: 1200kg, 3 TONNE SWL	
			
95		CRANE LIFT WASTE BIN, 4 TONNE SWL, 2600 x 1600mm, WITH LIFTING & TIPPING CHAINS	
			
96		CRANE LIFT WASTE BIN, 4 TONNE SWL, 2600 x 1600mm	
			
97		100mm ELECTRICAL CONDUIT, BENDS, CAPS JOINERS	
			
98		CONTENTS OF 2 PALLETS, ASSORTED MESH PANELS, STEEL FRAMES, LIGHTWEIGHT GALV SECTIONS	
			
99		STEEL STOCK RACK 1390 x 840 x 2100mm	
			
100		STEEL STOCK RACK 6000 x 1800 x 600mm PLUS CONTENTS	
			

LOT	QTY	DESCRIPTION	NOTE
101		1 TONNE SPECIALTY LIFTING FRAME	
			
102		STEEL SITE BOX 1200 x 700 x 800mm	
			
103		ASSORTED PALLET RACKING, 6 x UPRIGHTS, APPROX 20 x ASSORTED BEAMS, 4500mm (H), UP TO 4500mm (W)	
			
104		ASSORTED ORANGE CONDUITS & WHITE PVC PIPING CONTENTS OF 1 x STILLAGE & 1 x PALLET	
		