





































LOT	QTY	DESCRIPTION	NOTE
1		1 TONNE BIN TIPPER, HEAVY DUTY STEEL FRAME, 4400 (H) x 2500mm (W)	
2		ELEVATED HEAVY DUTY WORK PLATFORM, STRETCH METAL FLOOR, 2500 x 2500mm PLATFORM, 2400mm (H)	
3		DIESEL FUEL TANK ON STAND, APPROX 12,500L CAP	
4		LARGE PRODUCE WASHING UNIT, 5000 x 2150 x 2600mm (H), NON MAGNETIC STAINLESS STEEL CONSTRUCTION, 415v ELECTRIC MOTOR	
5		LARGE STAINLESS STEEL HOPPER, 4000mm (H) x 2600mm (D), NON MAGNETIC STAINLESS STEEL CONSTRUCTION	
6		2 x STEEL SAFTEY HAND RAILS, 4000 x 1100mm, 4500 x 1100mm, YELLOW	
7		PRODUCE SEPARATOR, 5000mm L, NON MAGNETIC STAINLESS STEEL CONSTRUCTION, 415v ELECTRIC MOTOR	
8		S&B PRODUCE PACKAGING MACHINE, TYPE:CP800 10-G, MODEL: 10/99, ON STAINLESS STEEL FRAME, 415v	

LOT	QTY	DESCRIPTION	NOTE
9		HEAVY DUTY STEEL FORKLIFT RAMP, 6000mm (L) ADJUSTABLE WIDTH	
10		HEAVY DUTY STAINLESS STEEL FRAME, 5100 x 2150 x 1700mm (H) NON MAGNETIC STAINLESS STEEL CONSTRUCTION	
11		ABLUTION BLOCK, MENS & WOMENS ROOMS, 6 x TOILETS, 4 x STAINLESS STEEL HAND BASINS, ELECTRIC HAND DRYERS, GPO'S, FLURO LIGHTS, SLIDING WINDOWS, 6500 x 2500mm, WITH HOT WATER UNIT NOT INSTALLED, NOTE: 1 DOOR MISSING	
12		JAMES HARDIE ELEVATED SITE OFFICE, SERIAL: 01 42114 P, 8 x GPO, FLURO LIGHTING, 3000 x 2400 x 3800 (H), NO STEPS	
13		2 x COOL ROOM SLIDING DOORS, 2900 x 2600 x 170mm	
14		POWERED ROLLER CONVEYOR SECTION, ON LEGS, 4200 x 1250mm, ELECTRIC MOTOR, NON MAGNETIC STAINLESS STEEL CONSTRUCTION	
15		POWERED ROLLER CONVEYOR SECTION, ON LEGS, 4200 x 1250mm, ELECTRIC MOTOR, NON MAGNETIC STAINLESS STEEL CONSTRUCTION	
16		POWERED ROLLER CONVEYOR SECTION, ON LEGS, 4200 x 1250mm, ELECTRIC MOTOR, NON MAGNETIC STAINLESS STEEL CONSTRUCTION	

LOT	QTY	DESCRIPTION	NOTE
17		HORWOOD BAGSHAW 27 TYNE SCARIFIER, 5400 x 3000mm	
			
18		PTO DRIVE, 2500mm MULTI PADDLE PADDOCK ROLLER, ALL FAULTS	
			
19		BOTTAZZI PACKING MULTIHEAD WEIGHER, 415v, DIGITAL CONTROL	
			
20		SORMA MULTIHEAD WEIGHING MACHINE, MODEL: G09126, DOM: 2008, 415v, INCOMPLETE	
			
21		CONVEYOR SORTING STATION, ALL FAULTS, WITH EMERGENCY STOP, 415v	
			
22		GRUNDFOS PUMP UNIT, TYPE: CR32-5X-F-I-E-100E, MODEL: A97725506P11327, 11kw	
			
23		PRODUCE CONVEYOR SECTION, 1300 x 6000 x 1500mm (H), NO BELT NO DRIVE, ADJUSTABLE HEIGHT	
			
24		PFM HURRICANE SERVO FLOW WRAPPER MACHINE, MODEL: HURRICANE.E.W., DOM: 2011	
			








LOT	QTY	DESCRIPTION	NOTE
25		PMD PACKING WRAPPER MACHINE, MODEL: CF1, DOM: 2010	
26		NEWTEC PRODUCE BAGGING MACHINE, TYPE: PE60/KL, 1.1kw, DOM: 2011	
27		NEWTEC PRODUCE BAGGING MACHINE, TYPE: PE60/KL, 1.1kw, DOM: 2011	
28		5 x PRODUCE LINE ROLLERS, 600mm (W)	
29		QUANTITY IT SALVAGE, INCLUDING SERVERS, SWITCH BOARDS, CABLE ETC. (NALLY BIN NOT INCLUDED)	
30		BOTTAZZI PACKING PRODUCE INCLINE CONVEYOR, MODEL: FB361, DOM: 1999, 3500 (L), 900mm (W)	
31		PROUD MACHINERY ROTATING PRODUCE BOWL, 1400mm (D)	
32		BOSCH PRODUCE WRAPPING MACHINE, DOM:2013, SERIAL: 8-114-407-002, 415v	

LOT	QTY	DESCRIPTION	NOTE
33		LARGE PRODUCE POWERED CONVEYOR SECTION, 9000 x 1000mm, STAINLESS STEEL	
			
34		PRODUCE POWERED CONVEYOR SECTION (NO BELT NO DRIVE) 6000 x 1000mm, STAINLESS STEEL, 2 TIER	
			
35		2 x STEEL STOCK TROLLEYS, 2200 x 1100mm, 1100 x 860mm	
			
36		LEDA PROFESSIONAL DUST COLLECTOR, 6 BAG UNIT, (DISMANTLED) WITH DUCTING, 415v	
			
37		PRODUCE CONVEYOR SYSTEM, 1200mm WIDE BELT, 5000mm LONG	
			
38		PRODUCE, INFEED HOPPER & CONVEYOR	
			
39		STAINLESS STEEL MOBILE PACKAGING BENCH, NON MAGNETIC STAINLESS STEEL, 2400 x 1300mm	
			
40		BOTTAZZI MULTIHEAD WEIGHER, 415v	
			

LOT	QTY	DESCRIPTION	NOTE
41		INCLINE CONVEYOR, 1700 x 1100mm, 415v	
			
42		2 x STAINLESS STEEL SAFTEY CAGES, 2000 x 800 x 400mm	
			
43		BOTTAZZI FOOD PROCESSING UNIT WITH 2300 x 300mm CONVEYOR, 415v	
			
44		PACKAGING SYSTEMS TAIWAN BOX TAPE MACHINE, MODEL: PW-553S, DOM: 2004, 240v, UP TO 600 x 600mm CARTONS	
			
45		INFEED CONVEYOR SECTION, MULTI BELT, 900 x 1100mm, 415v WITH GEARBOX & DRIVE	
			
46		PRODUCE CONVEYOR BELT SYSTEM, 2300 x 800mm, WITH CONTROLLER & DRIVE, 415v	
			
47		BOTTAZZI FOOD PROCESSING UNIT WITH 2300 x 300mm CONVEYOR, 415v	
			
48		4 x STAINLESS STEEL PRODUCT CHUTES, NON MAGNETIC STAINLESS STEEL, APPROX 1200 x 1200mm	
			



LOT	QTY	DESCRIPTION	NOTE
49		 S & B MULTIHEAD WEIGHING UNIT, NOT COMPLETE, NON MAGNETIC STAINLESS STEEL	
50		 3 x CONVEYOR SECTIONS, 90 DEGREE CORNER UNIT, 415v WITH DRIVE & MOTOR	
51		 DOBMAC PRODUCE PROCESSING UNIT, 4000 x 1000mm	
52		 PALLET ROTATING TABLE, 240v, SET OF STEEL LEGS & CONTROL PANEL, INCLUDES PLC'S RELAYS ETC.	
53		 2 x PRODUCE CONVEYOR SECTIONS, 500 x 350mm WITH CONTROL PANELS	
54		 PRODUCE CONVEYOR SECTION, 2400 x 1100mm, WITH DRIVE & MOTOR, 415v	
55		 STAINLESS STEEL FRAME BELT CONVEYOR WITH GUARD SECTIONS, 2800 x 320mm (INCOMPLETE)	
56		 GILLENKRICH PACKAGING SYSTEMS CONVEYOR SYSTEM, 2400 x 450mm BELT WITH 2 x PRODUCE ELEVATING UNITS, 1800mm RISE WITH CONTROL PANEL, DRIVES & MOTORS	

LOT	QTY	DESCRIPTION	NOTE
57			MARKEM-IMAJE 9030 LABEL PRINTER, ON STAND, 240v, ALL FAULTS
58			ARGRI FAB 100I POLY TANK ON MINI TRAILER, WITH SPRAY HANDLE, NOTE: NO PUMP
59			NEWTEC MULTI HEAD WEIGHER, TYPE: PEB60/KL, 415v, ALL FAULTS
60			CRATE OF NYLON CONVEYOR ROLLERS, 1150 x 50mm APPROX 150
61			CRATE OF STAINLESS STEEL CONVEYOR ROLLERS, 1800 x 50mm APPROX 150, NON MAGNETIC STAINLESS STEEL
62			PALLET OF STEEL END PLATES & FLAT BARS
63			INCLINE PADDLE CONVEYOR, 1800 x 350mm, STAINLESS STEEL CHASSIS WITH MOTOR & DRIVE



LOT	QTY	DESCRIPTION	NOTE
64		 INCLINE BELT CONVEYOR, 1800 x 300mm, STAINLESS STEEL CHASSIS WITH MOTOR & DRIVE	
65		 INCLINE BELT CONVEYOR, 1900 x 450mm, WITH MOTOR & DRIVE	
66		 INCLINE PADDLE CONVEYOR, 1800 x 350mm, STAINLESS STEEL CHASSIS WITH MOTOR & DRIVE	
67		 INCLINE BELT CONVEYOR, 2100 x 400mm, WITH MOTOR & DRIVE, 240v PLUS 2000 x 200mm CONVEYOR & 1600 x 300mm 415v MOTORS & DRIVES	
68		 PADDLE CONVEYOR 2800 x 800mm, 415v	
69		 2 x CONVEYOR SECTIONS, INCOMPLETE, 2300 x 320mm, 2400 x 200mm	
70		 2 x CONVEYOR SECTIONS WITH MOTORS & DRIVES, 2200 x 200mm, 1900 x 200mm	
71		 MARKEM-IMAJE 9030 LABEL PRINTER, ON STAND, 240v, ALL FAULTS	
72		 ROLLER DOOR, BEIGE, 3050mm, 2400mm (H)	

LOT	QTY	DESCRIPTION	NOTE
73		ROLLER DOOR, BEIGE, 2260mm, WITH GUIDES	
			
74		3 x INDUSTRIAL BLOWERS, 5.5kw, 415v, 700 x 320mm, WITH MOUNTING FRAME	
			
75		INGERSOLL RAND PACKAGED SCREW TYPE AIRCOMPRESSOR, CONDITION UNKNOWN	
			
76		FIBRE KING PACKAGING UNIT, ALL FAULTS, STAINLESS STEEL, (PARTS ONLY)	
			
77		DOBMAC PRODUCE PROCESSING UNIT, 2600 x 800mm CONVEYOR, WITH MOTORS & DRIVES	
			
78		S & B MULTI HEAD WEIGHER, NOT COMPLETE	
			
79		OPEN SIDE STEEL MESH TROLLEY, 1100 x 650 x 1400mm	
			