






















LOT	QTY	DESCRIPTION	NOTE
1		 <p>13 x RHS & SHS 5 - 400 x 200 x 10mm, 2900mm (L) 2 - 250 x 150 x 6mm, 4000mm (L) 4 - 150 x 100 x 4mm, 1300mm (L) 2 - 150 x 100 x 6mm, 3000mm (L)</p>	
2		 <p>6 x LENGTHS BLACK PIPE 168.31mm (OD) x 6.4mm x 5000mm (L)</p>	
3		 <p>7 x LENGTHS BLACK PIPE, 219mm (OD) x 4.8mm 2 - 2400mm (L) 1 - 2200mm (L) 4 - 4000mm (L)</p>	
4		 <p>7 x LENGTHS BLACK PIPE, 219mm (OD) x 6.4mm, 2400mm (L)</p>	
5		 <p>12 x LENGTHS SHS, 250 x 250 x 9mm 3 - 4400mm (L) 1 - 5600mm (L) 8 - 4800mm (L) APPROX</p>	
6		 <p>10 x LENGTHS SHS, 250 x 250 x 9mm 1 - 4800mm (L) 1 - 5200mm (L) 8 - 3900mm (L)</p>	
7		 <p>1 x LENGTH 1016mm WB, 18m (L)</p>	
8		 <p>1 x LENGTH 1200 WB, *278, 18m (L)</p>	
9		 <p>1 x LENGTH 900 WB, *282, 15.5m (L)</p>	

LOT	QTY	DESCRIPTION	NOTE
10		 3 x LENGTHS 900 WB, *175 7.1m (L) 9m (L) 10.2m (L)	
11		 1 x LENGTH 1000 WB, 9200mm (L)	
12		 1 x LENGTH 1200 WB, *249, 12.5m (L)	
13		 2 x LENGTH 400 WC, *212, 15m (L) 14.4m (L)	
14		 4 x LENGTH 400 WC, *212, 16.5m	
15		 2 x LENGTHS 500 WC, *414, 10.5m (L)	
16		 2 x LENGTHS 500 WC, *414, 1 - 9.7m (L) 1 - 10.5m (L)	
17		 2x LENGTH 1016 WB, *583, 12m (L) & 9.5 mtr.	

LOT	QTY	DESCRIPTION	NOTE
18		2 x LENGTHS WB 1000 WB, *322, 4500mm (L) 900 WB *282, 6800mm (L)	
19		4 x LENGTHS WC 1 - 400 WC, * 328, 5500mm (L) 1 - 400 WC, *361, 7000mm (L) 1 - 400 WC *303, 5900mm (L) 1 - 400 WC *181, 6800mm (L)	
20		2 x LENGTHS, 400 WC, *361, 10.5m (L)	
21		2 x LENGTHS 400 WC, 1 - 5900mm (L) 1 - 5500mm (L)	
22		5 x LENGTHS 400 WC, *212, 2 - 10.5m (L) 2 - 12m (L) 1 - 9m (L)	
23		5 x LENGTHS 400 WC, *181, 2 - 14m (L) 2 - 9m (L) 1 - 7m (L)	
23a		1 x LENGTH 1016 WB *500 x 10.5m (L)	

LOT	QTY	DESCRIPTION	NOTE
24		 <p>3 x LENGTHS 450 UB (USED), 9200mm (L) 1 x 150 UC (USED) 10m (L) 1 x 200 x 200 SHS, 7200mm (L)</p>	
25		 <p>1 x LENGTH STEEL PLATE, 660 x 50mm, 8500mm (L)</p>	
26		 <p>4 x LENGTHS RHS, 250 x 150 x 12.5mm, 12m (L)</p>	
27		 <p>8 x LENGTHS ASSORTED RHS & SHS, 1 - SHS, 200 x 200 x 8mm, 8m (L) 1 - RHS, 150 x 100 x 6mm, 5m (L) APPROX 1 - RHS 150 x 100 x 6mm, 8m (L) 1 - RHS 250 x 150 x 12 mm, 5.7m (L) 1 - SHS 100 x 100 x 4mm, 9m (L) 1 - RHS 200 x 100 x 6mm, 5.4m (L) 1 - SHS 89 x 89 x 8mm, 6.5m (L) 1 - RHS 200 x 100 x 6mm, 6.1m (L)</p>	
28		 <p>4 x LENGTHS (USED) STEEL CHANNEL, 200 & 250mm, 3.2 - 6m</p>	