











JOHN DEERE 4520 POWRREVERSER FEL & BACKHOE

Asset Details

Build Date:		 <p>NO IMAGE AVAILABLE</p> 					
Make:	JOHN DEERE						
Model:	4520						
Series:							
Drive Type:							
Axle Config:							
Body Type:	POWRREVERSER FEL & BACKHOE						
Gearbox:							
Transmission:							
Engine Make:							
Engine Size:							
Fuel Type:							
Diff Make / Size:							
Suspension:							
Ext Colour:							
Tyre Size:							
Tyre Condition:							
Doors:		Seats:		Length:		Capacity:	
Volume:		Height:		Width:		GVM:	
GCM:		SWL:		HP:		Tare:	

Asset Identification

Odometer:		Rego:		State:		Expiry:	
VIN:		PIN:	LV4520P555332				
Engine No:		Hours:	471hours INDICATED				
Papers:	NO	Keys:		Books:	NO	Service Books:	NO

Features

DRIVE TYPE: FWA
 3PL, PTO, 1 x REMOTE & 2 x AUX FOLD DOWN ROPS BAR
 WITH JOHN DEERE 400CX FRONT END LOADER ATTACHMENT
 S/NO: W0400CX007080
 MANUAL OP QUICK RELEASE GP BUCKET, (NO STAND)
 JOHN DEERE 485 CLIP ON BACKHOE ATTACHMENT
 S/NO: LV0485X010249
 STABLISING LEGS & GP BUCKET
 +
 FIELDQUIP 5' 3PL RIPPER SCRAPER