









CATERPILLAR 988G WHEEL LOADER

Asset Details

Build Date:		<div><div></div><div>NO IMAGE AVAILABLE</div></div> <div></div>					
Make:	CATERPILLAR						
Model:	988G						
Series:							
Drive Type:							
Axle Config:							
Body Type:	WHEEL LOADER						
Gearbox:							
Transmission:							
Engine Make:							
Engine Size:							
Fuel Type:							
Diff Make / Size:							
Suspension:							
Ext Colour:							
Tyre Size:							
Tyre Condition:							
		<div><div></div><div>NO IMAGE AVAILABLE</div></div> <div></div>		<div><div></div><div>NO IMAGE AVAILABLE</div></div> <div></div>		<div><div></div><div>NO IMAGE AVAILABLE</div></div> <div></div>	
Doors:		Seats:		Length:		Capacity:	
Volume:		Height:		Width:		GVM:	
GCM:		SWL:		HP:		Tare:	

Asset Identification

Odometer:		Rego:		State:		Expiry:	
VIN:		PIN:					
Engine No:		Hours:	19,000hours INDICATED				
Papers:	NO	Keys:		Books:	NO	Service Books:	NO

Features

(HAS PREVIOUSLY BEEN SERVICED BY CAVPOWER WHYALLA)
(NO OTHER INFO AVAILABLE)