











2006 ISUZU FTR900LONG 900 LONG 4x2 TOWER TRUCK

Asset Details

Build Date:	10/2006	<div>NO IMAGE AVAILABLE</div> <div>MGS Mason Gray Strange</div>					
Compliance:							
Make:	ISUZU						
Model:	FTR900LONG						
Variant:	900 LONG						
Series:							
Body Type:	TOWER TRUCK						
Gearbox:							
Transmission:	MANUAL TRANSMISSION						
Engine Make:	SITEC 220						
Engine Size:	TURBO DIESEL						
Fuel Type:							
Diff Make / Size:							
Suspension:							
Ext Colour:		<div>NO IMAGE AVAILABLE</div> <div>MGS Mason Gray Strange</div>		<div>NO IMAGE AVAILABLE</div> <div>MGS Mason Gray Strange</div>		<div>NO IMAGE AVAILABLE</div> <div>MGS Mason Gray Strange</div>	
Tyre Size:							
Tyre Condition:							
Doors:							
Volume:		Height:		Width:		GVM:	15,000kg
GCM:		SWL:		HP:		Tare:	

Asset Identification

Odometer:	136,562kms SHOWING	Rego:	SB 27 MJ	State:		Expiry:	
VIN:	JALFTR34R47000248	PIN:					
Engine No:	416136	Hours:					
Papers:	YES	Keys:	1	Books:	YES	Service Books:	NO

Features

FITTED WITH GMJ TOWER CRANE
 MOD: LLF16.350/5
 S/NO: LLF16.1170106
 DOM: 05/2006
 7.5m HEIGHT
 SWL: 300kg
 NEXT INSPECTION DUE 3/2022
 SIDE MOUNT TOOLBOXES, STABILISERS, VICE & LADDER RACK