





## 2007 ISUZU N5NPR NPS 250 4x4 LOGGING TRUCK

### Asset Details

|                          |               |  |   |                  |       |
|--------------------------|---------------|--|---|------------------|-------|
| <b>Build Date:</b>       | 2007          |  <p>NO IMAGE AVAILABLE</p>  |   |                  |       |
| <b>Compliance:</b>       |               |  |   |                  |       |
| <b>Make:</b>             | ISUZU         |  |   |                  |       |
| <b>Model:</b>            | N5NPR         |  |   |                  |       |
| <b>Variant:</b>          | NPS           |  |   |                  |       |
| <b>Series:</b>           | 250           |  |   |                  |       |
| <b>Body Type:</b>        | LOGGING TRUCK |  |   |                  |       |
| <b>Gearbox:</b>          | 5 SPEED       |  |   |                  |       |
| <b>Transmission:</b>     | MANUAL        |  |   |                  |       |
| <b>Engine Make:</b>      | SITEC 150     |  |   |                  |       |
| <b>Engine Size:</b>      |               |  |   |                  |       |
| <b>Fuel Type:</b>        | DIESEL        |  |   |                  |       |
| <b>Diff Make / Size:</b> |               |  |   |                  |       |
| <b>Suspension:</b>       | SPRING        |  |   |                  |       |
| <b>Ext Colour:</b>       | WHITE         |  |   |                  |       |
| <b>Tyre Size:</b>        |               |  <p>NO IMAGE AVAILABLE</p>  |   |                  |       |
| <b>Tyre Condition:</b>   |               |  |   |                  |       |
| <b>Doors:</b>            | 2             | <b>Seats:</b>  | 3 | <b>Length:</b>   |       |
| <b>Volume:</b>           |               | <b>Height:</b>   |   | <b>Width:</b>    |       |
| <b>GCM:</b>              | 9,500         | <b>SWL:</b>  |   | <b>HP:</b>       | 150   |
|                          |               |  |   | <b>Capacity:</b> |       |
|                          |               |  |   | <b>GVM:</b>      | 6,000 |
|                          |               |  |   | <b>Tare:</b>     |       |

### Asset Identification TRUCK 32

|                   |                    |               |         |               |     |                       |     |
|-------------------|--------------------|---------------|---------|---------------|-----|-----------------------|-----|
| <b>Odometer:</b>  | 109,885            | <b>Rego:</b>  | GAA 032 | <b>State:</b> | SA  | <b>Expiry:</b>        |     |
| <b>VIN:</b>       | JAANP575L167100105 | <b>PIN:</b>   |         |               |     |                       |     |
| <b>Engine No:</b> | 475370             | <b>Hours:</b> | 0       |               |     |                       |     |
| <b>Papers:</b>    | YES                | <b>Keys:</b>  |         | <b>Books:</b> | YES | <b>Service Books:</b> | YES |

### Features

ALLOY BULLBAR, SPOTLIGHTS, TOOLBOXES, TOW BAR  
 SINGLE CAB WITH QWM ROPS BAR, HIAB 013T CRANE  
 WITH GEOLOGGING OUT FIT BODY COMRISING -  
 GPS6 (RUNS ALL GEOSCIENCE TOOLS AND ALT TOOLS)  
 DELL LATITUDE D630 LAPTOP, ISYS COLOUR PRINTER, WELLCAD SOFTWARE DONGLE (FWS, IMAGE, DEVIATION  
 MODULES)  
 ELECTRIC WINCH, CENTURY 1800M WITH 700m OF WIRELINE  
 ONAN GENSET, NEUTRON SOURCE TRANSPORT CONTAINER, GAMMA SOURCE TRANSPORT CONTAINER,  
 OMNITRACK GPS, DURRANT COUNTER, GPS 6, CABLE REHEAD KIT, 2 X CB RADIO, FIRE EXTINGUISHER X 2,  
 SHOREPOWER, BEACON LIGHTS, TOOL BOX