

REFER TO AUCTION SUMMARY PAGE FOR FURTHER PHOTOS & SPECIFICATIONS

1





RELOCATABLE ACCOMMODATION - CIMC  
 2 BEDROOM DELUXE WITH ENSUITE BATHROOMS, (GROUND LEVEL)  
 OPEN PLAN DISABLED ACCESS & FURNITURE FEATURES BUILT IN

BUILDING DIMENSIONS  
 15.15m x 4.45m INCLUDING SERVICES FRAME CONTAINING HOT WATER SERVICES, AIR CONDITIONER UNITS & SWITCH GEAR.  
 ALL BUILDINGS HAVE CATEGORY RATING TO SUIT AN A1 REGION.

AIR CONDITIONING - DAIKIN INVERTER, HEAT PUMP OUTDOOR UNIT,  
 MOD: RXS25KVMA. INDOOR UNIT, MOD: FTXS25KVMA  
 HOT WATER SERVICE - RHEEM MPI-325 INTEGRATED HEAT PUMP, ELECTRIC, 325 LITRE,  
 MOD: 55132505  
 FRIDGE - HAIER 130 LITRE,  
 MOD: HBF130W

EACH BEDROOM ALSO FEATURES: 100% BLOCK OUT BLINDS, CORDLESS KETTLE, KING SINGLE ENSEMBLE BED & MATTRESS, BEDSIDE 3 DRAWER MOBILE UNIT, FIXED SHELF UNIT, 2 DOOR LOCKABLE STORAGE CUPBOARD, DESK, BLACK MESH CHAIR, ENSUITE COMPRISING IMPERIAL WARE CERAMIC 4 STAR WATER RATING DUAL FLUSH TOILET, 2 DOOR LOCKABLE CERAMIC VANITY, GLASS DOOR SHOWER, TILED ENSUITE FLOOR, ROOMS WIRED FOR VOICE & DATA, 4 x DOUBLE POWER OUTLETS (10 AMP), 1 x SINGLE POWER OUTLET (10 AMP), HARD WIRED SMOKE DETECTOR.

(LOCATED AT STORAGE FACILITY- KILBURN)  
 LOADING FEE OF \$1,650 (INCL GST) PER BUILDING WILL BE ADDED TO EACH INVOICE

LOT	QTY	DESCRIPTION	NOTE
2	 NO IMAGE AVAILABLE	<p>RELOCATABLE ACCOMMODATION - CIMC            3 BEDROOM &amp; COMMUNICATION STORE ROOM            COMPLETE WITH DATA RACK CABINETS INSTALLED</p> <p>BUILDING DIMENSIONS            15.15m x 4.45m INCLUDING SERVICES FRAME CONTAINING            HOT WATER SERVICES, AIR CONDITIONER UNITS &amp; SWITCH            GEAR.            ALL BUILDINGS HAVE CATEGORY RATING TO SUIT AN A1            REGION.</p> <p>AIR CONDITIONING - DAIKIN INVERTER, HEAT PUMP            OUTDOOR UNIT,            MOD: RXS25KVMA. INDOOR UNIT, MOD: FTXS25KVMA            HOT WATER SERVICE - RHEEM MPI-325 INTEGRATED HEAT            PUMP, ELECTRIC, 325 LITRE,            MOD: 55132505            FRIDGE - HAIER 130 LITRE,            MOD: HBF130W</p> <p>EACH BEDROOM ALSO FEATURES: 100% BLOCK OUT BLINDS,            CORDLESS KETTLE, KING SINGLE ENSEMBLE BED &amp;            MATTRESS, BEDSIDE 3 DRAWER MOBILE UNIT, FIXED SHELF            UNIT, 2 DOOR LOCKABLE STORAGE CUPBOARD, DESK,            BLACK MESH CHAIR, ENSUITE COMPRISING IMPERIAL WARE            CERAMIC 4 STAR WATER RATING DUAL FLUSH TOILET, 2            DOOR LOCKABLE CERAMIC VANITY, GLASS DOOR SHOWER,            TILED ENSUITE FLOOR, ROOMS WIRED FOR VOICE &amp; DATA, 4            x DOUBLE POWER OUTLETS (10 AMP), 1 x SINGLE POWER            OUTLET (10 AMP), HARD WIRED SMOKE DETECTOR.</p> <p>(LOCATED AT STORAGE FACILITY- KILBURN)            LOADING FEE OF \$1,650 (INCL GST) PER BUILDING WILL BE            ADDED TO EACH INVOICE</p>	
3	 NO IMAGE AVAILABLE	<p>RELOCATABLE SERVICES BUILDING - CIMC            LAUNDRY, SPLIT ROOM, OPEN PLAN UNIT, GROUND LEVEL            WASH ROOM CONTAINS:            SPLIT SYSTEM A/C DAIKIN INVERTERS            10 STATION PLUMBING/ELECTRICAL            IRONING BOARD FOLD OUT UNIT            TWIN BOWL STAINLESS STEEL SINK</p> <p>STORE CONTAINS:            MODULAR STEEL SHELVING LOWLINE WASH BAY UNIT            FLAMMABLES STORAGE CABINET</p> <p>BUILDING DIMENSIONS:            15m x 4.45m INCLUDING SERVICES FRAME CONTAINING HOT            WATER SERVICES, AIR CONDITIONER UNITS &amp; SWITCH            GEAR.            ALL BUILDINGS HAVE CATEGORY RATING TO SUIT AN A1            REGION.</p> <p>(LOCATED AT STORAGE FACILITY- KILBURN)            LOADING FEE OF \$1,650 (INCL GST) PER BUILDING WILL BE            ADDED TO EACH INVOICE</p>	

LOT	QTY	DESCRIPTION	NOTE
-----	-----	-------------	------

4



RELOCATABLE ACCOMMODATION - CIMC  
4 BEDROOM ACCOMMODATION UPPER LEVEL

BUILDING DIMENSIONS  
15.15m x 4.45m INCLUDING SERVICES FRAME CONTAINING  
HOT WATER SERVICES, AIR CONDITIONER UNITS & SWITCH  
GEAR.  
ALL BUILDINGS HAVE CATEGORY RATING TO SUIT AN A1  
REGION.

AIR CONDITIONING - DAIKIN INVERTER, HEAT PUMP  
OUTDOOR UNIT,  
MOD: RXS25KVMA. INDOOR UNIT, MOD: FTXS25KVMA  
HOT WATER SERVICE - RHEEM MPI-325 INTEGRATED HEAT  
PUMP, ELECTRIC, 325 LITRE,  
MOD: 55132505  
FRIDGE - HAIER 130 LITRE,  
MOD: HBF130W

EACH BEDROOM ALSO FEATURES: 100% BLOCK OUT BLINDS,  
CORDLESS KETTLE, KING SINGLE ENSEMBLE BED &  
MATTRESS, BEDSIDE 3 DRAWER MOBILE UNIT, FIXED SHELF  
UNIT, 2 DOOR LOCKABLE STORAGE CUPBOARD, DESK,  
BLACK MESH CHAIR, ENSUITE COMPRISING IMPERIAL WARE  
CERAMIC 4 STAR WATER RATING DUAL FLUSH TOILET, 2  
DOOR LOCKABLE CERAMIC VANITY, GLASS DOOR SHOWER,  
TILED ENSUITE FLOOR, ROOMS WIRED FOR VOICE & DATA, 4  
x DOUBLE POWER OUTLETS (10 AMP), 1 x SINGLE POWER  
OUTLET (10 AMP), HARD WIRED SMOKE DETECTOR.

(LOCATED AT STORAGE FACILITY- KILBURN)  
LOADING FEE OF \$1,650 (INCL GST) PER BUILDING WILL BE  
ADDED TO EACH INVOICE

5



RELOCATABLE ACCOMMODATION - CIMC  
2 BEDROOM/DISABLED GROUND LEVEL  
OPEN PLAN DISABLED ACCESS & FURNITURE FEATURES  
BUILT IN

BUILDING DIMENSIONS  
15.15m x 4.45m INCLUDING SERVICES FRAME CONTAINING  
HOT WATER SERVICES, AIR CONDITIONER UNITS & SWITCH  
GEAR.  
ALL BUILDINGS HAVE CATEGORY RATING TO SUIT AN A1  
REGION.

AIR CONDITIONING - DAIKIN INVERTER, HEAT PUMP  
OUTDOOR UNIT,  
MOD: RXS25KVMA. INDOOR UNIT, MOD: FTXS25KVMA  
HOT WATER SERVICE - RHEEM MPI-325 INTEGRATED HEAT  
PUMP, ELECTRIC, 325 LITRE,  
MOD: 55132505  
FRIDGE - HAIER 130 LITRE,  
MOD: HBF130W

EACH BEDROOM ALSO FEATURES: 100% BLOCK OUT BLINDS,  
CORDLESS KETTLE, KING SINGLE ENSEMBLE BED &  
MATTRESS, BEDSIDE 3 DRAWER MOBILE UNIT, FIXED SHELF  
UNIT, 2 DOOR LOCKABLE STORAGE CUPBOARD, DESK,  
BLACK MESH CHAIR, ENSUITE COMPRISING IMPERIAL WARE  
CERAMIC 4 STAR WATER RATING DUAL FLUSH TOILET, 2  
DOOR LOCKABLE CERAMIC VANITY, GLASS DOOR SHOWER,  
TILED ENSUITE FLOOR, ROOMS WIRED FOR VOICE & DATA, 4  
x DOUBLE POWER OUTLETS (10 AMP), 1 x SINGLE POWER  
OUTLET (10 AMP), HARD WIRED SMOKE DETECTOR.

(LOCATED 142 CHURCHILL ROAD NORTH, CAVAN)  
LOADING FEE OF \$1,650 (INCL GST) PER BUILDING WILL BE  
ADDED TO EACH INVOICE

**4 BEDROOM - UPPER LEVEL**

LOT	QTY	DESCRIPTION	NOTE
-----	-----	-------------	------

6



RELOCATABLE ACCOMMODATION - CIMC  
4 BEDROOM ACCOMMODATION UPPER LEVEL

BUILDING DIMENSIONS  
15.15m x 4.45m INCLUDING SERVICES FRAME CONTAINING  
HOT WATER SERVICES, AIR CONDITIONER UNITS & SWITCH  
GEAR.  
ALL BUILDINGS HAVE CATEGORY RATING TO SUIT AN A1  
REGION.

AIR CONDITIONING - DAIKIN INVERTER, HEAT PUMP  
OUTDOOR UNIT,  
MOD: RXS25KVMA. INDOOR UNIT, MOD: FTXS25KVMA  
HOT WATER SERVICE - RHEEM MPI-325 INTEGRATED HEAT  
PUMP, ELECTRIC, 325 LITRE,  
MOD: 55132505  
FRIDGE - HAIER 130 LITRE,  
MOD: HBF130W

EACH BEDROOM ALSO FEATURES: 100% BLOCK OUT BLINDS,  
CORDLESS KETTLE, KING SINGLE ENSEMBLE BED &  
MATTRESS, BEDSIDE 3 DRAWER MOBILE UNIT, FIXED SHELF  
UNIT, 2 DOOR LOCKABLE STORAGE CUPBOARD, DESK,  
BLACK MESH CHAIR, ENSUITE COMPRISING IMPERIAL WARE  
CERAMIC 4 STAR WATER RATING DUAL FLUSH TOILET, 2  
DOOR LOCKABLE CERAMIC VANITY, GLASS DOOR SHOWER,  
TILED ENSUITE FLOOR, ROOMS WIRED FOR VOICE & DATA, 4  
x DOUBLE POWER OUTLETS (10 AMP), 1 x SINGLE POWER  
OUTLET (10 AMP), HARD WIRED SMOKE DETECTOR.

(LOCATED 142 CHURCHILL ROAD NORTH, CAVAN)  
LOADING FEE OF \$1,650 (INCL GST) PER BUILDING WILL BE  
ADDED TO EACH INVOICE

7



RELOCATABLE ACCOMMODATION - CIMC  
4 BEDROOM ACCOMMODATION UPPER LEVEL

BUILDING DIMENSIONS  
15.15m x 4.45m INCLUDING SERVICES FRAME CONTAINING  
HOT WATER SERVICES, AIR CONDITIONER UNITS & SWITCH  
GEAR.  
ALL BUILDINGS HAVE CATEGORY RATING TO SUIT AN A1  
REGION.

AIR CONDITIONING - DAIKIN INVERTER, HEAT PUMP  
OUTDOOR UNIT,  
MOD: RXS25KVMA. INDOOR UNIT, MOD: FTXS25KVMA  
HOT WATER SERVICE - RHEEM MPI-325 INTEGRATED HEAT  
PUMP, ELECTRIC, 325 LITRE,  
MOD: 55132505  
FRIDGE - HAIER 130 LITRE,  
MOD: HBF130W

EACH BEDROOM ALSO FEATURES: 100% BLOCK OUT BLINDS,  
CORDLESS KETTLE, KING SINGLE ENSEMBLE BED &  
MATTRESS, BEDSIDE 3 DRAWER MOBILE UNIT, FIXED SHELF  
UNIT, 2 DOOR LOCKABLE STORAGE CUPBOARD, DESK,  
BLACK MESH CHAIR, ENSUITE COMPRISING IMPERIAL WARE  
CERAMIC 4 STAR WATER RATING DUAL FLUSH TOILET, 2  
DOOR LOCKABLE CERAMIC VANITY, GLASS DOOR SHOWER,  
TILED ENSUITE FLOOR, ROOMS WIRED FOR VOICE & DATA, 4  
x DOUBLE POWER OUTLETS (10 AMP), 1 x SINGLE POWER  
OUTLET (10 AMP), HARD WIRED SMOKE DETECTOR.

(LOCATED 142 CHURCHILL ROAD NORTH, CAVAN)  
LOADING FEE OF \$1,650 (INCL GST) PER BUILDING WILL BE  
ADDED TO EACH INVOICE

LOT	QTY	DESCRIPTION	NOTE
-----	-----	-------------	------

8



RELOCATABLE ACCOMMODATION - CIMC  
4 BEDROOM ACCOMMODATION UPPER LEVEL

BUILDING DIMENSIONS  
15.15m x 4.45m INCLUDING SERVICES FRAME CONTAINING  
HOT WATER SERVICES, AIR CONDITIONER UNITS & SWITCH  
GEAR.  
ALL BUILDINGS HAVE CATEGORY RATING TO SUIT AN A1  
REGION.  
AIR CONDITIONING - DAIKIN INVERTER, HEAT PUMP  
OUTDOOR UNIT,  
MOD: RXS25KVMA. INDOOR UNIT, MOD: FTXS25KVMA  
HOT WATER SERVICE - RHEEM MPI-325 INTEGRATED HEAT  
PUMP, ELECTRIC, 325 LITRE,  
MOD: 55132505  
FRIDGE - HAIER 130 LITRE,  
MOD: HBF130W

EACH BEDROOM ALSO FEATURES: 100% BLOCK OUT BLINDS,  
CORDLESS KETTLE, KING SINGLE ENSEMBLE BED &  
MATTRESS, BEDSIDE 3 DRAWER MOBILE UNIT, FIXED SHELF  
UNIT, 2 DOOR LOCKABLE STORAGE CUPBOARD, DESK,  
BLACK MESH CHAIR, ENSUITE COMPRISING IMPERIAL WARE  
CERAMIC 4 STAR WATER RATING DUAL FLUSH TOILET, 2  
DOOR LOCKABLE CERAMIC VANITY, GLASS DOOR SHOWER,  
TILED ENSUITE FLOOR, ROOMS WIRED FOR VOICE & DATA, 4  
x DOUBLE POWER OUTLETS (10 AMP), 1 x SINGLE POWER  
OUTLET (10 AMP), HARD WIRED SMOKE DETECTOR.

(LOCATED 142 CHURCHILL ROAD NORTH, CAVAN)  
LOADING FEE OF \$1,650 (INCL GST) PER BUILDING WILL BE  
ADDED TO EACH INVOICE

9



RELOCATABLE ACCOMMODATION - CIMC  
4 BEDROOM ACCOMMODATION UPPER LEVEL

BUILDING DIMENSIONS  
15.15m x 4.45m INCLUDING SERVICES FRAME CONTAINING  
HOT WATER SERVICES, AIR CONDITIONER UNITS & SWITCH  
GEAR.  
ALL BUILDINGS HAVE CATEGORY RATING TO SUIT AN A1  
REGION.  
AIR CONDITIONING - DAIKIN INVERTER, HEAT PUMP  
OUTDOOR UNIT,  
MOD: RXS25KVMA. INDOOR UNIT, MOD: FTXS25KVMA  
HOT WATER SERVICE - RHEEM MPI-325 INTEGRATED HEAT  
PUMP, ELECTRIC, 325 LITRE,  
MOD: 55132505  
FRIDGE - HAIER 130 LITRE,  
MOD: HBF130W

EACH BEDROOM ALSO FEATURES: 100% BLOCK OUT BLINDS,  
CORDLESS KETTLE, KING SINGLE ENSEMBLE BED &  
MATTRESS, BEDSIDE 3 DRAWER MOBILE UNIT, FIXED SHELF  
UNIT, 2 DOOR LOCKABLE STORAGE CUPBOARD, DESK,  
BLACK MESH CHAIR, ENSUITE COMPRISING IMPERIAL WARE  
CERAMIC 4 STAR WATER RATING DUAL FLUSH TOILET, 2  
DOOR LOCKABLE CERAMIC VANITY, GLASS DOOR SHOWER,  
TILED ENSUITE FLOOR, ROOMS WIRED FOR VOICE & DATA, 4  
x DOUBLE POWER OUTLETS (10 AMP), 1 x SINGLE POWER  
OUTLET (10 AMP), HARD WIRED SMOKE DETECTOR.

(LOCATED 142 CHURCHILL ROAD NORTH, CAVAN)  
LOADING FEE OF \$1,650 (INCL GST) PER BUILDING WILL BE  
ADDED TO EACH INVOICE

LOT	QTY	DESCRIPTION	NOTE
-----	-----	-------------	------

10



RELOCATABLE ACCOMMODATION - CIMC  
4 BEDROOM ACCOMMODATION UPPER LEVEL

BUILDING DIMENSIONS  
15.15m x 4.45m INCLUDING SERVICES FRAME CONTAINING  
HOT WATER SERVICES, AIR CONDITIONER UNITS & SWITCH  
GEAR.  
ALL BUILDINGS HAVE CATEGORY RATING TO SUIT AN A1  
REGION.  
AIR CONDITIONING - DAIKIN INVERTER, HEAT PUMP  
OUTDOOR UNIT,  
MOD: RXS25KVMA. INDOOR UNIT, MOD: FTXS25KVMA  
HOT WATER SERVICE - RHEEM MPI-325 INTEGRATED HEAT  
PUMP, ELECTRIC, 325 LITRE,  
MOD: 55132505  
FRIDGE - HAIER 130 LITRE,  
MOD: HBF130W

EACH BEDROOM ALSO FEATURES: 100% BLOCK OUT BLINDS,  
CORDLESS KETTLE, KING SINGLE ENSEMBLE BED &  
MATTRESS, BEDSIDE 3 DRAWER MOBILE UNIT, FIXED SHELF  
UNIT, 2 DOOR LOCKABLE STORAGE CUPBOARD, DESK,  
BLACK MESH CHAIR, ENSUITE COMPRISING IMPERIAL WARE  
CERAMIC 4 STAR WATER RATING DUAL FLUSH TOILET, 2  
DOOR LOCKABLE CERAMIC VANITY, GLASS DOOR SHOWER,  
TILED ENSUITE FLOOR, ROOMS WIRED FOR VOICE & DATA, 4  
x DOUBLE POWER OUTLETS (10 AMP), 1 x SINGLE POWER  
OUTLET (10 AMP), HARD WIRED SMOKE DETECTOR.

(LOCATED 142 CHURCHILL ROAD NORTH, CAVAN)  
LOADING FEE OF \$1,650 (INCL GST) PER BUILDING WILL BE  
ADDED TO EACH INVOICE

11



RELOCATABLE ACCOMMODATION - CIMC  
4 BEDROOM ACCOMMODATION UPPER LEVEL

BUILDING DIMENSIONS  
15.15m x 4.45m INCLUDING SERVICES FRAME CONTAINING  
HOT WATER SERVICES, AIR CONDITIONER UNITS & SWITCH  
GEAR.  
ALL BUILDINGS HAVE CATEGORY RATING TO SUIT AN A1  
REGION.  
AIR CONDITIONING - DAIKIN INVERTER, HEAT PUMP  
OUTDOOR UNIT,  
MOD: RXS25KVMA. INDOOR UNIT, MOD: FTXS25KVMA  
HOT WATER SERVICE - RHEEM MPI-325 INTEGRATED HEAT  
PUMP, ELECTRIC, 325 LITRE,  
MOD: 55132505  
FRIDGE - HAIER 130 LITRE,  
MOD: HBF130W

EACH BEDROOM ALSO FEATURES: 100% BLOCK OUT BLINDS,  
CORDLESS KETTLE, KING SINGLE ENSEMBLE BED &  
MATTRESS, BEDSIDE 3 DRAWER MOBILE UNIT, FIXED SHELF  
UNIT, 2 DOOR LOCKABLE STORAGE CUPBOARD, DESK,  
BLACK MESH CHAIR, ENSUITE COMPRISING IMPERIAL WARE  
CERAMIC 4 STAR WATER RATING DUAL FLUSH TOILET, 2  
DOOR LOCKABLE CERAMIC VANITY, GLASS DOOR SHOWER,  
TILED ENSUITE FLOOR, ROOMS WIRED FOR VOICE & DATA, 4  
x DOUBLE POWER OUTLETS (10 AMP), 1 x SINGLE POWER  
OUTLET (10 AMP), HARD WIRED SMOKE DETECTOR.

(LOCATED 142 CHURCHILL ROAD NORTH, CAVAN)  
LOADING FEE OF \$1,650 (INCL GST) PER BUILDING WILL BE  
ADDED TO EACH INVOICE

LOT	QTY	DESCRIPTION	NOTE
-----	-----	-------------	------

12



RELOCATABLE ACCOMMODATION - CIMC  
4 BEDROOM ACCOMMODATION UPPER LEVEL

BUILDING DIMENSIONS  
15.15m x 4.45m INCLUDING SERVICES FRAME CONTAINING  
HOT WATER SERVICES, AIR CONDITIONER UNITS & SWITCH  
GEAR.  
ALL BUILDINGS HAVE CATEGORY RATING TO SUIT AN A1  
REGION.  
AIR CONDITIONING - DAIKIN INVERTER, HEAT PUMP  
OUTDOOR UNIT,  
MOD: RXS25KVMA. INDOOR UNIT, MOD: FTXS25KVMA  
HOT WATER SERVICE - RHEEM MPI-325 INTEGRATED HEAT  
PUMP, ELECTRIC, 325 LITRE,  
MOD: 55132505  
FRIDGE - HAIER 130 LITRE,  
MOD: HBF130W

EACH BEDROOM ALSO FEATURES: 100% BLOCK OUT BLINDS,  
CORDLESS KETTLE, KING SINGLE ENSEMBLE BED &  
MATTRESS, BEDSIDE 3 DRAWER MOBILE UNIT, FIXED SHELF  
UNIT, 2 DOOR LOCKABLE STORAGE CUPBOARD, DESK,  
BLACK MESH CHAIR, ENSUITE COMPRISING IMPERIAL WARE  
CERAMIC 4 STAR WATER RATING DUAL FLUSH TOILET, 2  
DOOR LOCKABLE CERAMIC VANITY, GLASS DOOR SHOWER,  
TILED ENSUITE FLOOR, ROOMS WIRED FOR VOICE & DATA, 4  
x DOUBLE POWER OUTLETS (10 AMP), 1 x SINGLE POWER  
OUTLET (10 AMP), HARD WIRED SMOKE DETECTOR.

(LOCATED 142 CHURCHILL ROAD NORTH, CAVAN)  
LOADING FEE OF \$1,650 (INCL GST) PER BUILDING WILL BE  
ADDED TO EACH INVOICE

13



RELOCATABLE ACCOMMODATION - CIMC  
4 BEDROOM ACCOMMODATION UPPER LEVEL

BUILDING DIMENSIONS  
15.15m x 4.45m INCLUDING SERVICES FRAME CONTAINING  
HOT WATER SERVICES, AIR CONDITIONER UNITS & SWITCH  
GEAR.  
ALL BUILDINGS HAVE CATEGORY RATING TO SUIT AN A1  
REGION.  
AIR CONDITIONING - DAIKIN INVERTER, HEAT PUMP  
OUTDOOR UNIT,  
MOD: RXS25KVMA. INDOOR UNIT, MOD: FTXS25KVMA  
HOT WATER SERVICE - RHEEM MPI-325 INTEGRATED HEAT  
PUMP, ELECTRIC, 325 LITRE,  
MOD: 55132505  
FRIDGE - HAIER 130 LITRE,  
MOD: HBF130W

EACH BEDROOM ALSO FEATURES: 100% BLOCK OUT BLINDS,  
CORDLESS KETTLE, KING SINGLE ENSEMBLE BED &  
MATTRESS, BEDSIDE 3 DRAWER MOBILE UNIT, FIXED SHELF  
UNIT, 2 DOOR LOCKABLE STORAGE CUPBOARD, DESK,  
BLACK MESH CHAIR, ENSUITE COMPRISING IMPERIAL WARE  
CERAMIC 4 STAR WATER RATING DUAL FLUSH TOILET, 2  
DOOR LOCKABLE CERAMIC VANITY, GLASS DOOR SHOWER,  
TILED ENSUITE FLOOR, ROOMS WIRED FOR VOICE & DATA, 4  
x DOUBLE POWER OUTLETS (10 AMP), 1 x SINGLE POWER  
OUTLET (10 AMP), HARD WIRED SMOKE DETECTOR.

(LOCATED 142 CHURCHILL ROAD NORTH, CAVAN)  
LOADING FEE OF \$1,650 (INCL GST) PER BUILDING WILL BE  
ADDED TO EACH INVOICE

LOT	QTY	DESCRIPTION	NOTE
-----	-----	-------------	------

14



RELOCATABLE ACCOMMODATION - CIMC  
4 BEDROOM ACCOMMODATION UPPER LEVEL

BUILDING DIMENSIONS  
15.15m x 4.45m INCLUDING SERVICES FRAME CONTAINING  
HOT WATER SERVICES, AIR CONDITIONER UNITS & SWITCH  
GEAR.  
ALL BUILDINGS HAVE CATEGORY RATING TO SUIT AN A1  
REGION.

AIR CONDITIONING - DAIKIN INVERTER, HEAT PUMP  
OUTDOOR UNIT,  
MOD: RXS25KVMA. INDOOR UNIT, MOD: FTXS25KVMA  
HOT WATER SERVICE - RHEEM MPI-325 INTEGRATED HEAT  
PUMP, ELECTRIC, 325 LITRE,  
MOD: 55132505  
FRIDGE - HAIER 130 LITRE,  
MOD: HBF130W

EACH BEDROOM ALSO FEATURES: 100% BLOCK OUT BLINDS,  
CORDLESS KETTLE, KING SINGLE ENSEMBLE BED &  
MATTRESS, BEDSIDE 3 DRAWER MOBILE UNIT, FIXED SHELF  
UNIT, 2 DOOR LOCKABLE STORAGE CUPBOARD, DESK,  
BLACK MESH CHAIR, ENSUITE COMPRISING IMPERIAL WARE  
CERAMIC 4 STAR WATER RATING DUAL FLUSH TOILET, 2  
DOOR LOCKABLE CERAMIC VANITY, GLASS DOOR SHOWER,  
TILED ENSUITE FLOOR, ROOMS WIRED FOR VOICE & DATA, 4  
x DOUBLE POWER OUTLETS (10 AMP), 1 x SINGLE POWER  
OUTLET (10 AMP), HARD WIRED SMOKE DETECTOR.

(LOCATED 142 CHURCHILL ROAD NORTH, CAVAN)  
LOADING FEE OF \$1,650 (INCL GST) PER BUILDING WILL BE  
ADDED TO EACH INVOICE

15



RELOCATABLE ACCOMMODATION - CIMC  
4 BEDROOM ACCOMMODATION UPPER LEVEL

BUILDING DIMENSIONS  
15.15m x 4.45m INCLUDING SERVICES FRAME CONTAINING  
HOT WATER SERVICES, AIR CONDITIONER UNITS & SWITCH  
GEAR.  
ALL BUILDINGS HAVE CATEGORY RATING TO SUIT AN A1  
REGION.

AIR CONDITIONING - DAIKIN INVERTER, HEAT PUMP  
OUTDOOR UNIT,  
MOD: RXS25KVMA. INDOOR UNIT, MOD: FTXS25KVMA  
HOT WATER SERVICE - RHEEM MPI-325 INTEGRATED HEAT  
PUMP, ELECTRIC, 325 LITRE,  
MOD: 55132505  
FRIDGE - HAIER 130 LITRE,  
MOD: HBF130W

EACH BEDROOM ALSO FEATURES: 100% BLOCK OUT BLINDS,  
CORDLESS KETTLE, KING SINGLE ENSEMBLE BED &  
MATTRESS, BEDSIDE 3 DRAWER MOBILE UNIT, FIXED SHELF  
UNIT, 2 DOOR LOCKABLE STORAGE CUPBOARD, DESK,  
BLACK MESH CHAIR, ENSUITE COMPRISING IMPERIAL WARE  
CERAMIC 4 STAR WATER RATING DUAL FLUSH TOILET, 2  
DOOR LOCKABLE CERAMIC VANITY, GLASS DOOR SHOWER,  
TILED ENSUITE FLOOR, ROOMS WIRED FOR VOICE & DATA, 4  
x DOUBLE POWER OUTLETS (10 AMP), 1 x SINGLE POWER  
OUTLET (10 AMP), HARD WIRED SMOKE DETECTOR.

(LOCATED 142 CHURCHILL ROAD NORTH, CAVAN)  
LOADING FEE OF \$1,650 (INCL GST) PER BUILDING WILL BE  
ADDED TO EACH INVOICE



LOT	QTY	DESCRIPTION	NOTE
-----	-----	-------------	------

16



RELOCATABLE ACCOMMODATION - CIMC  
4 BEDROOM ACCOMMODATION UPPER LEVEL

BUILDING DIMENSIONS  
15.15m x 4.45m INCLUDING SERVICES FRAME CONTAINING  
HOT WATER SERVICES, AIR CONDITIONER UNITS & SWITCH  
GEAR.  
ALL BUILDINGS HAVE CATEGORY RATING TO SUIT AN A1  
REGION.

AIR CONDITIONING - DAIKIN INVERTER, HEAT PUMP  
OUTDOOR UNIT,  
MOD: RXS25KVMA. INDOOR UNIT, MOD: FTXS25KVMA  
HOT WATER SERVICE - RHEEM MPI-325 INTEGRATED HEAT  
PUMP, ELECTRIC, 325 LITRE,  
MOD: 55132505  
FRIDGE - HAIER 130 LITRE,  
MOD: HBF130W

EACH BEDROOM ALSO FEATURES: 100% BLOCK OUT BLINDS,  
CORDLESS KETTLE, KING SINGLE ENSEMBLE BED &  
MATTRESS, BEDSIDE 3 DRAWER MOBILE UNIT, FIXED SHELF  
UNIT, 2 DOOR LOCKABLE STORAGE CUPBOARD, DESK,  
BLACK MESH CHAIR, ENSUITE COMPRISING IMPERIAL WARE  
CERAMIC 4 STAR WATER RATING DUAL FLUSH TOILET, 2  
DOOR LOCKABLE CERAMIC VANITY, GLASS DOOR SHOWER,  
TILED ENSUITE FLOOR, ROOMS WIRED FOR VOICE & DATA, 4  
x DOUBLE POWER OUTLETS (10 AMP), 1 x SINGLE POWER  
OUTLET (10 AMP), HARD WIRED SMOKE DETECTOR.

(LOCATED 142 CHURCHILL ROAD NORTH, CAVAN)  
LOADING FEE OF \$1,650 (INCL GST) PER BUILDING WILL BE  
ADDED TO EACH INVOICE

17



RELOCATABLE ACCOMMODATION - CIMC  
4 BEDROOM ACCOMMODATION UPPER LEVEL

BUILDING DIMENSIONS  
15.15m x 4.45m INCLUDING SERVICES FRAME CONTAINING  
HOT WATER SERVICES, AIR CONDITIONER UNITS & SWITCH  
GEAR.  
ALL BUILDINGS HAVE CATEGORY RATING TO SUIT AN A1  
REGION.

AIR CONDITIONING - DAIKIN INVERTER, HEAT PUMP  
OUTDOOR UNIT,  
MOD: RXS25KVMA. INDOOR UNIT, MOD: FTXS25KVMA  
HOT WATER SERVICE - RHEEM MPI-325 INTEGRATED HEAT  
PUMP, ELECTRIC, 325 LITRE,  
MOD: 55132505  
FRIDGE - HAIER 130 LITRE,  
MOD: HBF130W

EACH BEDROOM ALSO FEATURES: 100% BLOCK OUT BLINDS,  
CORDLESS KETTLE, KING SINGLE ENSEMBLE BED &  
MATTRESS, BEDSIDE 3 DRAWER MOBILE UNIT, FIXED SHELF  
UNIT, 2 DOOR LOCKABLE STORAGE CUPBOARD, DESK,  
BLACK MESH CHAIR, ENSUITE COMPRISING IMPERIAL WARE  
CERAMIC 4 STAR WATER RATING DUAL FLUSH TOILET, 2  
DOOR LOCKABLE CERAMIC VANITY, GLASS DOOR SHOWER,  
TILED ENSUITE FLOOR, ROOMS WIRED FOR VOICE & DATA, 4  
x DOUBLE POWER OUTLETS (10 AMP), 1 x SINGLE POWER  
OUTLET (10 AMP), HARD WIRED SMOKE DETECTOR.

(LOCATED 142 CHURCHILL ROAD NORTH, CAVAN)  
LOADING FEE OF \$1,650 (INCL GST) PER BUILDING WILL BE  
ADDED TO EACH INVOICE

LOT	QTY	DESCRIPTION	NOTE
-----	-----	-------------	------

18



RELOCATABLE ACCOMMODATION - CIMC  
4 BEDROOM ACCOMMODATION UPPER LEVEL

BUILDING DIMENSIONS  
15.15m x 4.45m INCLUDING SERVICES FRAME CONTAINING  
HOT WATER SERVICES, AIR CONDITIONER UNITS & SWITCH  
GEAR.  
ALL BUILDINGS HAVE CATEGORY RATING TO SUIT AN A1  
REGION.

AIR CONDITIONING - DAIKIN INVERTER, HEAT PUMP  
OUTDOOR UNIT,  
MOD: RXS25KVMA. INDOOR UNIT, MOD: FTXS25KVMA  
HOT WATER SERVICE - RHEEM MPI-325 INTEGRATED HEAT  
PUMP, ELECTRIC, 325 LITRE,  
MOD: 55132505  
FRIDGE - HAIER 130 LITRE,  
MOD: HBF130W

EACH BEDROOM ALSO FEATURES: 100% BLOCK OUT BLINDS,  
CORDLESS KETTLE, KING SINGLE ENSEMBLE BED &  
MATTRESS, BEDSIDE 3 DRAWER MOBILE UNIT, FIXED SHELF  
UNIT, 2 DOOR LOCKABLE STORAGE CUPBOARD, DESK,  
BLACK MESH CHAIR, ENSUITE COMPRISING IMPERIAL WARE  
CERAMIC 4 STAR WATER RATING DUAL FLUSH TOILET, 2  
DOOR LOCKABLE CERAMIC VANITY, GLASS DOOR SHOWER,  
TILED ENSUITE FLOOR, ROOMS WIRED FOR VOICE & DATA, 4  
x DOUBLE POWER OUTLETS (10 AMP), 1 x SINGLE POWER  
OUTLET (10 AMP), HARD WIRED SMOKE DETECTOR.

(LOCATED 142 CHURCHILL ROAD NORTH, CAVAN)  
LOADING FEE OF \$1,650 (INCL GST) PER BUILDING WILL BE  
ADDED TO EACH INVOICE

19



RELOCATABLE ACCOMMODATION - CIMC  
4 BEDROOM ACCOMMODATION UPPER LEVEL

BUILDING DIMENSIONS  
15.15m x 4.45m INCLUDING SERVICES FRAME CONTAINING  
HOT WATER SERVICES, AIR CONDITIONER UNITS & SWITCH  
GEAR.  
ALL BUILDINGS HAVE CATEGORY RATING TO SUIT AN A1  
REGION.

AIR CONDITIONING - DAIKIN INVERTER, HEAT PUMP  
OUTDOOR UNIT,  
MOD: RXS25KVMA. INDOOR UNIT, MOD: FTXS25KVMA  
HOT WATER SERVICE - RHEEM MPI-325 INTEGRATED HEAT  
PUMP, ELECTRIC, 325 LITRE,  
MOD: 55132505  
FRIDGE - HAIER 130 LITRE,  
MOD: HBF130W

EACH BEDROOM ALSO FEATURES: 100% BLOCK OUT BLINDS,  
CORDLESS KETTLE, KING SINGLE ENSEMBLE BED &  
MATTRESS, BEDSIDE 3 DRAWER MOBILE UNIT, FIXED SHELF  
UNIT, 2 DOOR LOCKABLE STORAGE CUPBOARD, DESK,  
BLACK MESH CHAIR, ENSUITE COMPRISING IMPERIAL WARE  
CERAMIC 4 STAR WATER RATING DUAL FLUSH TOILET, 2  
DOOR LOCKABLE CERAMIC VANITY, GLASS DOOR SHOWER,  
TILED ENSUITE FLOOR, ROOMS WIRED FOR VOICE & DATA, 4  
x DOUBLE POWER OUTLETS (10 AMP), 1 x SINGLE POWER  
OUTLET (10 AMP), HARD WIRED SMOKE DETECTOR.

(LOCATED 142 CHURCHILL ROAD NORTH, CAVAN)  
LOADING FEE OF \$1,650 (INCL GST) PER BUILDING WILL BE  
ADDED TO EACH INVOICE

LOT	QTY	DESCRIPTION	NOTE
-----	-----	-------------	------

20



RELOCATABLE ACCOMMODATION - CIMC  
4 BEDROOM ACCOMMODATION UPPER LEVEL

BUILDING DIMENSIONS  
15.15m x 4.45m INCLUDING SERVICES FRAME CONTAINING  
HOT WATER SERVICES, AIR CONDITIONER UNITS & SWITCH  
GEAR.  
ALL BUILDINGS HAVE CATEGORY RATING TO SUIT AN A1  
REGION.

AIR CONDITIONING - DAIKIN INVERTER, HEAT PUMP  
OUTDOOR UNIT,  
MOD: RXS25KVMA. INDOOR UNIT, MOD: FTXS25KVMA  
HOT WATER SERVICE - RHEEM MPI-325 INTEGRATED HEAT  
PUMP, ELECTRIC, 325 LITRE,  
MOD: 55132505  
FRIDGE - HAIER 130 LITRE,  
MOD: HBF130W

EACH BEDROOM ALSO FEATURES: 100% BLOCK OUT BLINDS,  
CORDLESS KETTLE, KING SINGLE ENSEMBLE BED &  
MATTRESS, BEDSIDE 3 DRAWER MOBILE UNIT, FIXED SHELF  
UNIT, 2 DOOR LOCKABLE STORAGE CUPBOARD, DESK,  
BLACK MESH CHAIR, ENSUITE COMPRISING IMPERIAL WARE  
CERAMIC 4 STAR WATER RATING DUAL FLUSH TOILET, 2  
DOOR LOCKABLE CERAMIC VANITY, GLASS DOOR SHOWER,  
TILED ENSUITE FLOOR, ROOMS WIRED FOR VOICE & DATA, 4  
x DOUBLE POWER OUTLETS (10 AMP), 1 x SINGLE POWER  
OUTLET (10 AMP), HARD WIRED SMOKE DETECTOR.

(LOCATED 142 CHURCHILL ROAD NORTH, CAVAN)  
LOADING FEE OF \$1,650 (INCL GST) PER BUILDING WILL BE  
ADDED TO EACH INVOICE

21



RELOCATABLE ACCOMMODATION - CIMC  
4 BEDROOM ACCOMMODATION UPPER LEVEL

BUILDING DIMENSIONS  
15.15m x 4.45m INCLUDING SERVICES FRAME CONTAINING  
HOT WATER SERVICES, AIR CONDITIONER UNITS & SWITCH  
GEAR.  
ALL BUILDINGS HAVE CATEGORY RATING TO SUIT AN A1  
REGION.

AIR CONDITIONING - DAIKIN INVERTER, HEAT PUMP  
OUTDOOR UNIT,  
MOD: RXS25KVMA. INDOOR UNIT, MOD: FTXS25KVMA  
HOT WATER SERVICE - RHEEM MPI-325 INTEGRATED HEAT  
PUMP, ELECTRIC, 325 LITRE,  
MOD: 55132505  
FRIDGE - HAIER 130 LITRE,  
MOD: HBF130W

EACH BEDROOM ALSO FEATURES: 100% BLOCK OUT BLINDS,  
CORDLESS KETTLE, KING SINGLE ENSEMBLE BED &  
MATTRESS, BEDSIDE 3 DRAWER MOBILE UNIT, FIXED SHELF  
UNIT, 2 DOOR LOCKABLE STORAGE CUPBOARD, DESK,  
BLACK MESH CHAIR, ENSUITE COMPRISING IMPERIAL WARE  
CERAMIC 4 STAR WATER RATING DUAL FLUSH TOILET, 2  
DOOR LOCKABLE CERAMIC VANITY, GLASS DOOR SHOWER,  
TILED ENSUITE FLOOR, ROOMS WIRED FOR VOICE & DATA, 4  
x DOUBLE POWER OUTLETS (10 AMP), 1 x SINGLE POWER  
OUTLET (10 AMP), HARD WIRED SMOKE DETECTOR.

(LOCATED 142 CHURCHILL ROAD NORTH, CAVAN)  
LOADING FEE OF \$1,650 (INCL GST) PER BUILDING WILL BE  
ADDED TO EACH INVOICE

LOT	QTY	DESCRIPTION	NOTE
-----	-----	-------------	------

22



RELOCATABLE ACCOMMODATION - CIMC  
4 BEDROOM ACCOMMODATION UPPER LEVEL

BUILDING DIMENSIONS  
15.15m x 4.45m INCLUDING SERVICES FRAME CONTAINING  
HOT WATER SERVICES, AIR CONDITIONER UNITS & SWITCH  
GEAR.  
ALL BUILDINGS HAVE CATEGORY RATING TO SUIT AN A1  
REGION.

AIR CONDITIONING - DAIKIN INVERTER, HEAT PUMP  
OUTDOOR UNIT,  
MOD: RXS25KVMA. INDOOR UNIT, MOD: FTXS25KVMA  
HOT WATER SERVICE - RHEEM MPI-325 INTEGRATED HEAT  
PUMP, ELECTRIC, 325 LITRE,  
MOD: 55132505  
FRIDGE - HAIER 130 LITRE,  
MOD: HBF130W

EACH BEDROOM ALSO FEATURES: 100% BLOCK OUT BLINDS,  
CORDLESS KETTLE, KING SINGLE ENSEMBLE BED &  
MATTRESS, BEDSIDE 3 DRAWER MOBILE UNIT, FIXED SHELF  
UNIT, 2 DOOR LOCKABLE STORAGE CUPBOARD, DESK,  
BLACK MESH CHAIR, ENSUITE COMPRISING IMPERIAL WARE  
CERAMIC 4 STAR WATER RATING DUAL FLUSH TOILET, 2  
DOOR LOCKABLE CERAMIC VANITY, GLASS DOOR SHOWER,  
TILED ENSUITE FLOOR, ROOMS WIRED FOR VOICE & DATA, 4  
x DOUBLE POWER OUTLETS (10 AMP), 1 x SINGLE POWER  
OUTLET (10 AMP), HARD WIRED SMOKE DETECTOR.

(LOCATED 142 CHURCHILL ROAD NORTH, CAVAN)  
LOADING FEE OF \$1,650 (INCL GST) PER BUILDING WILL BE  
ADDED TO EACH INVOICE

23



RELOCATABLE ACCOMMODATION - CIMC  
4 BEDROOM ACCOMMODATION UPPER LEVEL

BUILDING DIMENSIONS  
15.15m x 4.45m INCLUDING SERVICES FRAME CONTAINING  
HOT WATER SERVICES, AIR CONDITIONER UNITS & SWITCH  
GEAR.  
ALL BUILDINGS HAVE CATEGORY RATING TO SUIT AN A1  
REGION.

AIR CONDITIONING - DAIKIN INVERTER, HEAT PUMP  
OUTDOOR UNIT,  
MOD: RXS25KVMA. INDOOR UNIT, MOD: FTXS25KVMA  
HOT WATER SERVICE - RHEEM MPI-325 INTEGRATED HEAT  
PUMP, ELECTRIC, 325 LITRE,  
MOD: 55132505  
FRIDGE - HAIER 130 LITRE,  
MOD: HBF130W

EACH BEDROOM ALSO FEATURES: 100% BLOCK OUT BLINDS,  
CORDLESS KETTLE, KING SINGLE ENSEMBLE BED &  
MATTRESS, BEDSIDE 3 DRAWER MOBILE UNIT, FIXED SHELF  
UNIT, 2 DOOR LOCKABLE STORAGE CUPBOARD, DESK,  
BLACK MESH CHAIR, ENSUITE COMPRISING IMPERIAL WARE  
CERAMIC 4 STAR WATER RATING DUAL FLUSH TOILET, 2  
DOOR LOCKABLE CERAMIC VANITY, GLASS DOOR SHOWER,  
TILED ENSUITE FLOOR, ROOMS WIRED FOR VOICE & DATA, 4  
x DOUBLE POWER OUTLETS (10 AMP), 1 x SINGLE POWER  
OUTLET (10 AMP), HARD WIRED SMOKE DETECTOR.

(LOCATED 142 CHURCHILL ROAD NORTH, CAVAN)  
LOADING FEE OF \$1,650 (INCL GST) PER BUILDING WILL BE  
ADDED TO EACH INVOICE

LOT	QTY	DESCRIPTION	NOTE
-----	-----	-------------	------

24



RELOCATABLE ACCOMMODATION - CIMC  
4 BEDROOM ACCOMMODATION UPPER LEVEL

BUILDING DIMENSIONS  
15.15m x 4.45m INCLUDING SERVICES FRAME CONTAINING  
HOT WATER SERVICES, AIR CONDITIONER UNITS & SWITCH  
GEAR.  
ALL BUILDINGS HAVE CATEGORY RATING TO SUIT AN A1  
REGION.

AIR CONDITIONING - DAIKIN INVERTER, HEAT PUMP  
OUTDOOR UNIT,  
MOD: RXS25KVMA. INDOOR UNIT, MOD: FTXS25KVMA  
HOT WATER SERVICE - RHEEM MPI-325 INTEGRATED HEAT  
PUMP, ELECTRIC, 325 LITRE,  
MOD: 55132505  
FRIDGE - HAIER 130 LITRE,  
MOD: HBF130W

EACH BEDROOM ALSO FEATURES: 100% BLOCK OUT BLINDS,  
CORDLESS KETTLE, KING SINGLE ENSEMBLE BED &  
MATTRESS, BEDSIDE 3 DRAWER MOBILE UNIT, FIXED SHELF  
UNIT, 2 DOOR LOCKABLE STORAGE CUPBOARD, DESK,  
BLACK MESH CHAIR, ENSUITE COMPRISING IMPERIAL WARE  
CERAMIC 4 STAR WATER RATING DUAL FLUSH TOILET, 2  
DOOR LOCKABLE CERAMIC VANITY, GLASS DOOR SHOWER,  
TILED ENSUITE FLOOR, ROOMS WIRED FOR VOICE & DATA, 4  
x DOUBLE POWER OUTLETS (10 AMP), 1 x SINGLE POWER  
OUTLET (10 AMP), HARD WIRED SMOKE DETECTOR.

(LOCATED 142 CHURCHILL ROAD NORTH, CAVAN)  
LOADING FEE OF \$1,650 (INCL GST) PER BUILDING WILL BE  
ADDED TO EACH INVOICE

25



RELOCATABLE ACCOMMODATION - CIMC  
4 BEDROOM ACCOMMODATION UPPER LEVEL

BUILDING DIMENSIONS  
15.15m x 4.45m INCLUDING SERVICES FRAME CONTAINING  
HOT WATER SERVICES, AIR CONDITIONER UNITS & SWITCH  
GEAR.  
ALL BUILDINGS HAVE CATEGORY RATING TO SUIT AN A1  
REGION.

AIR CONDITIONING - DAIKIN INVERTER, HEAT PUMP  
OUTDOOR UNIT,  
MOD: RXS25KVMA. INDOOR UNIT, MOD: FTXS25KVMA  
HOT WATER SERVICE - RHEEM MPI-325 INTEGRATED HEAT  
PUMP, ELECTRIC, 325 LITRE,  
MOD: 55132505  
FRIDGE - HAIER 130 LITRE,  
MOD: HBF130W

EACH BEDROOM ALSO FEATURES: 100% BLOCK OUT BLINDS,  
CORDLESS KETTLE, KING SINGLE ENSEMBLE BED &  
MATTRESS, BEDSIDE 3 DRAWER MOBILE UNIT, FIXED SHELF  
UNIT, 2 DOOR LOCKABLE STORAGE CUPBOARD, DESK,  
BLACK MESH CHAIR, ENSUITE COMPRISING IMPERIAL WARE  
CERAMIC 4 STAR WATER RATING DUAL FLUSH TOILET, 2  
DOOR LOCKABLE CERAMIC VANITY, GLASS DOOR SHOWER,  
TILED ENSUITE FLOOR, ROOMS WIRED FOR VOICE & DATA, 4  
x DOUBLE POWER OUTLETS (10 AMP), 1 x SINGLE POWER  
OUTLET (10 AMP), HARD WIRED SMOKE DETECTOR.

(LOCATED 142 CHURCHILL ROAD NORTH, CAVAN)  
LOADING FEE OF \$1,650 (INCL GST) PER BUILDING WILL BE  
ADDED TO EACH INVOICE

LOT	QTY	DESCRIPTION	NOTE
-----	-----	-------------	------

26



RELOCATABLE ACCOMMODATION - CIMC  
4 BEDROOM ACCOMMODATION UPPER LEVEL

BUILDING DIMENSIONS  
15.15m x 4.45m INCLUDING SERVICES FRAME CONTAINING  
HOT WATER SERVICES, AIR CONDITIONER UNITS & SWITCH  
GEAR.  
ALL BUILDINGS HAVE CATEGORY RATING TO SUIT AN A1  
REGION.

AIR CONDITIONING - DAIKIN INVERTER, HEAT PUMP  
OUTDOOR UNIT,  
MOD: RXS25KVMA. INDOOR UNIT, MOD: FTXS25KVMA  
HOT WATER SERVICE - RHEEM MPI-325 INTEGRATED HEAT  
PUMP, ELECTRIC, 325 LITRE,  
MOD: 55132505  
FRIDGE - HAIER 130 LITRE,  
MOD: HBF130W

EACH BEDROOM ALSO FEATURES: 100% BLOCK OUT BLINDS,  
CORDLESS KETTLE, KING SINGLE ENSEMBLE BED &  
MATTRESS, BEDSIDE 3 DRAWER MOBILE UNIT, FIXED SHELF  
UNIT, 2 DOOR LOCKABLE STORAGE CUPBOARD, DESK,  
BLACK MESH CHAIR, ENSUITE COMPRISING IMPERIAL WARE  
CERAMIC 4 STAR WATER RATING DUAL FLUSH TOILET, 2  
DOOR LOCKABLE CERAMIC VANITY, GLASS DOOR SHOWER,  
TILED ENSUITE FLOOR, ROOMS WIRED FOR VOICE & DATA, 4  
x DOUBLE POWER OUTLETS (10 AMP), 1 x SINGLE POWER  
OUTLET (10 AMP), HARD WIRED SMOKE DETECTOR.

(LOCATED 142 CHURCHILL ROAD NORTH, CAVAN)  
LOADING FEE OF \$1,650 (INCL GST) PER BUILDING WILL BE  
ADDED TO EACH INVOICE

27



RELOCATABLE ACCOMMODATION - CIMC  
4 BEDROOM ACCOMMODATION UPPER LEVEL

BUILDING DIMENSIONS  
15.15m x 4.45m INCLUDING SERVICES FRAME CONTAINING  
HOT WATER SERVICES, AIR CONDITIONER UNITS & SWITCH  
GEAR.  
ALL BUILDINGS HAVE CATEGORY RATING TO SUIT AN A1  
REGION.

AIR CONDITIONING - DAIKIN INVERTER, HEAT PUMP  
OUTDOOR UNIT,  
MOD: RXS25KVMA. INDOOR UNIT, MOD: FTXS25KVMA  
HOT WATER SERVICE - RHEEM MPI-325 INTEGRATED HEAT  
PUMP, ELECTRIC, 325 LITRE,  
MOD: 55132505  
FRIDGE - HAIER 130 LITRE,  
MOD: HBF130W

EACH BEDROOM ALSO FEATURES: 100% BLOCK OUT BLINDS,  
CORDLESS KETTLE, KING SINGLE ENSEMBLE BED &  
MATTRESS, BEDSIDE 3 DRAWER MOBILE UNIT, FIXED SHELF  
UNIT, 2 DOOR LOCKABLE STORAGE CUPBOARD, DESK,  
BLACK MESH CHAIR, ENSUITE COMPRISING IMPERIAL WARE  
CERAMIC 4 STAR WATER RATING DUAL FLUSH TOILET, 2  
DOOR LOCKABLE CERAMIC VANITY, GLASS DOOR SHOWER,  
TILED ENSUITE FLOOR, ROOMS WIRED FOR VOICE & DATA, 4  
x DOUBLE POWER OUTLETS (10 AMP), 1 x SINGLE POWER  
OUTLET (10 AMP), HARD WIRED SMOKE DETECTOR.

(LOCATED 142 CHURCHILL ROAD NORTH, CAVAN)  
LOADING FEE OF \$1,650 (INCL GST) PER BUILDING WILL BE  
ADDED TO EACH INVOICE

**4 BEDROOM - GROUND LEVEL**

LOT	QTY	DESCRIPTION	NOTE
-----	-----	-------------	------

28



RELOCATABLE ACCOMMODATION - CIMC  
4 BEDROOM ACCOMMODATION GROUND LEVEL

BUILDING DIMENSIONS  
15.15m x 4.45m INCLUDING SERVICES FRAME CONTAINING  
HOT WATER SERVICES, AIR CONDITIONER UNITS & SWITCH  
GEAR.  
ALL BUILDINGS HAVE CATEGORY RATING TO SUIT AN A1  
REGION.

AIR CONDITIONING - DAIKIN INVERTER, HEAT PUMP  
OUTDOOR UNIT,  
MOD: RXS25KVMA. INDOOR UNIT, MOD: FTXS25KVMA  
HOT WATER SERVICE - RHEEM MPI-325 INTEGRATED HEAT  
PUMP, ELECTRIC, 325 LITRE,  
MOD: 55132505  
FRIDGE - HAIER 130 LITRE,  
MOD: HBF130W

EACH BEDROOM ALSO FEATURES: 100% BLOCK OUT BLINDS,  
CORDLESS KETTLE, KING SINGLE ENSEMBLE BED &  
MATTRESS, BEDSIDE 3 DRAWER MOBILE UNIT, FIXED SHELF  
UNIT, 2 DOOR LOCKABLE STORAGE CUPBOARD, DESK,  
BLACK MESH CHAIR, ENSUITE COMPRISING IMPERIAL WARE  
CERAMIC 4 STAR WATER RATING DUAL FLUSH TOILET, 2  
DOOR LOCKABLE CERAMIC VANITY, GLASS DOOR SHOWER,  
TILED ENSUITE FLOOR, ROOMS WIRED FOR VOICE & DATA, 4  
x DOUBLE POWER OUTLETS (10 AMP), 1 x SINGLE POWER  
OUTLET (10 AMP), HARD WIRED SMOKE DETECTOR.

(LOCATED 142 CHURCHILL ROAD NORTH, CAVAN)  
LOADING FEE OF \$1,650 (INCL GST) PER BUILDING WILL BE  
ADDED TO EACH INVOICE

29



RELOCATABLE ACCOMMODATION - CIMC  
4 BEDROOM ACCOMMODATION GROUND LEVEL

BUILDING DIMENSIONS  
15.15m x 4.45m INCLUDING SERVICES FRAME CONTAINING  
HOT WATER SERVICES, AIR CONDITIONER UNITS & SWITCH  
GEAR.  
ALL BUILDINGS HAVE CATEGORY RATING TO SUIT AN A1  
REGION.

AIR CONDITIONING - DAIKIN INVERTER, HEAT PUMP  
OUTDOOR UNIT,  
MOD: RXS25KVMA. INDOOR UNIT, MOD: FTXS25KVMA  
HOT WATER SERVICE - RHEEM MPI-325 INTEGRATED HEAT  
PUMP, ELECTRIC, 325 LITRE,  
MOD: 55132505  
FRIDGE - HAIER 130 LITRE,  
MOD: HBF130W

EACH BEDROOM ALSO FEATURES: 100% BLOCK OUT BLINDS,  
CORDLESS KETTLE, KING SINGLE ENSEMBLE BED &  
MATTRESS, BEDSIDE 3 DRAWER MOBILE UNIT, FIXED SHELF  
UNIT, 2 DOOR LOCKABLE STORAGE CUPBOARD, DESK,  
BLACK MESH CHAIR, ENSUITE COMPRISING IMPERIAL WARE  
CERAMIC 4 STAR WATER RATING DUAL FLUSH TOILET, 2  
DOOR LOCKABLE CERAMIC VANITY, GLASS DOOR SHOWER,  
TILED ENSUITE FLOOR, ROOMS WIRED FOR VOICE & DATA, 4  
x DOUBLE POWER OUTLETS (10 AMP), 1 x SINGLE POWER  
OUTLET (10 AMP), HARD WIRED SMOKE DETECTOR.

(LOCATED 142 CHURCHILL ROAD NORTH, CAVAN)  
LOADING FEE OF \$1,650 (INCL GST) PER BUILDING WILL BE  
ADDED TO EACH INVOICE

LOT	QTY	DESCRIPTION	NOTE
-----	-----	-------------	------

30



RELOCATABLE ACCOMMODATION - CIMC  
4 BEDROOM ACCOMMODATION GROUND LEVEL

BUILDING DIMENSIONS  
15.15m x 4.45m INCLUDING SERVICES FRAME CONTAINING  
HOT WATER SERVICES, AIR CONDITIONER UNITS & SWITCH  
GEAR.  
ALL BUILDINGS HAVE CATEGORY RATING TO SUIT AN A1  
REGION.

AIR CONDITIONING - DAIKIN INVERTER, HEAT PUMP  
OUTDOOR UNIT,  
MOD: RXS25KVMA. INDOOR UNIT, MOD: FTXS25KVMA  
HOT WATER SERVICE - RHEEM MPI-325 INTEGRATED HEAT  
PUMP, ELECTRIC, 325 LITRE,  
MOD: 55132505  
FRIDGE - HAIER 130 LITRE,  
MOD: HBF130W

EACH BEDROOM ALSO FEATURES: 100% BLOCK OUT BLINDS,  
CORDLESS KETTLE, KING SINGLE ENSEMBLE BED &  
MATTRESS, BEDSIDE 3 DRAWER MOBILE UNIT, FIXED SHELF  
UNIT, 2 DOOR LOCKABLE STORAGE CUPBOARD, DESK,  
BLACK MESH CHAIR, ENSUITE COMPRISING IMPERIAL WARE  
CERAMIC 4 STAR WATER RATING DUAL FLUSH TOILET, 2  
DOOR LOCKABLE CERAMIC VANITY, GLASS DOOR SHOWER,  
TILED ENSUITE FLOOR, ROOMS WIRED FOR VOICE & DATA, 4  
x DOUBLE POWER OUTLETS (10 AMP), 1 x SINGLE POWER  
OUTLET (10 AMP), HARD WIRED SMOKE DETECTOR.

(LOCATED 142 CHURCHILL ROAD NORTH, CAVAN)  
LOADING FEE OF \$1,650 (INCL GST) PER BUILDING WILL BE  
ADDED TO EACH INVOICE

31



RELOCATABLE ACCOMMODATION - CIMC  
4 BEDROOM ACCOMMODATION GROUND LEVEL

BUILDING DIMENSIONS  
15.15m x 4.45m INCLUDING SERVICES FRAME CONTAINING  
HOT WATER SERVICES, AIR CONDITIONER UNITS & SWITCH  
GEAR.  
ALL BUILDINGS HAVE CATEGORY RATING TO SUIT AN A1  
REGION.

AIR CONDITIONING - DAIKIN INVERTER, HEAT PUMP  
OUTDOOR UNIT,  
MOD: RXS25KVMA. INDOOR UNIT, MOD: FTXS25KVMA  
HOT WATER SERVICE - RHEEM MPI-325 INTEGRATED HEAT  
PUMP, ELECTRIC, 325 LITRE,  
MOD: 55132505  
FRIDGE - HAIER 130 LITRE,  
MOD: HBF130W

EACH BEDROOM ALSO FEATURES: 100% BLOCK OUT BLINDS,  
CORDLESS KETTLE, KING SINGLE ENSEMBLE BED &  
MATTRESS, BEDSIDE 3 DRAWER MOBILE UNIT, FIXED SHELF  
UNIT, 2 DOOR LOCKABLE STORAGE CUPBOARD, DESK,  
BLACK MESH CHAIR, ENSUITE COMPRISING IMPERIAL WARE  
CERAMIC 4 STAR WATER RATING DUAL FLUSH TOILET, 2  
DOOR LOCKABLE CERAMIC VANITY, GLASS DOOR SHOWER,  
TILED ENSUITE FLOOR, ROOMS WIRED FOR VOICE & DATA, 4  
x DOUBLE POWER OUTLETS (10 AMP), 1 x SINGLE POWER  
OUTLET (10 AMP), HARD WIRED SMOKE DETECTOR.

(LOCATED 142 CHURCHILL ROAD NORTH, CAVAN)  
LOADING FEE OF \$1,650 (INCL GST) PER BUILDING WILL BE  
ADDED TO EACH INVOICE



LOT	QTY	DESCRIPTION	NOTE
-----	-----	-------------	------

32



RELOCATABLE ACCOMMODATION - CIMC  
4 BEDROOM ACCOMMODATION GROUND LEVEL

BUILDING DIMENSIONS  
15.15m x 4.45m INCLUDING SERVICES FRAME CONTAINING  
HOT WATER SERVICES, AIR CONDITIONER UNITS & SWITCH  
GEAR.  
ALL BUILDINGS HAVE CATEGORY RATING TO SUIT AN A1  
REGION.

AIR CONDITIONING - DAIKIN INVERTER, HEAT PUMP  
OUTDOOR UNIT,  
MOD: RXS25KVMA. INDOOR UNIT, MOD: FTXS25KVMA  
HOT WATER SERVICE - RHEEM MPI-325 INTEGRATED HEAT  
PUMP, ELECTRIC, 325 LITRE,  
MOD: 55132505  
FRIDGE - HAIER 130 LITRE,  
MOD: HBF130W

EACH BEDROOM ALSO FEATURES: 100% BLOCK OUT BLINDS,  
CORDLESS KETTLE, KING SINGLE ENSEMBLE BED &  
MATTRESS, BEDSIDE 3 DRAWER MOBILE UNIT, FIXED SHELF  
UNIT, 2 DOOR LOCKABLE STORAGE CUPBOARD, DESK,  
BLACK MESH CHAIR, ENSUITE COMPRISING IMPERIAL WARE  
CERAMIC 4 STAR WATER RATING DUAL FLUSH TOILET, 2  
DOOR LOCKABLE CERAMIC VANITY, GLASS DOOR SHOWER,  
TILED ENSUITE FLOOR, ROOMS WIRED FOR VOICE & DATA, 4  
x DOUBLE POWER OUTLETS (10 AMP), 1 x SINGLE POWER  
OUTLET (10 AMP), HARD WIRED SMOKE DETECTOR.

(LOCATED 142 CHURCHILL ROAD NORTH, CAVAN)  
LOADING FEE OF \$1,650 (INCL GST) PER BUILDING WILL BE  
ADDED TO EACH INVOICE

33



RELOCATABLE ACCOMMODATION - CIMC  
4 BEDROOM ACCOMMODATION GROUND LEVEL

BUILDING DIMENSIONS  
15.15m x 4.45m INCLUDING SERVICES FRAME CONTAINING  
HOT WATER SERVICES, AIR CONDITIONER UNITS & SWITCH  
GEAR.  
ALL BUILDINGS HAVE CATEGORY RATING TO SUIT AN A1  
REGION.

AIR CONDITIONING - DAIKIN INVERTER, HEAT PUMP  
OUTDOOR UNIT,  
MOD: RXS25KVMA. INDOOR UNIT, MOD: FTXS25KVMA  
HOT WATER SERVICE - RHEEM MPI-325 INTEGRATED HEAT  
PUMP, ELECTRIC, 325 LITRE,  
MOD: 55132505  
FRIDGE - HAIER 130 LITRE,  
MOD: HBF130W

EACH BEDROOM ALSO FEATURES: 100% BLOCK OUT BLINDS,  
CORDLESS KETTLE, KING SINGLE ENSEMBLE BED &  
MATTRESS, BEDSIDE 3 DRAWER MOBILE UNIT, FIXED SHELF  
UNIT, 2 DOOR LOCKABLE STORAGE CUPBOARD, DESK,  
BLACK MESH CHAIR, ENSUITE COMPRISING IMPERIAL WARE  
CERAMIC 4 STAR WATER RATING DUAL FLUSH TOILET, 2  
DOOR LOCKABLE CERAMIC VANITY, GLASS DOOR SHOWER,  
TILED ENSUITE FLOOR, ROOMS WIRED FOR VOICE & DATA, 4  
x DOUBLE POWER OUTLETS (10 AMP), 1 x SINGLE POWER  
OUTLET (10 AMP), HARD WIRED SMOKE DETECTOR.

(LOCATED 142 CHURCHILL ROAD NORTH, CAVAN)  
LOADING FEE OF \$1,650 (INCL GST) PER BUILDING WILL BE  
ADDED TO EACH INVOICE

LOT	QTY	DESCRIPTION	NOTE
-----	-----	-------------	------

34



RELOCATABLE ACCOMMODATION - CIMC  
4 BEDROOM ACCOMMODATION GROUND LEVEL

BUILDING DIMENSIONS  
15.15m x 4.45m INCLUDING SERVICES FRAME CONTAINING  
HOT WATER SERVICES, AIR CONDITIONER UNITS & SWITCH  
GEAR.  
ALL BUILDINGS HAVE CATEGORY RATING TO SUIT AN A1  
REGION.

AIR CONDITIONING - DAIKIN INVERTER, HEAT PUMP  
OUTDOOR UNIT,  
MOD: RXS25KVMA. INDOOR UNIT, MOD: FTXS25KVMA  
HOT WATER SERVICE - RHEEM MPI-325 INTEGRATED HEAT  
PUMP, ELECTRIC, 325 LITRE,  
MOD: 55132505  
FRIDGE - HAIER 130 LITRE,  
MOD: HBF130W

EACH BEDROOM ALSO FEATURES: 100% BLOCK OUT BLINDS,  
CORDLESS KETTLE, KING SINGLE ENSEMBLE BED &  
MATTRESS, BEDSIDE 3 DRAWER MOBILE UNIT, FIXED SHELF  
UNIT, 2 DOOR LOCKABLE STORAGE CUPBOARD, DESK,  
BLACK MESH CHAIR, ENSUITE COMPRISING IMPERIAL WARE  
CERAMIC 4 STAR WATER RATING DUAL FLUSH TOILET, 2  
DOOR LOCKABLE CERAMIC VANITY, GLASS DOOR SHOWER,  
TILED ENSUITE FLOOR, ROOMS WIRED FOR VOICE & DATA, 4  
x DOUBLE POWER OUTLETS (10 AMP), 1 x SINGLE POWER  
OUTLET (10 AMP), HARD WIRED SMOKE DETECTOR.

(LOCATED 142 CHURCHILL ROAD NORTH, CAVAN)  
LOADING FEE OF \$1,650 (INCL GST) PER BUILDING WILL BE  
ADDED TO EACH INVOICE

35



RELOCATABLE ACCOMMODATION - CIMC  
4 BEDROOM ACCOMMODATION GROUND LEVEL

BUILDING DIMENSIONS  
15.15m x 4.45m INCLUDING SERVICES FRAME CONTAINING  
HOT WATER SERVICES, AIR CONDITIONER UNITS & SWITCH  
GEAR.  
ALL BUILDINGS HAVE CATEGORY RATING TO SUIT AN A1  
REGION.

AIR CONDITIONING - DAIKIN INVERTER, HEAT PUMP  
OUTDOOR UNIT,  
MOD: RXS25KVMA. INDOOR UNIT, MOD: FTXS25KVMA  
HOT WATER SERVICE - RHEEM MPI-325 INTEGRATED HEAT  
PUMP, ELECTRIC, 325 LITRE,  
MOD: 55132505  
FRIDGE - HAIER 130 LITRE,  
MOD: HBF130W

EACH BEDROOM ALSO FEATURES: 100% BLOCK OUT BLINDS,  
CORDLESS KETTLE, KING SINGLE ENSEMBLE BED &  
MATTRESS, BEDSIDE 3 DRAWER MOBILE UNIT, FIXED SHELF  
UNIT, 2 DOOR LOCKABLE STORAGE CUPBOARD, DESK,  
BLACK MESH CHAIR, ENSUITE COMPRISING IMPERIAL WARE  
CERAMIC 4 STAR WATER RATING DUAL FLUSH TOILET, 2  
DOOR LOCKABLE CERAMIC VANITY, GLASS DOOR SHOWER,  
TILED ENSUITE FLOOR, ROOMS WIRED FOR VOICE & DATA, 4  
x DOUBLE POWER OUTLETS (10 AMP), 1 x SINGLE POWER  
OUTLET (10 AMP), HARD WIRED SMOKE DETECTOR.

(LOCATED 142 CHURCHILL ROAD NORTH, CAVAN)  
LOADING FEE OF \$1,650 (INCL GST) PER BUILDING WILL BE  
ADDED TO EACH INVOICE

LOT	QTY	DESCRIPTION	NOTE
-----	-----	-------------	------

36



RELOCATABLE ACCOMMODATION - CIMC  
4 BEDROOM ACCOMMODATION GROUND LEVEL

BUILDING DIMENSIONS  
15.15m x 4.45m INCLUDING SERVICES FRAME CONTAINING  
HOT WATER SERVICES, AIR CONDITIONER UNITS & SWITCH  
GEAR.  
ALL BUILDINGS HAVE CATEGORY RATING TO SUIT AN A1  
REGION.

AIR CONDITIONING - DAIKIN INVERTER, HEAT PUMP  
OUTDOOR UNIT,  
MOD: RXS25KVMA. INDOOR UNIT, MOD: FTXS25KVMA  
HOT WATER SERVICE - RHEEM MPI-325 INTEGRATED HEAT  
PUMP, ELECTRIC, 325 LITRE,  
MOD: 55132505  
FRIDGE - HAIER 130 LITRE,  
MOD: HBF130W

EACH BEDROOM ALSO FEATURES: 100% BLOCK OUT BLINDS,  
CORDLESS KETTLE, KING SINGLE ENSEMBLE BED &  
MATTRESS, BEDSIDE 3 DRAWER MOBILE UNIT, FIXED SHELF  
UNIT, 2 DOOR LOCKABLE STORAGE CUPBOARD, DESK,  
BLACK MESH CHAIR, ENSUITE COMPRISING IMPERIAL WARE  
CERAMIC 4 STAR WATER RATING DUAL FLUSH TOILET, 2  
DOOR LOCKABLE CERAMIC VANITY, GLASS DOOR SHOWER,  
TILED ENSUITE FLOOR, ROOMS WIRED FOR VOICE & DATA, 4  
x DOUBLE POWER OUTLETS (10 AMP), 1 x SINGLE POWER  
OUTLET (10 AMP), HARD WIRED SMOKE DETECTOR.

(LOCATED 142 CHURCHILL ROAD NORTH, CAVAN)  
LOADING FEE OF \$1,650 (INCL GST) PER BUILDING WILL BE  
ADDED TO EACH INVOICE

37



RELOCATABLE ACCOMMODATION - CIMC  
4 BEDROOM ACCOMMODATION GROUND LEVEL

BUILDING DIMENSIONS  
15.15m x 4.45m INCLUDING SERVICES FRAME CONTAINING  
HOT WATER SERVICES, AIR CONDITIONER UNITS & SWITCH  
GEAR.  
ALL BUILDINGS HAVE CATEGORY RATING TO SUIT AN A1  
REGION.

AIR CONDITIONING - DAIKIN INVERTER, HEAT PUMP  
OUTDOOR UNIT,  
MOD: RXS25KVMA. INDOOR UNIT, MOD: FTXS25KVMA  
HOT WATER SERVICE - RHEEM MPI-325 INTEGRATED HEAT  
PUMP, ELECTRIC, 325 LITRE,  
MOD: 55132505  
FRIDGE - HAIER 130 LITRE,  
MOD: HBF130W

EACH BEDROOM ALSO FEATURES: 100% BLOCK OUT BLINDS,  
CORDLESS KETTLE, KING SINGLE ENSEMBLE BED &  
MATTRESS, BEDSIDE 3 DRAWER MOBILE UNIT, FIXED SHELF  
UNIT, 2 DOOR LOCKABLE STORAGE CUPBOARD, DESK,  
BLACK MESH CHAIR, ENSUITE COMPRISING IMPERIAL WARE  
CERAMIC 4 STAR WATER RATING DUAL FLUSH TOILET, 2  
DOOR LOCKABLE CERAMIC VANITY, GLASS DOOR SHOWER,  
TILED ENSUITE FLOOR, ROOMS WIRED FOR VOICE & DATA, 4  
x DOUBLE POWER OUTLETS (10 AMP), 1 x SINGLE POWER  
OUTLET (10 AMP), HARD WIRED SMOKE DETECTOR.

(LOCATED 142 CHURCHILL ROAD NORTH, CAVAN)  
LOADING FEE OF \$1,650 (INCL GST) PER BUILDING WILL BE  
ADDED TO EACH INVOICE

LOT	QTY	DESCRIPTION	NOTE
-----	-----	-------------	------

38



RELOCATABLE ACCOMMODATION - CIMC  
4 BEDROOM ACCOMMODATION GROUND LEVEL

BUILDING DIMENSIONS  
15.15m x 4.45m INCLUDING SERVICES FRAME CONTAINING  
HOT WATER SERVICES, AIR CONDITIONER UNITS & SWITCH  
GEAR.  
ALL BUILDINGS HAVE CATEGORY RATING TO SUIT AN A1  
REGION.

AIR CONDITIONING - DAIKIN INVERTER, HEAT PUMP  
OUTDOOR UNIT,  
MOD: RXS25KVMA. INDOOR UNIT, MOD: FTXS25KVMA  
HOT WATER SERVICE - RHEEM MPI-325 INTEGRATED HEAT  
PUMP, ELECTRIC, 325 LITRE,  
MOD: 55132505  
FRIDGE - HAIER 130 LITRE,  
MOD: HBF130W

EACH BEDROOM ALSO FEATURES: 100% BLOCK OUT BLINDS,  
CORDLESS KETTLE, KING SINGLE ENSEMBLE BED &  
MATTRESS, BEDSIDE 3 DRAWER MOBILE UNIT, FIXED SHELF  
UNIT, 2 DOOR LOCKABLE STORAGE CUPBOARD, DESK,  
BLACK MESH CHAIR, ENSUITE COMPRISING IMPERIAL WARE  
CERAMIC 4 STAR WATER RATING DUAL FLUSH TOILET, 2  
DOOR LOCKABLE CERAMIC VANITY, GLASS DOOR SHOWER,  
TILED ENSUITE FLOOR, ROOMS WIRED FOR VOICE & DATA, 4  
x DOUBLE POWER OUTLETS (10 AMP), 1 x SINGLE POWER  
OUTLET (10 AMP), HARD WIRED SMOKE DETECTOR.

(LOCATED 142 CHURCHILL ROAD NORTH, CAVAN)  
LOADING FEE OF \$1,650 (INCL GST) PER BUILDING WILL BE  
ADDED TO EACH INVOICE

39



RELOCATABLE ACCOMMODATION - CIMC  
4 BEDROOM ACCOMMODATION GROUND LEVEL

BUILDING DIMENSIONS  
15.15m x 4.45m INCLUDING SERVICES FRAME CONTAINING  
HOT WATER SERVICES, AIR CONDITIONER UNITS & SWITCH  
GEAR.  
ALL BUILDINGS HAVE CATEGORY RATING TO SUIT AN A1  
REGION.

AIR CONDITIONING - DAIKIN INVERTER, HEAT PUMP  
OUTDOOR UNIT,  
MOD: RXS25KVMA. INDOOR UNIT, MOD: FTXS25KVMA  
HOT WATER SERVICE - RHEEM MPI-325 INTEGRATED HEAT  
PUMP, ELECTRIC, 325 LITRE,  
MOD: 55132505  
FRIDGE - HAIER 130 LITRE,  
MOD: HBF130W

EACH BEDROOM ALSO FEATURES: 100% BLOCK OUT BLINDS,  
CORDLESS KETTLE, KING SINGLE ENSEMBLE BED &  
MATTRESS, BEDSIDE 3 DRAWER MOBILE UNIT, FIXED SHELF  
UNIT, 2 DOOR LOCKABLE STORAGE CUPBOARD, DESK,  
BLACK MESH CHAIR, ENSUITE COMPRISING IMPERIAL WARE  
CERAMIC 4 STAR WATER RATING DUAL FLUSH TOILET, 2  
DOOR LOCKABLE CERAMIC VANITY, GLASS DOOR SHOWER,  
TILED ENSUITE FLOOR, ROOMS WIRED FOR VOICE & DATA, 4  
x DOUBLE POWER OUTLETS (10 AMP), 1 x SINGLE POWER  
OUTLET (10 AMP), HARD WIRED SMOKE DETECTOR.

(LOCATED 142 CHURCHILL ROAD NORTH, CAVAN)  
LOADING FEE OF \$1,650 (INCL GST) PER BUILDING WILL BE  
ADDED TO EACH INVOICE

LOT	QTY	DESCRIPTION	NOTE
-----	-----	-------------	------

40



RELOCATABLE ACCOMMODATION - CIMC  
4 BEDROOM ACCOMMODATION GROUND LEVEL

BUILDING DIMENSIONS  
15.15m x 4.45m INCLUDING SERVICES FRAME CONTAINING  
HOT WATER SERVICES, AIR CONDITIONER UNITS & SWITCH  
GEAR.  
ALL BUILDINGS HAVE CATEGORY RATING TO SUIT AN A1  
REGION.

AIR CONDITIONING - DAIKIN INVERTER, HEAT PUMP  
OUTDOOR UNIT,  
MOD: RXS25KVMA. INDOOR UNIT, MOD: FTXS25KVMA  
HOT WATER SERVICE - RHEEM MPI-325 INTEGRATED HEAT  
PUMP, ELECTRIC, 325 LITRE,  
MOD: 55132505  
FRIDGE - HAIER 130 LITRE,  
MOD: HBF130W

EACH BEDROOM ALSO FEATURES: 100% BLOCK OUT BLINDS,  
CORDLESS KETTLE, KING SINGLE ENSEMBLE BED &  
MATTRESS, BEDSIDE 3 DRAWER MOBILE UNIT, FIXED SHELF  
UNIT, 2 DOOR LOCKABLE STORAGE CUPBOARD, DESK,  
BLACK MESH CHAIR, ENSUITE COMPRISING IMPERIAL WARE  
CERAMIC 4 STAR WATER RATING DUAL FLUSH TOILET, 2  
DOOR LOCKABLE CERAMIC VANITY, GLASS DOOR SHOWER,  
TILED ENSUITE FLOOR, ROOMS WIRED FOR VOICE & DATA, 4  
x DOUBLE POWER OUTLETS (10 AMP), 1 x SINGLE POWER  
OUTLET (10 AMP), HARD WIRED SMOKE DETECTOR.

(LOCATED 142 CHURCHILL ROAD NORTH, CAVAN)  
LOADING FEE OF \$1,650 (INCL GST) PER BUILDING WILL BE  
ADDED TO EACH INVOICE

41



RELOCATABLE ACCOMMODATION - CIMC  
4 BEDROOM ACCOMMODATION GROUND LEVEL

BUILDING DIMENSIONS  
15.15m x 4.45m INCLUDING SERVICES FRAME CONTAINING  
HOT WATER SERVICES, AIR CONDITIONER UNITS & SWITCH  
GEAR.  
ALL BUILDINGS HAVE CATEGORY RATING TO SUIT AN A1  
REGION.

AIR CONDITIONING - DAIKIN INVERTER, HEAT PUMP  
OUTDOOR UNIT,  
MOD: RXS25KVMA. INDOOR UNIT, MOD: FTXS25KVMA  
HOT WATER SERVICE - RHEEM MPI-325 INTEGRATED HEAT  
PUMP, ELECTRIC, 325 LITRE,  
MOD: 55132505  
FRIDGE - HAIER 130 LITRE,  
MOD: HBF130W

EACH BEDROOM ALSO FEATURES: 100% BLOCK OUT BLINDS,  
CORDLESS KETTLE, KING SINGLE ENSEMBLE BED &  
MATTRESS, BEDSIDE 3 DRAWER MOBILE UNIT, FIXED SHELF  
UNIT, 2 DOOR LOCKABLE STORAGE CUPBOARD, DESK,  
BLACK MESH CHAIR, ENSUITE COMPRISING IMPERIAL WARE  
CERAMIC 4 STAR WATER RATING DUAL FLUSH TOILET, 2  
DOOR LOCKABLE CERAMIC VANITY, GLASS DOOR SHOWER,  
TILED ENSUITE FLOOR, ROOMS WIRED FOR VOICE & DATA, 4  
x DOUBLE POWER OUTLETS (10 AMP), 1 x SINGLE POWER  
OUTLET (10 AMP), HARD WIRED SMOKE DETECTOR.

(LOCATED 142 CHURCHILL ROAD NORTH, CAVAN)  
LOADING FEE OF \$1,650 (INCL GST) PER BUILDING WILL BE  
ADDED TO EACH INVOICE

LOT	QTY	DESCRIPTION	NOTE
-----	-----	-------------	------

42



RELOCATABLE ACCOMMODATION - CIMC  
4 BEDROOM ACCOMMODATION GROUND LEVEL

BUILDING DIMENSIONS  
15.15m x 4.45m INCLUDING SERVICES FRAME CONTAINING  
HOT WATER SERVICES, AIR CONDITIONER UNITS & SWITCH  
GEAR.  
ALL BUILDINGS HAVE CATEGORY RATING TO SUIT AN A1  
REGION.

AIR CONDITIONING - DAIKIN INVERTER, HEAT PUMP  
OUTDOOR UNIT,  
MOD: RXS25KVMA. INDOOR UNIT, MOD: FTXS25KVMA  
HOT WATER SERVICE - RHEEM MPI-325 INTEGRATED HEAT  
PUMP, ELECTRIC, 325 LITRE,  
MOD: 55132505  
FRIDGE - HAIER 130 LITRE,  
MOD: HBF130W

EACH BEDROOM ALSO FEATURES: 100% BLOCK OUT BLINDS,  
CORDLESS KETTLE, KING SINGLE ENSEMBLE BED &  
MATTRESS, BEDSIDE 3 DRAWER MOBILE UNIT, FIXED SHELF  
UNIT, 2 DOOR LOCKABLE STORAGE CUPBOARD, DESK,  
BLACK MESH CHAIR, ENSUITE COMPRISING IMPERIAL WARE  
CERAMIC 4 STAR WATER RATING DUAL FLUSH TOILET, 2  
DOOR LOCKABLE CERAMIC VANITY, GLASS DOOR SHOWER,  
TILED ENSUITE FLOOR, ROOMS WIRED FOR VOICE & DATA, 4  
x DOUBLE POWER OUTLETS (10 AMP), 1 x SINGLE POWER  
OUTLET (10 AMP), HARD WIRED SMOKE DETECTOR.

(LOCATED 142 CHURCHILL ROAD NORTH, CAVAN)  
LOADING FEE OF \$1,650 (INCL GST) PER BUILDING WILL BE  
ADDED TO EACH INVOICE

43



RELOCATABLE ACCOMMODATION - CIMC  
4 BEDROOM ACCOMMODATION GROUND LEVEL

BUILDING DIMENSIONS  
15.15m x 4.45m INCLUDING SERVICES FRAME CONTAINING  
HOT WATER SERVICES, AIR CONDITIONER UNITS & SWITCH  
GEAR.  
ALL BUILDINGS HAVE CATEGORY RATING TO SUIT AN A1  
REGION.

AIR CONDITIONING - DAIKIN INVERTER, HEAT PUMP  
OUTDOOR UNIT,  
MOD: RXS25KVMA. INDOOR UNIT, MOD: FTXS25KVMA  
HOT WATER SERVICE - RHEEM MPI-325 INTEGRATED HEAT  
PUMP, ELECTRIC, 325 LITRE,  
MOD: 55132505  
FRIDGE - HAIER 130 LITRE,  
MOD: HBF130W

EACH BEDROOM ALSO FEATURES: 100% BLOCK OUT BLINDS,  
CORDLESS KETTLE, KING SINGLE ENSEMBLE BED &  
MATTRESS, BEDSIDE 3 DRAWER MOBILE UNIT, FIXED SHELF  
UNIT, 2 DOOR LOCKABLE STORAGE CUPBOARD, DESK,  
BLACK MESH CHAIR, ENSUITE COMPRISING IMPERIAL WARE  
CERAMIC 4 STAR WATER RATING DUAL FLUSH TOILET, 2  
DOOR LOCKABLE CERAMIC VANITY, GLASS DOOR SHOWER,  
TILED ENSUITE FLOOR, ROOMS WIRED FOR VOICE & DATA, 4  
x DOUBLE POWER OUTLETS (10 AMP), 1 x SINGLE POWER  
OUTLET (10 AMP), HARD WIRED SMOKE DETECTOR.

(LOCATED 142 CHURCHILL ROAD NORTH, CAVAN)  
LOADING FEE OF \$1,650 (INCL GST) PER BUILDING WILL BE  
ADDED TO EACH INVOICE

LOT	QTY	DESCRIPTION	NOTE
-----	-----	-------------	------

44



RELOCATABLE ACCOMMODATION - CIMC  
4 BEDROOM ACCOMMODATION GROUND LEVEL

BUILDING DIMENSIONS  
15.15m x 4.45m INCLUDING SERVICES FRAME CONTAINING  
HOT WATER SERVICES, AIR CONDITIONER UNITS & SWITCH  
GEAR.  
ALL BUILDINGS HAVE CATEGORY RATING TO SUIT AN A1  
REGION.

AIR CONDITIONING - DAIKIN INVERTER, HEAT PUMP  
OUTDOOR UNIT,  
MOD: RXS25KVMA. INDOOR UNIT, MOD: FTXS25KVMA  
HOT WATER SERVICE - RHEEM MPI-325 INTEGRATED HEAT  
PUMP, ELECTRIC, 325 LITRE,  
MOD: 55132505  
FRIDGE - HAIER 130 LITRE,  
MOD: HBF130W

EACH BEDROOM ALSO FEATURES: 100% BLOCK OUT BLINDS,  
CORDLESS KETTLE, KING SINGLE ENSEMBLE BED &  
MATTRESS, BEDSIDE 3 DRAWER MOBILE UNIT, FIXED SHELF  
UNIT, 2 DOOR LOCKABLE STORAGE CUPBOARD, DESK,  
BLACK MESH CHAIR, ENSUITE COMPRISING IMPERIAL WARE  
CERAMIC 4 STAR WATER RATING DUAL FLUSH TOILET, 2  
DOOR LOCKABLE CERAMIC VANITY, GLASS DOOR SHOWER,  
TILED ENSUITE FLOOR, ROOMS WIRED FOR VOICE & DATA, 4  
x DOUBLE POWER OUTLETS (10 AMP), 1 x SINGLE POWER  
OUTLET (10 AMP), HARD WIRED SMOKE DETECTOR.

(LOCATED 142 CHURCHILL ROAD NORTH, CAVAN)  
LOADING FEE OF \$1,650 (INCL GST) PER BUILDING WILL BE  
ADDED TO EACH INVOICE

45



RELOCATABLE ACCOMMODATION - CIMC  
4 BEDROOM ACCOMMODATION GROUND LEVEL

BUILDING DIMENSIONS  
15.15m x 4.45m INCLUDING SERVICES FRAME CONTAINING  
HOT WATER SERVICES, AIR CONDITIONER UNITS & SWITCH  
GEAR.  
ALL BUILDINGS HAVE CATEGORY RATING TO SUIT AN A1  
REGION.

AIR CONDITIONING - DAIKIN INVERTER, HEAT PUMP  
OUTDOOR UNIT,  
MOD: RXS25KVMA. INDOOR UNIT, MOD: FTXS25KVMA  
HOT WATER SERVICE - RHEEM MPI-325 INTEGRATED HEAT  
PUMP, ELECTRIC, 325 LITRE,  
MOD: 55132505  
FRIDGE - HAIER 130 LITRE,  
MOD: HBF130W

EACH BEDROOM ALSO FEATURES: 100% BLOCK OUT BLINDS,  
CORDLESS KETTLE, KING SINGLE ENSEMBLE BED &  
MATTRESS, BEDSIDE 3 DRAWER MOBILE UNIT, FIXED SHELF  
UNIT, 2 DOOR LOCKABLE STORAGE CUPBOARD, DESK,  
BLACK MESH CHAIR, ENSUITE COMPRISING IMPERIAL WARE  
CERAMIC 4 STAR WATER RATING DUAL FLUSH TOILET, 2  
DOOR LOCKABLE CERAMIC VANITY, GLASS DOOR SHOWER,  
TILED ENSUITE FLOOR, ROOMS WIRED FOR VOICE & DATA, 4  
x DOUBLE POWER OUTLETS (10 AMP), 1 x SINGLE POWER  
OUTLET (10 AMP), HARD WIRED SMOKE DETECTOR.

(LOCATED 142 CHURCHILL ROAD NORTH, CAVAN)  
LOADING FEE OF \$1,650 (INCL GST) PER BUILDING WILL BE  
ADDED TO EACH INVOICE

LOT	QTY	DESCRIPTION	NOTE
-----	-----	-------------	------

46



RELOCATABLE ACCOMMODATION - CIMC  
4 BEDROOM ACCOMMODATION GROUND LEVEL

BUILDING DIMENSIONS  
15.15m x 4.45m INCLUDING SERVICES FRAME CONTAINING  
HOT WATER SERVICES, AIR CONDITIONER UNITS & SWITCH  
GEAR.  
ALL BUILDINGS HAVE CATEGORY RATING TO SUIT AN A1  
REGION.

AIR CONDITIONING - DAIKIN INVERTER, HEAT PUMP  
OUTDOOR UNIT,  
MOD: RXS25KVMA. INDOOR UNIT, MOD: FTXS25KVMA  
HOT WATER SERVICE - RHEEM MPI-325 INTEGRATED HEAT  
PUMP, ELECTRIC, 325 LITRE,  
MOD: 55132505  
FRIDGE - HAIER 130 LITRE,  
MOD: HBF130W

EACH BEDROOM ALSO FEATURES: 100% BLOCK OUT BLINDS,  
CORDLESS KETTLE, KING SINGLE ENSEMBLE BED &  
MATTRESS, BEDSIDE 3 DRAWER MOBILE UNIT, FIXED SHELF  
UNIT, 2 DOOR LOCKABLE STORAGE CUPBOARD, DESK,  
BLACK MESH CHAIR, ENSUITE COMPRISING IMPERIAL WARE  
CERAMIC 4 STAR WATER RATING DUAL FLUSH TOILET, 2  
DOOR LOCKABLE CERAMIC VANITY, GLASS DOOR SHOWER,  
TILED ENSUITE FLOOR, ROOMS WIRED FOR VOICE & DATA, 4  
x DOUBLE POWER OUTLETS (10 AMP), 1 x SINGLE POWER  
OUTLET (10 AMP), HARD WIRED SMOKE DETECTOR.

(LOCATED 142 CHURCHILL ROAD NORTH, CAVAN)  
LOADING FEE OF \$1,650 (INCL GST) PER BUILDING WILL BE  
ADDED TO EACH INVOICE

47



RELOCATABLE ACCOMMODATION - CIMC  
4 BEDROOM ACCOMMODATION GROUND LEVEL

BUILDING DIMENSIONS  
15.15m x 4.45m INCLUDING SERVICES FRAME CONTAINING  
HOT WATER SERVICES, AIR CONDITIONER UNITS & SWITCH  
GEAR.  
ALL BUILDINGS HAVE CATEGORY RATING TO SUIT AN A1  
REGION.

AIR CONDITIONING - DAIKIN INVERTER, HEAT PUMP  
OUTDOOR UNIT,  
MOD: RXS25KVMA. INDOOR UNIT, MOD: FTXS25KVMA  
HOT WATER SERVICE - RHEEM MPI-325 INTEGRATED HEAT  
PUMP, ELECTRIC, 325 LITRE,  
MOD: 55132505  
FRIDGE - HAIER 130 LITRE,  
MOD: HBF130W

EACH BEDROOM ALSO FEATURES: 100% BLOCK OUT BLINDS,  
CORDLESS KETTLE, KING SINGLE ENSEMBLE BED &  
MATTRESS, BEDSIDE 3 DRAWER MOBILE UNIT, FIXED SHELF  
UNIT, 2 DOOR LOCKABLE STORAGE CUPBOARD, DESK,  
BLACK MESH CHAIR, ENSUITE COMPRISING IMPERIAL WARE  
CERAMIC 4 STAR WATER RATING DUAL FLUSH TOILET, 2  
DOOR LOCKABLE CERAMIC VANITY, GLASS DOOR SHOWER,  
TILED ENSUITE FLOOR, ROOMS WIRED FOR VOICE & DATA, 4  
x DOUBLE POWER OUTLETS (10 AMP), 1 x SINGLE POWER  
OUTLET (10 AMP), HARD WIRED SMOKE DETECTOR.

(LOCATED 142 CHURCHILL ROAD NORTH, CAVAN)  
LOADING FEE OF \$1,650 (INCL GST) PER BUILDING WILL BE  
ADDED TO EACH INVOICE



LOT	QTY	DESCRIPTION	NOTE
-----	-----	-------------	------

48



RELOCATABLE ACCOMMODATION - CIMC  
4 BEDROOM ACCOMMODATION GROUND LEVEL

BUILDING DIMENSIONS  
15.15m x 4.45m INCLUDING SERVICES FRAME CONTAINING  
HOT WATER SERVICES, AIR CONDITIONER UNITS & SWITCH  
GEAR.  
ALL BUILDINGS HAVE CATEGORY RATING TO SUIT AN A1  
REGION.

AIR CONDITIONING - DAIKIN INVERTER, HEAT PUMP  
OUTDOOR UNIT,  
MOD: RXS25KVMA. INDOOR UNIT, MOD: FTXS25KVMA  
HOT WATER SERVICE - RHEEM MPI-325 INTEGRATED HEAT  
PUMP, ELECTRIC, 325 LITRE,  
MOD: 55132505  
FRIDGE - HAIER 130 LITRE,  
MOD: HBF130W

EACH BEDROOM ALSO FEATURES: 100% BLOCK OUT BLINDS,  
CORDLESS KETTLE, KING SINGLE ENSEMBLE BED &  
MATTRESS, BEDSIDE 3 DRAWER MOBILE UNIT, FIXED SHELF  
UNIT, 2 DOOR LOCKABLE STORAGE CUPBOARD, DESK,  
BLACK MESH CHAIR, ENSUITE COMPRISING IMPERIAL WARE  
CERAMIC 4 STAR WATER RATING DUAL FLUSH TOILET, 2  
DOOR LOCKABLE CERAMIC VANITY, GLASS DOOR SHOWER,  
TILED ENSUITE FLOOR, ROOMS WIRED FOR VOICE & DATA, 4  
x DOUBLE POWER OUTLETS (10 AMP), 1 x SINGLE POWER  
OUTLET (10 AMP), HARD WIRED SMOKE DETECTOR.

(LOCATED 142 CHURCHILL ROAD NORTH, CAVAN)  
LOADING FEE OF \$1,650 (INCL GST) PER BUILDING WILL BE  
ADDED TO EACH INVOICE

49



RELOCATABLE ACCOMMODATION - CIMC  
4 BEDROOM ACCOMMODATION GROUND LEVEL








BUILDING DIMENSIONS  
15.15m x 4.45m INCLUDING SERVICES FRAME CONTAINING  
HOT WATER SERVICES, AIR CONDITIONER UNITS & SWITCH  
GEAR.  
ALL BUILDINGS HAVE CATEGORY RATING TO SUIT AN A1  
REGION.








AIR CONDITIONING - DAIKIN INVERTER, HEAT PUMP  
OUTDOOR UNIT,  
MOD: RXS25KVMA. INDOOR UNIT, MOD: FTXS25KVMA  
HOT WATER SERVICE - RHEEM MPI-325 INTEGRATED HEAT  
PUMP, ELECTRIC, 325 LITRE,  
MOD: 55132505  
FRIDGE - HAIER 130 LITRE,  
MOD: HBF130W








EACH BEDROOM ALSO FEATURES: 100% BLOCK OUT BLINDS,  
CORDLESS KETTLE, KING SINGLE ENSEMBLE BED &  
MATTRESS, BEDSIDE 3 DRAWER MOBILE UNIT, FIXED SHELF  
UNIT, 2 DOOR LOCKABLE STORAGE CUPBOARD, DESK,  
BLACK MESH CHAIR, ENSUITE COMPRISING IMPERIAL WARE  
CERAMIC 4 STAR WATER RATING DUAL FLUSH TOILET, 2  
DOOR LOCKABLE CERAMIC VANITY, GLASS DOOR SHOWER,  
TILED ENSUITE FLOOR, ROOMS WIRED FOR VOICE & DATA, 4  
x DOUBLE POWER OUTLETS (10 AMP), 1 x SINGLE POWER  
OUTLET (10 AMP), HARD WIRED SMOKE DETECTOR.








(LOCATED 142 CHURCHILL ROAD NORTH, CAVAN)  
LOADING FEE OF \$1,650 (INCL GST) PER BUILDING WILL BE  
ADDED TO EACH INVOICE








**SALVAGE (BREAK BULK)**








LOT	QTY	DESCRIPTION	NOTE
50	 <b>NO IMAGE AVAILABLE</b>	2 x PALLETS OF FIBRE CEMENT SHEET	
51	 <b>NO IMAGE AVAILABLE</b>	STILLAGE OF FIBRE CEMENT SHEET, C43	
52	 <b>NO IMAGE AVAILABLE</b>	STILLAGE OF FIBRE CEMENT SHEET, A41	
53	 <b>NO IMAGE AVAILABLE</b>	STILLAGE OF FIBRE CEMENT SHEET, A40	
54	 <b>NO IMAGE AVAILABLE</b>	PALLET OF PERFORATED MESH SCREEN	
55	 <b>NO IMAGE AVAILABLE</b>	STILLAGE OF STAIRCASE FRAMES, B20	
56	 <b>NO IMAGE AVAILABLE</b>	2 x MESH GATE WALKWAY SECTIONS	








LOT	QTY	DESCRIPTION	NOTE
57	 <b>NO IMAGE AVAILABLE</b>	PALLET OF PERFORATED MESH SCREENS	
58	 <b>NO IMAGE AVAILABLE</b>	2 x PALLETS OF PERFORATED MESH SCREENS	
59	 <b>NO IMAGE AVAILABLE</b>	PACK OF GATE WALKWAY SECTIONS	
60	 <b>NO IMAGE AVAILABLE</b>	STILLAGE OF STEEL FRAMES, A29	
61	 <b>NO IMAGE AVAILABLE</b>	STILLAGE OF STEEL STAIRCASE FRAMES, A21	
62	 <b>NO IMAGE AVAILABLE</b>	2 x PACKS PERFORATED MESH SCREENS	
63	 <b>NO IMAGE AVAILABLE</b>	PACK OF GALVINISED IRON CLADDING	

LOT	QTY	DESCRIPTION	NOTE
64		PACK OF PERFORATED MESH SCREENS	
		 <b>NO IMAGE AVAILABLE</b>	
65		STILLAGE OF FIBRE CEMENT BOARDS, A39	
		 <b>NO IMAGE AVAILABLE</b>	
66		STILLAGE OF COLUMN BASE UPRIGHTS, C49	
		 <b>NO IMAGE AVAILABLE</b>	
67		STILLAGE OF STRUCTURAL BASE FRAMES, B31	
		 <b>NO IMAGE AVAILABLE</b>	
68		STILLAGE OF SIDE PANEL FRAMES, C26	
		 <b>NO IMAGE AVAILABLE</b>	
69		STILLAGE OF FENCE PANEL RAILS, A15	
		 <b>NO IMAGE AVAILABLE</b>	
70		STILLAGE OF COLUMN BASE UPRIGHTS, A47	
		 <b>NO IMAGE AVAILABLE</b>	








LOT	QTY	DESCRIPTION	NOTE
71	 <b>NO IMAGE AVAILABLE</b>	STILLAGE OF UPPER LEVEL WALKWAY FRAMES, C10	
72	 <b>NO IMAGE AVAILABLE</b>	STILLAGE OF GATE FRAMES / P/A DOORS, A30	
73	 <b>NO IMAGE AVAILABLE</b>	STILLAGE OF STRUCTURAL UPRIGHT END FRAMES, C35	
74	 <b>NO IMAGE AVAILABLE</b>	STILLAGE OF STRUCTURAL UPRIGHT FRAMES, A38	
75	 <b>NO IMAGE AVAILABLE</b>	STILLAGE OF STRUCTURAL UPRIGHT FRAMES, A28	
76	 <b>NO IMAGE AVAILABLE</b>	STILLAGE OF STRUCTURAL UPRIGHT FRAMES, C36	
77	 <b>NO IMAGE AVAILABLE</b>	PACK OF STRUCTURAL BASE END FRAMES, WA3	








LOT	QTY	DESCRIPTION	NOTE
78	 <b>NO IMAGE AVAILABLE</b>	PACK OF STRUCTURAL BASE END FRAMES, WAZ	
79	 <b>NO IMAGE AVAILABLE</b>	PACK OF ANGLE END PLATES	
80	 <b>NO IMAGE AVAILABLE</b>	STILLAGE OF FENCE PANELS, A16	
81	 <b>NO IMAGE AVAILABLE</b>	STILLAGE OF STAIRCASE RAILS, A19	
82	 <b>NO IMAGE AVAILABLE</b>	6 x RAILS, FLASHING & CORRUGATED ROOFING	
83	 <b>NO IMAGE AVAILABLE</b>	STILLAGE OF STRUCTURAL BASES, A13	
84	 <b>NO IMAGE AVAILABLE</b>	STILLAGE OF SCREEN PANEL FRAMES, A26	








LOT	QTY	DESCRIPTION	NOTE
85	 <b>NO IMAGE AVAILABLE</b>	STILLAGE OF SCREEN PANEL FRAMES, C22	
86	 <b>NO IMAGE AVAILABLE</b>	4 x PACKS ASSORTED STRUCTURAL FRAMES	
87	 <b>NO IMAGE AVAILABLE</b>	PACK OF FLASHING	
88	 <b>NO IMAGE AVAILABLE</b>	PACK OF FLASHING	
89	 <b>NO IMAGE AVAILABLE</b>	3 x PACKS OF CUP LOCK GALVINISED CLADDING	
90	 <b>NO IMAGE AVAILABLE</b>	2 x PACKS OF GALVANISED GRATING WALKWAYS	
91	 <b>NO IMAGE AVAILABLE</b>	3 x RACKS OF GALVINISED GRATING WALKWAYS & PERFORATED	








LOT	QTY	DESCRIPTION	NOTE
92	 <b>NO IMAGE AVAILABLE</b>	STILLAGE OF GALVINISED STAIRCASE STEPS, A37	
93	 <b>NO IMAGE AVAILABLE</b>	2 x RACKS OF ASSORTED CLADDING & FLASHING	
94	 <b>NO IMAGE AVAILABLE</b>	RACK OF STRUCTURAL ANGLE BRACKETS	
95	 <b>NO IMAGE AVAILABLE</b>	RACK OF STRUCTURAL ANGLE BRACKETS	
96	 <b>NO IMAGE AVAILABLE</b>	RACK OF CLADDING & FLASHINGS	
97	 <b>NO IMAGE AVAILABLE</b>	RACK OF GALVINISED STAIRCASE STEPS, WG-SP	
98	 <b>NO IMAGE AVAILABLE</b>	2 x PACKS OF STRUCTURAL STEEL BRACKETS	



LOT	QTY	DESCRIPTION	NOTE
99	 <b>NO IMAGE AVAILABLE</b>	STILLAGE OF STRUCTURAL UPPER LEVEL BASE FRAMES, C01	
100	 <b>NO IMAGE AVAILABLE</b>	2 x STILLAGES OF STRUCTURAL UPPER LEVEL BASE FRAMES	
101	 <b>NO IMAGE AVAILABLE</b>	STILLAGE OF UPRIGHT COLUMNS, A50	
102	 <b>NO IMAGE AVAILABLE</b>	STILLAGE OF UPPER LEVEL BASE FRAMES	
103	 <b>NO IMAGE AVAILABLE</b>	STILLAGE OF FENCE RAIL END SECTIONS, A18	
104	 <b>NO IMAGE AVAILABLE</b>	STILLAGE OF FENCE RAIL SECTIONS, A17	
105	 <b>NO IMAGE AVAILABLE</b>	STILLAGE OF BUILDING SECTION DIVIDERS, B33	

LOT	QTY	DESCRIPTION	NOTE
106		STILLAGE OF BUILDING SECTION DIVIDERS, B34	
		 <b>NO IMAGE AVAILABLE</b>	
107		STILLAGE OF BASE FRAMES, A09	
		 <b>NO IMAGE AVAILABLE</b>	
108		STILLAGE OF UPPER LEVEL COLUMNS, A48	
		 <b>NO IMAGE AVAILABLE</b>	
109		2 x LAUNDRY CHUTE FRAMES	
		 <b>NO IMAGE AVAILABLE</b>	
110		2 x LAUNDRY CHUTE FRAMES, C55	
		 <b>NO IMAGE AVAILABLE</b>	
111		LAUNDRY CHUTE FRAME	
		 <b>NO IMAGE AVAILABLE</b>	
112		STILLAGE OF BASE FRAMES, C02	
		 <b>NO IMAGE AVAILABLE</b>	

LOT	QTY	DESCRIPTION	NOTE
113		FULL STILLAGE OF BASE FRAMES, C03	
		 <p data-bbox="272 300 475 344"><b>NO IMAGE AVAILABLE</b></p>	
114		FULL STILLAGE OF BASE FRAMES, C12	
		 <p data-bbox="272 562 475 607"><b>NO IMAGE AVAILABLE</b></p>	
115		PART STILLAGE OF BASE FRAMES, C05	
		 <p data-bbox="272 822 475 866"><b>NO IMAGE AVAILABLE</b></p>	
116		STILLAGE OF UPRIGHT COLUMNS, A46	
		 <p data-bbox="272 1081 475 1126"><b>NO IMAGE AVAILABLE</b></p>	
117		PALLET OF HARDWARE, FASTENERS, SUIT FRAMING	
		 <p data-bbox="272 1341 475 1386"><b>NO IMAGE AVAILABLE</b></p>	
118		PALLET OF HARDWARE, FASTENERS, SUIT FRAMING	
		 <p data-bbox="272 1601 475 1646"><b>NO IMAGE AVAILABLE</b></p>	
119		PALLET OF HARDWARE, FASTENERS, SUIT FRAMING	
		 <p data-bbox="272 1861 475 1906"><b>NO IMAGE AVAILABLE</b></p>	

LOT	QTY	DESCRIPTION	NOTE
120	 <b>NO IMAGE AVAILABLE</b>	PALLET OF HARDWARE, FASTENERS, SUIT FRAMING	
121	 <b>NO IMAGE AVAILABLE</b>	PALLET OF HARDWARE, FASTENERS, SUIT FRAMING	
122	 <b>NO IMAGE AVAILABLE</b>	PALLET OF HARDWARE, FASTENERS, SUIT FRAMING	
123	 <b>NO IMAGE AVAILABLE</b>	PALLET OF HARDWARE, FASTENERS, SUIT FRAMING	
124	 <b>NO IMAGE AVAILABLE</b>	PALLET OF HARDWARE, FASTENERS, SUIT FRAMING	
125	 <b>NO IMAGE AVAILABLE</b>	PALLET OF SEALING FOAM SUIT CORRUGATED & SPANDECK SHEET, SEALING TAPE & RUBBER SPACERS	
126	 <b>NO IMAGE AVAILABLE</b>	PALLET OF OF STAINLESS STEEL LANDRY SHOOT DOORS	