



















LOT	QTY	DESCRIPTION	NOTE
-----	-----	-------------	------






(LOCATED - BALLERA, QUEENSLAND)






- | | | | |
|---|---|---|--|
| 1 |  <p>NO IMAGE AVAILABLE</p> | <p>CUMMINS POWER GENERATION SILENCED CASE GENSET
 MOD: C400D5
 S/NO: A14K6277858
 DOM: 2014
 MAST: 5,698kg
 GENERATOR STAMFORD
 400KVA @ 1500RPM CONTINUOUS DUTY
 320KW
 415V
 50HZ
 SOUND LEVEL 68 DB @ 15m
 HOURS: 500-900 EST
 POWERED BY CUMMINS 6 CYLINDER TURBO DIESEL, WATER
 COOLED PLC CONTROLLER, SUB BELLY FUEL TANK
 (LOCATED - BALLERA, QUEENSLAND)
 (SET 3)</p> | |
| 2 |  <p>NO IMAGE AVAILABLE</p> | <p>CUMMINS POWER GENERATION SILENCED CASE GENSET
 MOD: C400D5
 S/NO: A14K627760
 DOM: 2014
 MAST: 5,698kg
 GENERATOR STAMFORD
 400KVA @ 1500RPM CONTINUOUS DUTY
 320KW
 415V
 50HZ
 SOUND LEVEL 68 DB @ 15m
 HOURS: 1,500 EST
 POWERED BY CUMMINS 6 CYLINDER TURBO DIESEL, WATER
 COOLED PLC CONTROLLER, SUB BELLY FUEL TANK
 (LOCATED - BALLERA, QUEENSLAND)
 (SET 4)</p> | |
| 3 |  <p>NO IMAGE AVAILABLE</p> | <p>PACKAGED GENSET, CATERPILLAR
 GENERATOR SR4
 260KVA PRIME POWER @ 1500RPM-50HZ
 210KW
 415V
 DOM: 1984
 POWERED BY 6 CYLINDER CATERPILLAR DIESEL
 SELF CONTAINED CABIN, BELLY FUEL TANK ON SKID BASE
 (LOCATED - BALLERA, QUEENSLAND)
 (S02)</p> | |
| 4 | | <p>PACKAGED GENSET, CATERPILLAR
 GENERATOR SR4
 260KVA PRIME POWER @ 1500RPM-50HZ
 210KW
 415V
 DOM: 1984
 POWERED BY 6 CYLINDER CATERPILLAR DIESEL
 SELF CONTAINED CABIN, BELLY FUEL TANK ON SKID BASE
 (LOCATED - BALLERA, QUEENSLAND)</p> | |








LOT	QTY	DESCRIPTION	NOTE
5	 NO IMAGE AVAILABLE	RELOCATABLE SEWERAGE TREATMENT PLANT OZZI KLEEN CYCLIC AERATION BIOLOGICAL TREATMENT PROCESS PLANT DOM: 2008 10,000 LTR PROCESSING PER DAY, COMPRISING CONCRETE RAW SEWERAGE INFLOW TANK 2 x 15 BANK INLET MANIFOLDS ISO COMPLIANT 20ft STEEL SHIPPING CONTAINER ROOF MOUNT INLET SCREEN WITH HAND RAIL & ACCESS STEPS MAIN PROCESS TANK, HOUSED IN CONTAINER PLC VARIABLE LED PROCESS SWITCHGEAR 2 x AERATOR PUMPS 4 x SLUDGE/PRESSURE PUMPS (LOCATED - BALLERA, QUEENSLAND)	
5a	 NO IMAGE AVAILABLE	GALVANISED ACCESS PLATFORM 2,500mm (H) 1800 X 2100mm APPROX WITH HAND RAIL BOLTED FRAME (LOCATED - BALLERA, QUEENSLAND)	
(LOCATED - MOOMBA, S.A.)			
6	 NO IMAGE AVAILABLE	CUMMINS POWER GENERATION SILENCED CASE GENSET MOD: C400D5 S/NO: L13K603802 DOM: 2013 MASS: 5,698kg GENERATOR STAMFORD 400KVA 320KW 415V 50HZ SOUND LEVEL 68 DB @ 15m HOURS: 1,500 EST POWERED BY CUMMINS 6 CYLINDER TURBO DIESEL, WATER COOLED PCC2100 CONTROLLER, SUB BELLY FUEL TANK DIMENSIONS: 5100 (L) x 1500 (W) x 1800mm (H) (LOCATED - MOOMBA, S.A.) (SET 1)	
7	 NO IMAGE AVAILABLE	CUMMINS POWER GENERATION SILENCED CASE GENSET MOD: C400D5 S/NO: L13K603801 DOM: 2013 MASS: 5,698kg GENERATOR STAMFORD 400KVA 320KW 415V 50HZ SOUND LEVEL 68 DB @ 15m HOURS: 1,500 EST POWERED BY CUMMINS 6 CYLINDER TURBO DIESEL, WATER COOLED PCC2100 CONTROLLER, SUB BELLY FUEL TANK DIMENSIONS: 5100 (L) x 1500 (W) x 1800mm (H) (LOCATED - MOOMBA, S.A.) (SET 2)	

LOT	QTY	DESCRIPTION	NOTE
8		 <p>TRANSTANK CONTAINERISED DIESEL FUEL STORAGE & DISTRIBUTION CAPACITY: 68,800 LITRE DOM: 2011 MASS: 14,050kg TANK ONLY DIMENSIONS: 12200 (L) x 2440 (W) x 2900mm (H) WITH COMPAC INDUSTRIES KEYPAD CARD SWIPE FILL SYSTEM MOD: DCA DOM: 2013 METERED BOWSER SYSTEM (LOCATED - MOOMBA, S.A.)</p>	
9		 <p>TRANSTANK CONTAINERISED DIESEL FUEL CELL ON SKID BASE (ROLL OFF), WITH CONTAINER LOCKS ID NO: FABI-0000183 CAPACITY: 60,000 LITRE S/F 57,005 LITRE DOM: 2010 S/NO: PST600013 MASS: 14,270kg, TANK ONLY DIMENSIONS: 12200 (L) x 2440 (W) x 2900mm (H) METERED FILL STATION, LOCKABLE (LOCATED - MOOMBA, S.A.)</p>	
10		 <p>REFRIGERATED SHIPPING CONTAINER, 20' NO: 566675-9 CARRIER FRIDGE PLANT, R134A MANFAC NO: 6DDJEC1C1350 415V INPUT POWER, PLC CONTROLLER (LOCATED - MOOMBA, S.A.)</p>	
11		 <p>REFRIGERATED SHIPPING CONTAINER, 20' NO: 568094-5 GATEWAY CARRIER FRIDGE PLANT, R134A 415V INPUT POWER, PLC CONTROLLER (LOCATED - MOOMBA, S.A.)</p>	
(LOCATED - MOOMBA CAMPSITE 30A)			
12		 <p>AUSCO COMS ROOM, 6x3m, OPEN PLAN OFFICE COLOURBOND CLADDING, SINGLE ENTRANCE 2 x WINDOWS 1 x REAR MOUNT WALL A/C, POWER/LIGHTING (LOCATED - MOOMBA CAMPSITE 30A) (A/N 1183)</p>	
13		 <p>EMAC LAUNDRY/ABLUTION BLOCK 12 x 3 x 3.1m (H) 6m ABLUTION /SHOWER AREA URINAL, 3 X CUBICLES, 3 x STAINLESS STEEL BASINS 4 x MODULAR SHOWER ENCLOSURES 315 LITRE RHEEM ELECTRIC HOT WATER SERVICE 1.5m ELECTRICAL SWITCH ROOM/STORE 4.5m LAUNDRY AREA, 3 x STAINLESS STEEL WASH BASINS & PLUMBING (LOCATED - MOOMBA CAMPSITE 30A) (A/N 1173)</p>	




LOT	QTY	DESCRIPTION	NOTE
14		 <p>AUSCO 2 BEDROOM ACCOMMODATION WITH INDIVIDUAL ENSUITE BATHROOMS OUTSIDE OVERALL DIM: 8400 (L) x 3000 (W) x 2850mm (H) SINGLE LIVING AREA: 2750 (L) x 2850 (W) ENSUITE: 1260 (L) x 2850mm (W) WITH EXTERNAL CUTOOUT FOR HOT WATER SERVICE COMPLETE WITH 2 x DAIKEN SPLIT SYSTEM A/C'S 2 x CTV'S, 2 x BAR FRIDGES & CUPBOARDS 80 LITRE ELECTRIC HOT WATER SERVICE (LOCATED - MOOMBA CAMPSITE 30A) (A/N 1185)</p>	
15		 <p>AUSCO 2 BEDROOM ACCOMMODATION WITH INDIVIDUAL ENSUITE BATHROOMS OUTSIDE OVERALL DIM: 8400 (L) x 3000 (W) x 2850mm (H) SINGLE LIVING AREA: 2750 (L) x 2850 (W) ENSUITE: 1260 (L) x 2850mm (W) WITH EXTERNAL CUTOOUT FOR HOT WATER SERVICE COMPLETE WITH 2 x CTV'S, 2 x BAR FRIDGES & CUPBOARDS 80 LITRE ELECTRIC HOT WATER SERVICE (LOCATED - MOOMBA CAMPSITE 30A) (A/N 1184)</p>	
(LOCATED - MOOMBA CAMPSITE 29A)			
16		 <p>AUSCO 2 BEDROOM ACCOMMODATION WITH INDIVIDUAL ENSUITE BATHROOMS OUTSIDE OVERALL DIM: 8400 (L) x 3000 (W) x 2850mm (H) SINGLE LIVING AREA: 2750 (L) x 2850 (W) ENSUITE: 1260 (L) x 2850mm (W) WITH EXTERNAL CUTOOUT FOR HOT WATER SERVICE COMPLETE WITH 1 x CTV, 2 x BAR FRIDGES & CABINETS STEEL FRAME ACCESS PLATFORM (LOCATED - MOOMBA CAMPSITE 29A) (A/N 1176)</p>	
17		 <p>AUSCO 2 BEDROOM ACCOMMODATION WITH INDIVIDUAL ENSUITE BATHROOMS OUTSIDE OVERALL DIM: 8400 (L) x 3000 (W) x 2850mm (H) SINGLE LIVING AREA: 2750 (L) x 2850 (W) ENSUITE: 1260 (L) x 2850mm (W) WITH EXTERNAL CUTOOUT FOR HOT WATER SERVICE COMPLETE WITH 2 x DAIKEN SPLIT SYSTEM A/C'S 2 x CTV'S, 2 x BAR FRIDGES & CUPBOARDS (LOCATED - MOOMBA CAMPSITE 29A) (A/N 1164)</p>	
18		 <p>CAMPAC 2 BEDROOM ACCOMMODATION WITH SHARED SINGLE ENSUITE BATHROOM OUTSIDE OVERALL DIM: 7220 (L) x 3000 (w) x 2850mm (H) SINGLE LIVING AREA: 2520 (L) x 2840mm (W) SHARED ENSUITE: 1940 (L) x 1880mm (W) ENTRANCE WALKWAY: 900 (L) x 1880mm (W) HOT WATER SERVICE LOCATED IN ENSUITE COMPLETE WITH 1 x DAIKEN SPILT SYSTEM A/C 2 x CTV'S, 2 x BAR FRIDGES & CABINETS 1 x 80 LITRE ELECTRIC HWS (LOCATED - MOOMBA CAMPSITE 29A) (A/N 1165)</p>	







LOT	QTY	DESCRIPTION	NOTE
19	 NO IMAGE AVAILABLE	CAMPAC 2 BEDROOM ACCOMMODATION WITH SHARED SINGLE ENSUITE BATHROOM OUTSIDE OVERALL DIM: 7220 (L) x 3000 (w) x 2850mm (H) SINGLE LIVING AREA: 2520 (L) x 2840mm (W) SHARED ENSUITE: 1940 (L) x 1880mm (W) ENTRANCE WALKWAY: 900 (L) x 1880mm (W) HOT WATER SERVICE LOCATED IN ENSUITE COMPLETE WITH 2 x CTV'S, 1 x BAR FRIDGE & CABINETS 1 x 80 LITRE ELECTRIC HWS (LOCATED - MOOMBA CAMPSITE 29A) (A/N 1166)	
20	 NO IMAGE AVAILABLE	CAMPAC 2 BEDROOM ACCOMMODATION WITH SHARED SINGLE ENSUITE BATHROOM OUTSIDE OVERALL DIM: 7220 (L) x 3000 (w) x 2850mm (H) SINGLE LIVING AREA: 2520 (L) x 2840mm (W) SHARED ENSUITE: 1940 (L) x 1880mm (W) ENTRANCE WALKWAY: 900 (L) x 1880mm (W) HOT WATER SERVICE LOCATED IN ENSUITE COMPLETE WITH 2 x DAIKEN SPILT SYSTEM A/C'S 2 x CTV'S, 2 x BAR FRIDGES & CABINETS 1 x 80 LITRE ELECTRIC HWS (LOCATED - MOOMBA CAMPSITE 29A) (A/N 1177)	
21	 NO IMAGE AVAILABLE	CAMPAC 2 BEDROOM ACCOMMODATION WITH SHARED SINGLE ENSUITE BATHROOM OUTSIDE OVERALL DIM: 7220 (L) x 3000 (w) x 2850mm (H) SINGLE LIVING AREA: 2520 (L) x 2840mm (W) SHARED ENSUITE: 1940 (L) x 1880mm (W) ENTRANCE WALKWAY: 900 (L) x 1880mm (W) HOT WATER SERVICE LOCATED IN ENSUITE COMPLETE WITH 1 x DAIKEN SPILT SYSTEM A/C 2 x CTV'S, 2 x BAR FRIDGES & CABINETS 1 x 80 LITRE ELECTRIC HWS (LOCATED - MOOMBA CAMPSITE 29A) (A/N 1178)	
22	 NO IMAGE AVAILABLE	CAMPAC 2 BEDROOM ACCOMMODATION WITH SHARED SINGLE ENSUITE BATHROOM OUTSIDE OVERALL DIM: 7220 (L) x 3000 (w) x 2850mm (H) SINGLE LIVING AREA: 2520 (L) x 2840mm (W) SHARED ENSUITE: 1940 (L) x 1880mm (W) ENTRANCE WALKWAY: 900 (L) x 1880mm (W) HOT WATER SERVICE LOCATED IN ENSUITE COMPLETE WITH 2 x DAIKEN SPILT SYSTEM A/C'S 2 x CTV'S, 2 x BAR FRIDGES & CABINETS 1 x 80 LITRE ELECTRIC HWS (LOCATED - MOOMBA CAMPSITE 29A) (A/N 1180)	
23	 NO IMAGE AVAILABLE	CAMPAC 2 BEDROOM ACCOMMODATION WITH SHARED SINGLE ENSUITE BATHROOM OUTSIDE OVERALL DIM: 7220 (L) x 3000 (w) x 2850mm (H) SINGLE LIVING AREA: 2520 (L) x 2840mm (W) SHARED ENSUITE: 1940 (L) x 1880mm (W) ENTRANCE WALKWAY: 900 (L) x 1880mm (W) HOT WATER SERVICE LOCATED IN ENSUITE COMPLETE WITH 2 x DAIKEN SPILT SYSTEM A/C'S 2 x CTV'S, 2 x BAR FRIDGES & CABINETS 1 x 80 LITRE ELECTRIC HWS (LOCATED - MOOMBA CAMPSITE 29A) (A/N 1179)	

LOT	QTY	DESCRIPTION	NOTE
24	 NO IMAGE AVAILABLE	CAMPAC 2 BEDROOM ACCOMMODATION WITH SHARED SINGLE ENSUITE BATHROOM OUTSIDE OVERALL DIM: 7220 (L) x 3000 (w) x 2850mm (H) SINGLE LIVING AREA: 2520 (L) x 2840mm (W) SHARED ENSUITE: 1940 (L) x 1880mm (W) ENTRANCE WALKWAY: 900 (L) x 1880mm (W) HOT WATER SERVICE LOCATED IN ENSUITE COMPLETE WITH 2 x DAIKEN SPILT SYSTEM A/C'S 2 x CTV'S, 2 x BAR FRIDGES & CABINETS 1 x 80 LITRE ELECTRIC HWS (LOCATED - MOOMBA CAMPSITE 29A) (A/N 1181)	
25	 NO IMAGE AVAILABLE	CAMPAC 2 BEDROOM ACCOMMODATION WITH SHARED SINGLE ENSUITE BATHROOM OUTSIDE OVERALL DIM: 7220 (L) x 3000 (w) x 2850mm (H) SINGLE LIVING AREA: 2520 (L) x 2840mm (W) SHARED ENSUITE: 1940 (L) x 1880mm (W) ENTRANCE WALKWAY: 900 (L) x 1880mm (W) HOT WATER SERVICE LOCATED IN ENSUITE COMPLETE WITH 1 x DAIKEN SPILT SYSTEM A/C 2 x CTV'S, 2 x BAR FRIDGES & CABINETS 1 x 80 LITRE ELECTRIC HWS (LOCATED - MOOMBA CAMPSITE 29A) (A/N 1182)	
26	 NO IMAGE AVAILABLE	CAMPAC 2 BEDROOM ACCOMMODATION WITH SHARED SINGLE ENSUITE BATHROOM OUTSIDE OVERALL DIM: 7220 (L) x 3000 (w) x 2850mm (H) SINGLE LIVING AREA: 2520 (L) x 2840mm (W) SHARED ENSUITE: 1940 (L) x 1880mm (W) ENTRANCE WALKWAY: 900 (L) x 1880mm (W) HOT WATER SERVICE LOCATED IN ENSUITE COMPLETE WITH 2 x DAIKEN SPILT SYSTEM A/C'S 2 x CTV'S, 2 x BAR FRIDGES & CABINETS 1 x 80 LITRE ELECTRIC HWS (LOCATED - MOOMBA CAMPSITE 29A) (A/N 1175)	
27	 NO IMAGE AVAILABLE	CAMPAC 2 BEDROOM ACCOMMODATION WITH SHARED SINGLE ENSUITE BATHROOM OUTSIDE OVERALL DIM: 7220 (L) x 3000 (w) x 2850mm (H) SINGLE LIVING AREA: 2520 (L) x 2840mm (W) SHARED ENSUITE: 1940 (L) x 1880mm (W) ENTRANCE WALKWAY: 900 (L) x 1880mm (W) HOT WATER SERVICE LOCATED IN ENSUITE COMPLETE WITH 2 x DAIKEN SPILT SYSTEM A/C'S 2 x CTV'S, 2 x BAR FRIDGES & CABINETS 1 x 80 LITRE ELECTRIC HWS (LOCATED - MOOMBA CAMPSITE 29A) (A/N 1174)	
(LOCATED - MOOMA COMMERCIAL LAUNDRY)			
28	 NO IMAGE AVAILABLE	COMMERCIAL DRYER A#637405 PRIMUS PLC CONTROLLER MOD: PA075NRMJ2G1W02 NATURAL GAS INPUT 174.1MJ/HR @37.3MJ/COM DIMENSIONS: 1920 (H) x 980 (W) x 1140mm (D) (LOCATED - MOOMA COMMERCIAL LAUNDRY)	

LOT	QTY	DESCRIPTION	NOTE
29		 <p>COMMERCIAL DRYER A#637406 HUEBSCH PLC CONTROLLER MOD: HAD50NRMJ2G1W01 NATURAL GAS INPUT 120.6MJ/HR @37.3MJ/COM DIMENSIONS: 1920 (H) x 980 (W) x 1140mm (D) (LOCATED - MOOMA COMMERCIAL LAUNDRY)</p>	
30		 <p>COMMERCIAL DRYER A#637407 HUEBSCH PLC CONTROLLER MOD: HAD50NRMJ2G1W01 NATURAL GAS INPUT 120.6MJ/HR @37.3MJ/COM DIMENSIONS: 1920 (H) x 980 (W) x 1140mm (D) (LOCATED - MOOMA COMMERCIAL LAUNDRY)</p>	
31		 <p>COMMERCIAL DRYER A#637408 HUEBSCH PLC CONTROLLER MOD: HAD50NRMJ2G1W01 NATURAL GAS INPUT 120.6MJ/HR @37.3MJ/COM DIMENSIONS: 1920 (H) x 980 (W) x 1140mm (D) (LOCATED - MOOMA COMMERCIAL LAUNDRY)</p>	
32		 <p>COMMERCIAL DRYER A#637409 HUEBSCH PLC CONTROLLER MOD: HAD50NRMJ2G1W01 NATURAL GAS INPUT 120.6MJ/HR @37.3MJ/COM DIMENSIONS: 1920 (H) x 980 (W) x 1140mm (D) (LOCATED - MOOMA COMMERCIAL LAUNDRY)</p>	
33		 <p>COMMERCIAL DRYER A#637410 HUEBSCH PLC CONTROLLER MOD: HAD50NRMJ2G1W01 NATURAL GAS INPUT 120.6MJ/HR @37.3MJ/COM DIMENSIONS: 1920 (H) x 980 (W) x 1140mm (D) (LOCATED - MOOMA COMMERCIAL LAUNDRY)</p>	
34		 <p>COMMERCIAL DRYER A#637412 HUEBSCH PLC CONTROLLER MOD: HAD50NRMJ2G1W01 NATURAL GAS INPUT 120.6MJ/HR @37.3MJ/COM DIMENSIONS: 1920 (H) x 980 (W) x 1140mm (D) (LOCATED - MOOMA COMMERCIAL LAUNDRY)</p>	
35		 <p>COMMERCIAL DRYER A#637413 PRIMUS DRY STAR DOM: 2000 MOD: JTB75CQ 240V IGNITER NATURAL GAS INPUT 174MJ/HR @2.74MJ/COM DIMENSIONS: 1920 (H) x 980 (W) x 1140mm (D) (LOCATED - MOOMA COMMERCIAL LAUNDRY)</p>	

(LOCATED - MGS AUCTION ROOMS, 370 TORRENS RD, KILKENNY SA)

LOT	QTY	DESCRIPTION	NOTE
36	 <p data-bbox="272 300 475 344">NO IMAGE AVAILABLE</p>	<p data-bbox="488 147 999 170">POWER TRANSFORMER (NEW), TYREE</p> <p data-bbox="488 174 687 197">ID: 7500-TF-042</p> <p data-bbox="488 201 587 224">500KVA</p> <p data-bbox="488 228 603 250">3 PHASE</p> <p data-bbox="488 255 820 277">PRIMARY VOLTAGE 11KV</p> <p data-bbox="488 282 1090 304">SECONDARY VOLTAGE RATED NO LOAD 433V</p> <p data-bbox="488 309 799 331">VECTOR GROUP DYN11</p> <p data-bbox="488 336 895 358">LOW VOLTAGE SWITCH PANEL</p> <p data-bbox="488 362 699 385">S/NO: 4500-0056</p> <p data-bbox="488 389 842 412">RATED CURRENT 1000AMP</p> <p data-bbox="488 416 555 439">50HZ</p> <p data-bbox="488 443 783 465">RATED VOLTAGE 433V</p> <p data-bbox="488 470 836 492">IN CASE BODY SKID BASE</p> <p data-bbox="488 497 1090 519">DIMENSIONS: 3200 (L) x 2100 (W) x 1900mm (H)</p> <p data-bbox="488 524 587 546">3,810kg</p>	<p data-bbox="488 573 1166 595">LOCATED AT: MGS, 370 TORRENS ROAD, KILKENNY</p> <p data-bbox="488 600 799 622">INSPECTION WELCOME</p>
37	 <p data-bbox="272 837 475 882">NO IMAGE AVAILABLE</p>	<p data-bbox="488 685 1299 707">ENCASED SWITCH MODULE, ABB-SAFERING/SAFE PLUS 36KV</p> <p data-bbox="488 712 687 734">ID: SM760 (S27)</p> <p data-bbox="488 739 671 761">COMPRISING:</p> <p data-bbox="488 766 1241 788">METAL ENCLOSED SWITCH & CONTROL GEAR TYPE, CCF</p> <p data-bbox="488 792 667 815">DOM: 10/2015</p> <p data-bbox="488 819 719 842">UR RATING: 36KV</p> <p data-bbox="488 846 555 869">50HZ</p> <p data-bbox="488 873 624 896">UP: 170KV</p> <p data-bbox="488 900 608 922">UD: 70KV</p> <p data-bbox="488 927 635 949">IR: 630AMP</p> <p data-bbox="488 954 603 976">3 PHASE</p> <p data-bbox="488 981 708 1003">SAFE C MODULE</p> <p data-bbox="488 1008 895 1030">630AMP, IMA, 50KVA, IK, 16KVA</p> <p data-bbox="488 1034 564 1057">TK-3S</p> <p data-bbox="488 1061 676 1084">MASS: 1,350kg</p> <p data-bbox="488 1088 906 1111">2100 (H) x 1700 (W) x 2900mm (L)</p>	<p data-bbox="488 1137 1166 1160">LOCATED AT: MGS, 370 TORRENS ROAD, KILKENNY</p> <p data-bbox="488 1164 799 1187">INSPECTION WELCOME</p>
38	 <p data-bbox="272 1397 475 1442">NO IMAGE AVAILABLE</p>	<p data-bbox="488 1245 1166 1267">ENCASED SWITCH MODULE, ABB-SAFELINK 2 CFCF</p> <p data-bbox="488 1272 628 1294">DOM: 2015</p> <p data-bbox="488 1299 608 1321">UR: 12KV</p> <p data-bbox="488 1326 608 1348">FR: 50HZ</p> <p data-bbox="488 1352 635 1375">IR: 630AMP</p> <p data-bbox="488 1379 692 1402">UP: 95KV/110KV</p> <p data-bbox="488 1406 596 1429">IK: 21KA</p> <p data-bbox="488 1433 571 1456">TK: 3S</p> <p data-bbox="488 1460 639 1482">IMA: 52.5KA</p> <p data-bbox="488 1487 564 1509">N: 100</p> <p data-bbox="488 1514 683 1536">UD: 28KV/32KV</p> <p data-bbox="488 1541 576 1563">ER: E3</p> <p data-bbox="488 1568 603 1590">3 PHASE</p> <p data-bbox="488 1594 778 1617">S/NO: IYJN3046883203</p> <p data-bbox="488 1621 1209 1644">DIMENSIONS: 1500 (H) x 1000 (W) x 1900mm (L) CRATED</p> <p data-bbox="488 1648 564 1671">750kg</p>	<p data-bbox="488 1697 1166 1720">LOCATED AT: MGS, 370 TORRENS ROAD, KILKENNY</p> <p data-bbox="488 1724 799 1747">INSPECTION WELCOME</p>

LOT	QTY	DESCRIPTION	NOTE
39	 NO IMAGE AVAILABLE	ENCASED SWITCH MODULE, ABB-SAFELINK 2 CFCF DOM: 2015 UR: 12KV FR: 50HZ IR: 630AMP UP: 95KV/110KV IK: 21KA TK: 3S IMA: 52.5KA N: 100 UD: 28KV/32KV ER: E3 3 PHASE S/NO: TBA DIMENSIONS: 1500 (H) x 1000 (W) x 1900mm (L) CRATED 750kg LOCATED AT: MGS, 370 TORRENS ROAD, KILKENNY INSPECTION WELCOME	
40		*** VACANT ***	
41	 NO IMAGE AVAILABLE	144 x LENGTHS OF REINFORCED FIBREGLASS PIPE MALE/FEMALE THREADED EACH LENGTH APPROX 10m CENTRON 2 1/2" ID (UN-USED) LOCATED AT: MGS, 370 TORRENS ROAD, KILKENNY INSPECTION WELCOME	
42	 NO IMAGE AVAILABLE	144 x LENGTHS OF REINFORCED FIBREGLASS PIPE MALE/FEMALE THREADED EACH LENGTH APPROX 10m CENTRON 2 1/2" ID (UN-USED) LOCATED AT: MGS, 370 TORRENS ROAD, KILKENNY INSPECTION WELCOME	
43	 NO IMAGE AVAILABLE	144 x LENGTHS OF REINFORCED FIBREGLASS PIPE MALE/FEMALE THREADED EACH LENGTH APPROX 10m CENTRON 2 1/2" ID (UN-USED) LOCATED AT: MGS, 370 TORRENS ROAD, KILKENNY INSPECTION WELCOME	
44	 NO IMAGE AVAILABLE	144 x LENGTHS OF REINFORCED FIBREGLASS PIPE MALE/FEMALE THREADED EACH LENGTH APPROX 10m CENTRON 2 1/2" ID (UN-USED) LOCATED AT: MGS, 370 TORRENS ROAD, KILKENNY INSPECTION WELCOME	
45	 NO IMAGE AVAILABLE	144 x LENGTHS OF REINFORCED FIBREGLASS PIPE MALE/FEMALE THREADED EACH LENGTH APPROX 10m CENTRON 2 1/2" ID (UN-USED) LOCATED AT: MGS, 370 TORRENS ROAD, KILKENNY INSPECTION WELCOME	

LOT	QTY	DESCRIPTION	NOTE
-----	-----	-------------	------

46



BLACK STEEL PIPE, 4 x LENGTHS
 20" x SCH 80 X 9 x 11.8m
 ASTM A106-10ED/ASMESA106-10 ED
 API SPEC, 5L-45THV/X42PSL1
 30mm THICK CASING APPROX

LOCATED AT: MGS, 370 TORRENS ROAD, KILKENNY
 INSPECTION WELCOME