




































LOT	QTY	DESCRIPTION	NOTE
1		8 x CONCRETE CULVERTS, 800 x 1250mm	
2		18 x CONCRETE ROUNDS, ROCLA & BIANCO, 500, 1015, 1200mm DIAMETER	
3		BIANCO CONCRETE CULVERT, 1200 x 300mm & 2 x CONCRETE PIT BOXES, 2200 x 900mm,	
4		POLY PIPE, BLACK, 5m (L), 500mm DIAMETER, 50mm THICK & 2 x CONCRETE LINED STEEL PIPES, 3m (L), 700mm DIAMETER	
5		CPC CONCRETE PIT BOXES & CULVERT CAPS, PVC MESH, BLACK, 2 x ROLLS	
6		5 x LENGTHS FIBRE PIPE, 270mm OD, UP TO 4m, 3 x 4m, 2 x 1.5m WITH STEP DOWNS & JOINERS	
7		2 x CONCRETE PIT BOXES, 1050 x 1050mm WITH GALV MESH GRID TOPS & ASSORTED CULVERTS, BEHIND, PLUS PIPE SECTION, UP TO 1200mm DIAMETER	
8		JAMES HARDIE FIBRE PIPE, 4m (L), 5 x 450 & 3 x 330mm DIAMETER	
9		ASSORTED CONCRETE CULVERTS, PIT BOXES, ROUNDS, STORMWATER INLETS, HUGE QUANTITY, GREAT LOT, HUMES, BIANCO, AS MARKED	








LOT	QTY	DESCRIPTION	NOTE
10		8 x ASSORTED CONCRETE PIPES, 750 & 500mm DIAMETER x 2.5m (L), 2 x 750 & 6 x 500mm DIAMETER	
11		QUANTITY GALV FORMWORK SHEET, 450mm (W), UP TO 3m (L)	
12		2 x COILS PLASTIC & CLOTH SOAKAGE SURROUND & OFFCUT FIBRE PIPE	
13		3 x GALV STEEL ANGLE BOX FRAMES, 1100 x 1100mm	
14		4 x CONCRETE BOXES WITH LIFT PINS, APPROX 2T EACH, 900 x 900 x 900mm APPROX	
15		OFFCUT STEEL I-BEAM, MESH, RIO, HAND RAILS, BASKET STILLAGE & PLATE	
16		200+ x STEEL DROPPERS, 1.2-1.5m, 3 x PALLETS	
17		2 x ROLLS, USED CONVEYOR BELT & 1 x PALLET OF SAME, APPROX 0.9m (W) x 20mm THICK	
18		GALV RHS TUBE, 80 x 40mm, DRILLED, UP TO 4m, 1 x PALLET	










LOT	QTY	DESCRIPTION	NOTE
19			CONCRETE CULVERTS, NEW & USED, BIANCO & ROCLA, VARIOUS SIZES, PLUS CONCRETE PIPES, 375mm x 2.95m (L), MASSIVE LOT
20			TEMP FENCE BASES & 2 x STILLAGES 40NB GALV PIPE, 2 x PALLETS
21			ASSORTED ROAD SIGNAGE & ORANGE SAFETY BARRIER PVC ROLL OUT, 5 x PALLETS
22			3 x STILLAGES PVC 100mm WHITE SEWER PIPE
23			STEEL GALV GRID PIT COVERS & GALV STEEL PLATE COVERS, APPROX 80 & PVC COVERS
24			PAIR CONCRETE PIPE BLACK COATING, 2.5m (L), APPROX 500mm DIAMETER, SPIRAL PIPE PVC, ROLL BLACK PRESSURE PIPE, BLUE PLASTIC PIPE
25			YELLOW ROAD SIGN BASES, 1 x PALLET
26			WHITE REINFORCED PVC PIPE, 6 x 6m (L), 300mm PLUS 3 x OFFCUTS WITH 100mm SEWAGE PIPE & CONDUIT WITH BENDS, 100mm










LOT	QTY	DESCRIPTION	NOTE
27		BLACK POLY PIPE, 620mm DIAMETER, 70mm WALL, 5 x LENGTHS UP TO 4m	
28		2 x LENGTHS THREADED STEEL PIPE, 300mm DIAMETER, 10mm THICK, UP TO 12m WITH SOME HOLES	
29		3 x LARGE KARON ACTUATED VALVES MOD: DN700	
30		LARGE QUANTITY TEMPORARY FENCE PANES, 5 X STACKS GALV & MESH STEEL, APPROX 250 x PIECES, 2400 x 1800mm & 4 x PALLETS BLUE STANDS	
31		7 x BLOCKS SOLID RUBBER, 500 x 400 x 150mm	
32		RAILWAY IRON, 9 x LENGTHS, UP TO 6m, HEAVY GAUGE	
33		12m SPREADER BAR, 250mm DIAMETER SWL: 10T	


LOT	QTY	DESCRIPTION	NOTE
34		LARGE QUANTITY USED GALV STEEL HAND RAIL	
35		** WITHDRAWN ** 1 x MORRELL BIN& CONTENTS, SCRAP RIO BAR	
36		2 x PACKS 100 & 150mm SEWER PIPE, PVC & LENGTH OF BLACK SPIRAL PIPE	
37		DREDGE WINCH, DIESEL 4 CYLINDER, TWIN DRUM CABLE WINCH & CABLE, ALL FAULTS	
38		DREDGE WINCH, DIESEL 4 CYLINDER, TWIN DRUM CABLE WINCH & CABLE, ALL FAULTS	
39		DREDGE WINCH, DIESEL 4 CYLINDER, TWIN DRUM CABLE WINCH & CABLE, ALL FAULTS	
40		FABRICATED I-BEAM SECTION WITH PINS, APPROX 20 x PIECES & OFFCUT STEEL	
41		LARGE QUANTITY SPIRAL, PVC, CONCRETE LINED STEEL PIPE, BLACK POLY PIPE, UP TO 300mm DIAMETER, UP TO 12m LENGTHS	
42		CAT DUMP TRUCK 730 TIPPER BODY & PAR RAMS	





LOT	QTY	DESCRIPTION	NOTE
43		CAT DUMP TRUCK 730 TIPPER BODY & PAR RAMS	
			
44		CAT DUMP TRUCK TIPPER BODY & PAR RAMS	
			
45		CAT DUMP TRUCK TIPPER BODY & PAR RAMS	
			
46		CAT DUMP TRUCK WATER TANK, PARSONS ENGINEERING	
			
47		STACKS TEMPORARY FENCING GALV PIPE & MESH, 2400 x 1800mm APPROX, APPROX 150 x PIECES	
			
48		1 x STACK RIO MESH, 200 x 100mm	
			
49		BARGE STEEL, 12 x 3m WITH INSPECTION HATCH, CONNECTION BRACKETS & CRANE LIFT POINTS WITH RINGS	
			
50		BARGE STEEL, 12 x 3m WITH INSPECTION HATCH, CONNECTION BRACKETS & CRANE LIFT POINTS WITH RINGS	
			
51		BARGE STEEL, 12 x 3m WITH INSPECTION HATCH, CONNECTION BRACKETS & CRANE LIFT POINTS WITH RINGS	
			










LOT	QTY	DESCRIPTION	NOTE
52			BARGE STEEL, 12 x 3m WITH INSPECTION HATCH, CONNECTION BRACKETS & CRANE LIFT POINTS WITH RINGS
53			6 x SECTION GALV GUARD RAIL & BRACKETS
54			11 x CONCRETE PIPES, 500 x 250mm
55			5000 LITRE BUSHMANS POLY RAINWATER TANK
56			2 x PLANT TYRES & RIMS, 16.9-28
57			** VACANT **
58			3 x AID STRETCHERS & DBI SALA LIFTER
59			SHIPPING CONTAINER, 20', STEEL
60			35 x ASSORTED CONCRETE BLOCKS
61			40 + LOW CONCRETE BARRIERS (IN YARD)










LOT	QTY	DESCRIPTION	NOTE
62		28 + HIGH CONCRETE BARRIERS (IN YARD)	
			
63		8 x CONCRETE SLAB PLINTHS, 1800 x 1800 x 180mm APPROX	
			
64		WORK BOAT, STEEL, (RUSTED) 9 x 3m APPROX PLATFORM TOP WITH WINCH, HYDRAULIC POWERED BY LISTER TWIN CYLINDER DIESEL & BOOM	
			
65		12 x ASSORTED SULO BINS	
			
66		STEEL STRIP, ANGLE, LADDER SECTION, AS MARKED	
			
67		5 x SPILL BASES & 3 x SURROUNDS	
			
68		PROBST PIPE GRAB, ADJUSTABLE	
			
69		SKIP BIN SWL: 4T WELDED PRODUCT, 2600 x 1650mm WITH LUGS	
			
70		SKIP BIN SWL: 4T WELDED PRODUCT, 2600 x 1650mm WITH LUGS	
			

LOT	QTY	DESCRIPTION	NOTE
71		LANDCRUISER SERVICE BODY FRAME	
72		SPILL BARRIER	
73		SWITCHBOARDS, PURLINS, POSTS, CABLE & HOLDERS	
74		3 x PRE CAST BLOCKS, 3.3T WITH FIXINGS	
75		20' SHIPPING CONTAINER & BUILDING CHEMICALS	
76		SKIP BIN SWL: 4T WELDED PRODUCT, 2600 x 1650mm WITH LUGS	
77		SKIP BIN SWL: 4T WELDED PRODUCT, 2600 x 1650mm WITH LUGS	
78		SKIP BIN SWL: 4T WELDED PRODUCT, 2600 x 1650mm WITH LUGS & CAGE	
79		SKIP BIN SWL: 4T WELDED PRODUCT, 2600 x 1650mm WITH LUGS	



LOT	QTY	DESCRIPTION	NOTE
80		5 x PART SPOOLS WINCH CABLE	
81		2 x SKIP BINS, WELDED PRODUCT, 180 x 100cm, HEAVY DUTY	
82		** VACANT **	
83		HALF ROUND POLY WATER TANK, 1500 LITRE APPROX	
84		SKIP BIN SWL: 4T WELDED PRODUCT, 2600 x 1650mm WITH LUGS	
85		MILD STEEL SKID MOUNT WATER TANK 9m LONG, 2.75m DIAMETER, BOLTED TO SKID BASE 15m LONG x 2.45m WIDE	
86		6m LIFTING CRADLE, HEAVY DUTY, 1.6m (W)	
87		6m LIFTING CRADLE, HEAVY DUTY, 1.6m (W)	
88		7 x PVC PITS	

LOT	QTY	DESCRIPTION	NOTE
89		1 x CRATE STAR DROPPERS & PVC BARRIER	
			
90		40' SHIPPING CONTAINER, REINFORCED FRAME, SUIT WATER TANK	
			
91		CONCRETE, HOPPER/BUCKET	
			
92		ASSORTED STEEL CABLE STANDS	
92a		40' SHIPPING CONTAINER WITH CONTENTS	
			
93		LIFTING SKIP & 2 x WELDED BOX SECTIONS	
			
94		17 x ASSORTED CONCRETE PIPES, 300-700mm x 2.5m	
			
95		HUGE QUANTITY ASSORTED STEEL RIMS & TYRES	
			
96		POLY WATER TANK, BUSHMAN MOD: T6500 30,000 LITRE	
			

LOT	QTY	DESCRIPTION	NOTE
96a		 FORK ATTACHMENT/PANEL LIFT, EAST WEST ENGINEERING HEAVY DUTY, 3m WIDE, 4 TYNE SWL: 3,000kg MOD: FS-3LG	
97		 DAVID BROWN CULTIVATOR 10', 3PTL, PTO DRIVE	
98		 CRANE LIFT HOPPER	
99		 GALV POST STAND, MESH PANELS, ETC	
100		 9 + LIGHT POLES, GALV	
101		 PLATE STEEL BENCH, 1000 x 700mm	
102		 STEEL STRUCTURAL BOX SECTION BEAMS, 150 x 150mm UP TO 12m APPROX WITH FIXING LUGS	
103		 PLATE STEEL BALLAST TANK BASE, 3400 x 2600 x 360mm	
104		 8 x GALV FENCE PANELS, 2600 x 1800mm	

LOT	QTY	DESCRIPTION	NOTE
105		STEEL LOCK BOX, 2100 x 2400mm, 2 DOOR	
			
106		2x PVC TOILETS	
			
107		ASSORTED SUCTION HOSES, FITTINGS & HEADS & LAY FLAT	
			
108		SCRAP STEEL BRACES & BRACKETS, 1 x PALLET	
			
109		SKID MOUNT DIESEL TANK, 2300 LITRE, ALL FAULTS	
			
110		LIFTING CAGE, 120 x 120cm	
			
111		2 x SECTION PLATE STEEL, 1.2m x 10mm	
			
112		CYCLONE FENCE POSTS, STAKES, ETC	
			
113		CONTAINERIZED CENTRIFUGAL PUMP, DIRECT DRIVE 6 CYLINDER DIESEL, CAR, 10 x 8" WITH HYDRAULICS HOUSED IN 20' CONTAINER (CONDITION UNKNOWN)	
			

LOT	QTY	DESCRIPTION	NOTE
114		5,000 LITRE POLY TANK & PAIR MODULAR TANKS	
115		4 x AQUA SETTING TANKS, 3,000 LITRE	
116		DREDGE WINCH, TWIN DRUM MECHANICAL MANUFACTURED BY PERRY ENGINEERING POWERED BY DETROIT 471 DIESEL ON SKID BASE	
117		GALV STEEL 3m STEPS, 1.1m WIDE	
118		QUANTITY PVC PIPE PACKS & RIBBED SECTIONS	
119		2 x STEEL BEAMS, C-SECTION, 200mm x 6m, ETC	
120		SCRAP SIGNS, FASCIA, ETC	
121		CONCRETE PRODUCTS, BOX, CULVERTS, RINGS, COVERS, ETC	

LOT	QTY	DESCRIPTION	NOTE
122		4 x ROLLS CONTOUR MESH, WHITE PVC SECURIT GRID	
123		THE GRAB, SLL-3T 1,200kg TARE LEVER ACTION	
124		3 x CONCRETE PIPES, 1500mm DIAMETER APPROX x 250mm	
125		4 x LIFTING BASKET CAGES & ASSORTED SIGNS & EQUIP HOSE, ETC	
126		PLATE STEEL, GUARD RAIL, GALV ANGEL, ETC	
127		SCRAP SKIP BIN, 1800 x 1200mm, EAST WEST ENGINEERING, 2,000kg	
128		90 (APPROX), 6 x 1.2m RIO MESH PANELS	
129		LOADER HITCH LEVEL FRAME	

LOT	QTY	DESCRIPTION	NOTE
-----	-----	-------------	------

130



2 x E/W OXY TROLLEYS & STEEL SKIP