

LOT	QTY	DESCRIPTION	NOTE
-----	-----	-------------	------

1




TECALEMIT VARIABLE HEIGHT, UNDER CAR OIL DRAIN WITH 3 x GALV & DRIP TRAYS

2




2 DOOR LOCKER SET & CONTENTS, ASSORTED OILS, ETC

3



WHEEL BALANCER, CEMB
DIGITAL READOUT WITH TOOLS & WEIGHTS, 240V

4



TYRE CHANGER, SICE
MOD: S419
DOM: 2004
TILT HEAD, PNEUMATIC , SWING AWAY RISE & FALL ARMS ,
415V

5



SET 4 TYRES, USED, MICHELIN PILOT SUPER SPORT
245-35.ZR.20

LOT	QTY	DESCRIPTION	NOTE
-----	-----	-------------	------

6



**** WITHDRAWN ****
 5 x TYRES, USED,
 4 x DUNLOP AT25
 1 x DUNLOP AT22
 285/60R18

7



PAIR USED TYRES
 PIRELLI P ZERO ASIMMETRICO
 285/45ZR.18

8

*** VACANT ***

9

*** VACANT ***

10



5 x USED TYRES
 DUNLOP SP SPORT 600 DST CCT
 255/40ZRF 20

11



4 x USED TYRES
 COOPER DISCOVERY AT3
 LT275/65R.18

12



5 x USED TYRES
 DUNLOP SP SPORT 600 DFST CTT
 285/35ZRF20

LOT	QTY	DESCRIPTION	NOTE
-----	-----	-------------	------

13



4 x USED TYRES
PIRELLI ZERO CORSA
2 x 225/40ZR18
2 x 265/40ZR18

14



6 x USED TYRES
DUNLOP DIREZ
4 x 235/40R18
2 x 295/30R18

15



PAIR USED ALLOY WHEELS & TYRES
1 x 215/60R15
1 x 205/60R15

16



4 x USED ALLOY RIMS & TYRES
GOLD SUBARU 5 STUD WRX RIMS
YOKOHAMA-ADDAN 205/50R 16







17






USED ALLOY RIMS & TYRES
4 STUD GM WITH KUMO SOLAS TYRES
165/65R14

LOT	QTY	DESCRIPTION	NOTE
18		<p>4 x ALLOY COMMODORE RIMS & TYRES 5 STUD BRIDGESTONE TURANZA 215/50R17</p>	
19		<p>USED STEEL RIMS & TYRES 6 STUD GM FITTED WITH BRIDGESTONE DUELER, AS NEW 245/70R15</p>	
20		<p>6 x AVANTI RACING ALLOY WHEELS, 20" MOD: 81/25X20 5 STUD WITH 3 x USED TYRES 2 x SAILUN 275/30ZR20 1 x PIRELLI 255/35ZR20</p>	
21		<p>3 x ALLOY RIMS, 19", DISPLAY RIMS ONLY</p>	
22		<p>3 x ALLOY RIMS, 20", DISPLAY RIMS ONLY</p>	
23		<p>3 x ALLOY RIMS, 2 x 18" & 1 x 20"</p>	
24		<p>PAIR ALLOY V8 GM HEADS, BARE CAST NO: GM1256 4241D</p>	

LOT	QTY	DESCRIPTION	NOTE
25		 ALLOY CSA RIM & TYRE, NEAR NEW COOPER LT275/65R18 DISCOVERER AT	
26		 ALLOY CSA RIM & TYRE, NEAR NEW COOPER LT285/70R17 DISCOVERER AT	
27		 PAIR NEW RUN FLAT TYRES & STEEL 5 STUD RIMS T115/70R16	
28		 PAIR NEW RUN FLAT TYRES & STEEL 5 STUD RIMS T115/70R18	
29		 NEW TYRE & STEEL 5 STUD RIM, HANKOOK 215/70R16 DYNAPRO HP	
30		 4 x USED TYRES & 2 x STEEL 5 STUD RIMS, 2 x FIRESTONE 205/60R16 2 x KUMHO 205/60R16	
31		 4 x USED TYRES, NEAR NEW KUMHO, CONTINENTAL, ETC, 185/65R14	
32		 USED ALLOY GM RIM & TYRES FALKEN ZIEX ZE912 245/45ZR18	

LOT	QTY	DESCRIPTION	NOTE
33		 PAIR USED ALLOY GM RIMS, 18 x 8"	
34		 2 POST CLEAR FLOOR HOIST, HESHBON (KOREA) MOD: HL-26K CAPACITY: 4,000kg 415V, 2HP MAX LIFT HEIGHT : 2,032mm S/NO: 26 WITH DRIVE OVER PLATFORMS & PAIR FORWARD ARMS (ELECTRICAL DISCONNECTION REQUIRED)	
35		 2 POST CLEAR FLOOR HOIST, HESHBON (KOREA) MOD: HL-26P CAPACITY: 4,000kg 415V, 2HP MAX LIFT HEIGHT : 2,032mm S/NO: 26P WITH DRIVE OVER PLATFORMS & PAIR FORWARD ARMS (ELECTRICAL DISCONNECTION REQUIRED)	
36		 2 POST CLEAR FLOOR HOIST, HESHBON (KOREA) MOD: HL-26P CAPACITY: 4,000kg 415V, 2HP MAX LIFT HEIGHT: 2,032mm S/NO: 26P WITH DRIVE OVER PLATFORMS & PAIR FORWARD ARMS (ELECTRICAL DISCONNECTION REQUIRED)	
37		 2 POST CLEAR FLOOR HOIST, HESHBON (KOREA) MOD: HL-26K CAPACITY: 4,000kg 415V, 2HP MAX LIFT HEIGHT: 2,032mm S/NO: 26 WITH DRIVE OVER PLATFORMS & PAIR FORWARD ARMS (ELECTRICAL DISCONNECTION REQUIRED)	
38		 2 POST CLEAR FLOOR HOIST, HESHBON (KOREA) MOD: HL-26K CAPACITY: 4,000kg 415V, 2HP MAX LIFT HEIGHT : 2,032mm S/NO: 26 WITH DRIVE OVER PLATFORMS & PAIR FORWARD ARMS (ELECTRICAL DISCONNECTION REQUIRED) ALL FAULTS, HYDRAULIC PROBLEM	










LOT	QTY	DESCRIPTION	NOTE
39		 <p>2 POST CLEAR FLOOR HOIST, TECALEMIT MOD: TEC3000XB S/NO: 10649 MAX LOAD: 3.0T 415V</p>	<p>(LOCATED ACROSS PIRIE STREET) (ELECTRICAL DISCONNECTION REQUIRED)</p>
39a		 <p>STEEL WORKSHOP BENCH, HEAVY DUTY 1830 x 750mm, 2 SWING OUT DRAWERS & DAWN 100mm VICE</p>	
39b		 <p>STEEL WORKSHOP BENCH, HEAVY DUTY 1830 x 750mm, 2 SWING OUT DRAWERS &</p>	
40		 <p>2 POST CLEAR FLOOR HOIST, TECALEMIT MOD: TEC3000XB MAX LOAD: 3.0T 415V, 2.2kw STANDARD SWING AWAY ARMS</p>	<p>(ELECTRICAL DISCONNECTION REQUIRED)</p>
41		 <p>4 POST HOIST, TECALEMIT MOD: TEC4004 S/NO: A021493 DOM: 2001 MAX LOAD: 4.0T 415V, 2.2kw INCLUDES JACKING BEAM</p>	<p>(ELECTRICAL DISCONNECTION REQUIRED)</p>
42		 <p>TIP TOP TYRE SPREADER, MANUAL</p>	









LOT	QTY	DESCRIPTION	NOTE
43		BRAKE LATHE, AMCO TWIN FACING TOOL MOD: 8900 DISC & DRUM MACHINE ON STAND WITH ADAPTORS 240V	
44		PARAMOUNT CENTRE LATHE, TAIWAN MOD: LAM350B DOM: 1979 6" THREE JAW CHUCK WITH REVERSIBLE JAWS 240V, 4 WAY TOOL POST	
45		DAWN 125mm OFFSET VICE ON STAND	
46		PARAMOUNT 12 SPEED GALAXY BENCH DRILL MT2, 16mm CHUCK, 240V	
47		BENCH GRINDER, ABBOTT & ASHBY 200mm, DOUBLE ENDED WITH WIRE BRUSH	
48		GALV STEEL BENCH 1200 x 900mm, 2 TIER, WITH DAWN 115 MM VICE PLUS TRAY HARDWARE & OFFCUT STEEL	
49		3 x TOOL BOXES & 200mm DOUBLE ENDED BENCH GRINDER, ALL FAULTS	








LOT	QTY	DESCRIPTION	NOTE
50		DURST PARTS WASHER 240V, SMART WASHER MOD: 25-2 POLY STAND & TANK	
51		ENGINE CRANE, KINCHROME MAX LIFT: 1,450kg NOT COMPLETE	
52		7 x ADJUSTABLE SAFETY STANDS	
53		TWM SAFETY BARRIER, 1200 x 100mm, YELLOW	
54		12 x USED TYRES, LOW PROFILE VARIOUS SIZES & BRANDS BRIDGESTONE NEXEN, ETC	
55		** WITHDRAWN ** STEEL WORKSHOP BENCH, HEAVY DUTY, 1830 x 750mm, 2 SWING OUT DRAWERS	







LOT	QTY	DESCRIPTION	NOTE
56		** WITHDRAWN ** STEEL WORKSHOP BENCH, HEAVY DUTY, 1830 x 750mm, 2 SWING OUT DRAWERS	
57		STEEL WORKSHOP BENCH, HEAVY DUTY, 1830 x 750mm, 2 SWING OUT DRAWERS	
58		STEEL WORKSHOP BENCH, HEAVY DUTY, 1830 x 750mm, 2 SWING OUT DRAWERS WITH DAWN 100mm VICE	
59		2 TIER WORKSHOP BENCH, MODULAR, GALV SHEET TOP, 1720 x 780mm	
60		MCNAUGHT RETRACTA HOSE REEL	
61		3 x ASSORTED MESH CARGO BARRIERS SUIT COMMODORE & CAPTIVA, ETC	
62		QUANTITY USED EXHAUST PARTS, MUFFLERS, MANIFOLDS , PIPES, ETC	
63		ALEMLUBE RETRACTABLE AIR HOSE REEL	
64		PAIR MCNAUGHT RETRACTA AIR HOSE REELS	

LOT	QTY	DESCRIPTION	NOTE
65		 2 x LEAF BLOWERS, MAC320BV, PETROL & RYOBI RGBV3100 , PETROL	
66		 GITSHAM ALLOY UTE DRESS BAR	
67		 PAIR MCNAUGHT RETRACTA AIR HOSE REELS	
68		 ASSORTED EXIT SIGNS & EMERGENCY LIGHTS	
69		 PAIR TAIL LIGHTS, DUAL ELECTRIC FAN SET & SIDE WINDOW DEFLECTOR	
70		 ASSORTED TOOLS & HARDWARE, BLACK & DECKER CORDLESS DRILL, AUNGER 12V MINI A/C, FUEL CAN, JUMPER LEADS, CHISEL SET, SOCKET SET, FIRE EXTINGUISHERS, TOW ROPE, ETC	
71		 STEEL WORKSHOP BENCH, HEAVY DUTY, 1830 x 750mm, 2 SWING OUT DRAWERS WITH DAWN 100mm VICE	
72		 STEEL WORKSHOP BENCH, HEAVY DUTY, 1830 x 750mm, 2 SWING OUT DRAWERS WITH DAWN 100mm VICE	
73		 STEEL WORKSHOP BENCH, HEAVY DUTY, 1830 x 750mm, 2 SWING OUT DRAWERS	





LOT	QTY	DESCRIPTION	NOTE
74		 STEEL WORKSHOP BENCH, HEAVY DUTY, 1830 x 750mm, 2 SWING OUT DRAWERS WITH DAWN 100mm VICE	
75		 STEEL WORKSHOP BENCH, HEAVY DUTY, 1830 x 750mm, 2 SWING OUT DRAWERS WITH DAWN 100mm VICE	
76		 STEEL WORKSHOP BENCH, HEAVY DUTY, 1830 x 750mm, 2 SWING OUT DRAWERS WITH DAWN 100mm VICE	
77		 TJM ROOF RACK, PAIR SIDE STEPS & CARGO BARRIER	
78		 AS NEW FRONT BUMPER WITH DRIVING LIGHTS	
79		 COLORADO ALLOY UTE DRESS BAR, DUAL TUBE WITH INBUILT BRAKE LAMP	
80		 COLORADO ALLOY UTE DRESS BAR, DUAL TUBE WITH INBUILT BRAKE LAMP	
81		 COLORADO ALLOY UTE DRESS BAR, DUAL TUBE WITH INBUILT BRAKE LAMP	
82		 COLORADO ALLOY UTE DRESS BAR, DUAL TUBE WITH INBUILT BRAKE LAMP	

LOT	QTY	DESCRIPTION	NOTE
83		COLORADO ALLOY UTE DRESS BAR, DUAL TUBE WITH INBUILT BRAKE LAMP	
84		COLORADO ALLOY UTE DRESS BAR, DUAL TUBE WITH INBUILT BRAKE LAMP	
85		COLORADO ALLOY UTE DRESS BAR, DUAL TUBE WITH INBUILT BRAKE LAMP	
86		UTE DRESS BAR, BLACK OVER ALLOY WITH BRAKE LIGHT	
87		REAR BUMPER & SIDE STEPS, AS NEW WITH VYNL BLACK UTE COVER	
88		QUELL FIRE HOSE REEL WITH HOSE & NOZZLE	
89		3 x CAR RAMPS, STEEL ANGLE CONSTRUCTION	
90		MOBILE OIL DRAIN STAND, ADJUSTABLE HEIGHT	


LOT	QTY	DESCRIPTION	NOTE
91			<p>OLD SKOOL BROOMWADE COMPRESSOR UNIT ON SKID BASE CIRCA 1940 WITH RECEIVER & MOTOR STARTER, 415V BIT OF HISTORY HERE</p>
92			<p>3 x HAND OIL DRUM PUMPS, BACKPACK SPRAY UNIT & 2 x FIRE EXTINGUISHERS, DRY POWDER</p>
93			<p>3 x DRUM PUMPS, SUIT 205 LITRE DRUMS</p>
94			<p>AIR RECEIVER TANK, UPRIGHT WITH VINTAGE TWIN CYLINDER AIR COMPRESSOR & 415V MOTOR, CONSOLIDATE PNEUMATICS COLLECTORS LOT</p>
95			<p>PRESSURE WASHER, PULITECNO PSL MOD: XRC, 20, 15 415V WITH HOSE & HAND PIECE</p>
96			<p>PAIR ALEMLUBE RETRACTABLE AIR HOSE REELS</p>
97			<p>PAIR RETRACTABLE HOSE REELS, ALEMLUBE & BIANCO</p>

LOT	QTY	DESCRIPTION	NOTE
98		PAIR MCNAUGHT RETRACTABLE AIR HOSE REELS	
			
99		ALEMLUBE RETRACTABLE AIR HOSE REEL & 2 x WORKSHOP PAPER TOWEL DISPENSERS	
			
100		STEEL BULK OIL TANK WITH STAND, 1,300 LITRE APPROX 1800 x 600 x 1220mm	
			
101		STEEL BULK OIL TANK WITH STAND, 500 LITRE APPROX 1220 x 500 x 900mm	
			
102		STEEL BULK OIL TANK, NO STAND, 1,300 LITRE APPROX 2400 x 600 x 900mm	
			
103		PAIR MCNAUGHT RETRACTABLE AIR HOSE REELS	
			



LOT	QTY	DESCRIPTION	NOTE
104		PAIR RETRACTABLE AIR HOSE REELS, MCNAUGHT & ALEMLUBE	
			
105		4 x RETRACTABLE AIR HOSE REELS, 1 x MCNAUGHT & 3 x AK	
			
106		ASSORTED FLOOR TILES , 600 x 600mm PRIMI 12 x CARTONS @ 4 PER CARTON , GREY SIGNORINO 21 x CARTONS @ 4 PER CARTON , GREY 1 x PALLET	
			
107		KENT & MOORE, 125mm THM BUSHING SERVICE KIT 7 PIECE IN CASE MOD: GM-79-121	
			
108		KENT & MOORE, TRANS AXLE SHIM SELECTOR KIT, EJECTOR & GAUGE KIT MOD: J33373 17 PIECE	
			
109		REPCO-WARREN & BROWN MOD: 150100 VALVE SEAT GRINDING SET	
			
110		QUANTITY SPECIAL TOOLS, MASTER GAUGE MARKER, CLAMP, PULLER TOOL & ADAPTOR PLATES	
			









LOT	QTY	DESCRIPTION	NOTE
111		 <p>** WITHDRAWN ** MODULAR STEEL SHELF UNIT, 2 BAY, GREY, 3 TIER 3 x UPRIGHTS, 2400mm 6 x CROSS BEAMS, 1200mm 6 x CROSS BEAMS, 2700mm WITH SHELVES</p>	
112		 <p>HSV/MOBIL, WALL MOUNT SIGN, STEEL 6750 x 2100mm</p>	
113		 <p>"CITY HOLDEN" SIGN, WALL MOUNT, 7200 x 2100mm, STEEL</p>	
114		 <p>"MOBIL 1" SIGN, WALL MOUNT, 7200 x 2100mm, STEEL</p>	









STORE ROOM









115		 <p>QUANTITY ENGINE PARTS & VARIOUS FITTINGS, EXHAUST SECTION, BAILEY ALLOY STEP LADDER, WORK SIGNS, WHITEBOARD & 2 DOOR STEEL STOCK CUPBOARD IN SIDE ROOM .</p>	
-----	--	---	--

SHOWROOM

116		 <p>VACUUM PUMP, CPS PRO SET, 240V, ALL FAULTS</p>	
117		 <p>IEC IGNITION DIAGNOSTIC UNIT, GENUINE GMH PIECE IN 2 x CARRY CASES WITH LEADS & CONTROLLER</p>	
118		 <p>KENT & MOORE, SHIM SELECTOR GAUGE KIT, MOD: J35284 5 PIECE</p>	

LOT	QTY	DESCRIPTION	NOTE
119		 PULSAR POWER BALANCE TEST UNIT WITH LEADS	
120		 LITCHFIELD DIFF PINION GAUGE & RICH RIDGE REMOVAL TOOL	
121		 4 x ASSORTED ALLOY WHEELS, 5 STUD, 18, 19 & 20"	
122		 SPECIALTY TOOLS, AMMCO, KENT & MOORE, PULLERS, DRUM GAUGE & MORE	
123		 GMH BREAK OUT BOX SUIT VE-V8, VE-V6 MOD: CONNECT 130 APSKBOO	
124		 ISUZU BREAK OUT BOX MOD: CONNECT130 APSKP00	
125		 AUTO SPARES, HEADLIGHT BRACKETS, BRAKE PARTS, HOSES, ETC	
126		 QUANTITY SPECIALTY TOOLS, CLAMPS, PULLERS, KENT & MOORE, ETC	

LOT	QTY	DESCRIPTION	NOTE
127		 2 x VECTRONIX SCAN TOOLS IN CARRY CASES MOD: Z1090A	
128		 ASSORTED TOOLS & HARDWARE, WASHER AIRLESS SPRAY GUN, SAW BLADE TIPPED 9", CASTOR WHEELS, SCREWS, ETC	
129		 ENGINE BAY SUPPORT BAR, PLASTIC GM PARTS CASE	
130		 LINE MARKER, 4 WHEEL	
131		 3 X SERVICE PARTS DESKS, 1500 x 900x 1100mm (H) WITH LION LOGO 4 DRAWER, WHITE BASE, PINE LOOK, LAMINATED TOP	
132		 5 x GLAZED GMH POSTERS, ELECTRIC VOLT, MONARO, UTES	
133		 5 x GLAZED GMH POSTERS, HOLDEN CALAIS	
134		 PAIR MANNEQUINS, ONE NAMED LEFTY!	

LOT	QTY	DESCRIPTION	NOTE
135		 PAIR GMH POSTERS, SIGNED, JASON BRIGHT, THOMAS MAZERA & TONY LONGHURST	
136		 29 (APPROX) x SERVICE MANUALS, CALTEX SERVICE GUIDE, CARBURETORS, AIR CON, VAUXHALL, RELUM TUNE UP MECHANICAL SPECS	
137		 11 x ASSORTED MANUALS, HOLDEN STATESMAN & CAPRICE, WH, VQ, VG & VN	
138		 13 x CALIBRA MANUALS, YE SERIES	
139		 26 x GMH TECH BULLETINS & GUIDES	
140		 HOLDEN BONNET SIGNED V8 SUPERCAR, 1ST BATHURST RACE 2009 G TANDER	
141		 5 x ACRYLIC WALL PLACARDS, BARINA, CRUZE, COMMODORE, COLORADO & CAPTIVA	
142		 5 x ACRYLIC WALL PLACARDS, BARINA, CRUZE, COMMODORE, COLORADO & CAPTIVA	

LOT	QTY	DESCRIPTION	NOTE
-----	-----	-------------	------

143




4 x ACRYLIC WALL PLACARDS, GMH, 2100 x 1000mm (APPROX)

144



4 x ACRYLIC WALL PLACARDS, GMH, 2100 x 1000mm (APPROX)

145



7 x GREGORYS SERVICE MANUALS,
 GALANT GC-GD
 MAZDA 626, 83-87
 PULSAR N13, 87-90
 COROLLA 1200
 MITSUBISHI, 83-93
 MAGNA, 85-86

146



5 x FORD MANUALS,
 FAIRLANE 88-92, 6 CYLINDER
 XE-XK, FD

147



5 x GMH MANUALS
 350 TURBO HYDRAMATIC
 VG UTE
 VB 6 CYLINDER, ETC

LOT	QTY	DESCRIPTION	NOTE
148		6 x TORANA SERVICE MANUALS LC-1600 UC STARFIRE LH & HB	
149		HX STATESMAN & HOLDEN PARTS CATALOGUE	
150		7 x GMH MANUALS CAMIRA J SERIES VL CALAIS	
151		6 x GMH MANUALS GEMINI & PIAZZA	
152		21 x ISUZU MANUALS UBS SERIES, TF SERIES, 1996	
153		24 x ISUZU MANUALS UBS, KB PARTS & WORKSHOP	
154		30 (APPROX) x SERVICE TRAINING MANUALS GMH HOLDEN, RODEO, CRUZE & MORE	
155		27 x SERVICE MANUALS NOVA & APOLLO, LE, LG SERIES	

LOT	QTY	DESCRIPTION	NOTE
156		50 (APPROX) x GMH TRAINING MANUALS	
157		24 x HOLDEN CALAIS VT SERVICE MANUALS	
158		17 (APPROX) x HOLDEN BARINA SERVICE MANUALS, SB SERIES	
159		30 (APPROX) x HOLDEN VR, VS, VT, COMMODORE MANUALS, CALAIS, STATESMAN, COMMODORE	
160		20 x DEALER SERVICE COMMUNICATION BOOKS, 1980-1993	
161		10 x VN COMMODORE SERVICE MANUALS	
162		12 x VL, VB COMMODORE SERVICE MANUALS	
163		10 x VECTRA & ASTRA JR SERIES & TR SERIES MANUALS	
164		8 x ASSORTED MANUALS, ASTRA, BARINA, VECTRA, ETC	

LOT	QTY	DESCRIPTION	NOTE
-----	-----	-------------	------

165



**** WITHDRAWN ****
 DRIVER TRAINING MODULE FITTED WITH COBRA RACING SEAT

166



**** WITHDRAWN ****
 DRIVER TRAINING MODULE FITTED WITH COBRA RACING SEAT