
































LOT	QTY	DESCRIPTION	NOTE
1			EXTENDABLE TIMBER DINING TABLE, 150 x 90cm WITH 5 x DINING CHAIRS
2			MID CENTURY KITCHEN HUTCH & CABINET SECTION
3			ASSORTED CROCKERY & GLASSWARE
4			GRANDFATHER CLOCK, TEMPUS FUGIT
5			3 x ASSORTED BED FRAMES, 4 POST SINGLE, DOUBLE & SINGLE
6			TIMBER WARDROBE, 2 DOOR/2DRAWER
7			PINE DESK, 3 DRAWER, WITH HUTCH








LOT	QTY	DESCRIPTION	NOTE
8		PADDED TOP TIMBER STORAGE BOX, 120 x 65 x 60cm (D)	
9		2 x ASSORTED RECLINING ARMCHAIRS & BONAIRE EVAPORATIVE COOLER	
10		GRANDFATHER CLOCK, TEMPUS FUGIT	
11		2 DOOR TIMBER SIDE CABINET, FROSTED GLASS DOORS, 120cm (H), WITH ORNATE TIMBER SHELF	
12		ANTIQUE TIMBER WRITING DESK	
13		PORTABLE MASSAGE TABLE	
14		SLIDE DOOR CABINET, 3 TIER, PINE, 175 x 185cm (H)	

LOT	QTY	DESCRIPTION	NOTE
14a		QUANTITY HANDMADE SPINNING BOBBINS & HAND CARDERS	
14b		PINE SIDE TABLE	
14c		PINE TURNED LEG COFFEE TABLE	
14d		7 x PRIMITIF FRAMED OIL PAINTINGS, RON DOLEY	
14e		7 x PRIMITIF FRAMED OIL PAINTINGS, RON DOLEY	
14f		6 x PRIMITIF FRAMED OIL PAINTINGS, RON DOLEY	
14g		5 x TURNED WOODEN TABLE LAMPS, GLASS TABLE LAMP	
14h		6 x TURNED PINE PEDESTALS	
14i		ELECTRIC WOOL SPINNING MACHINE 240V	

LOT	QTY	DESCRIPTION	NOTE
14j		RON DOLEY TREADLE SPINNING WHEEL	
			
14k		WOOL SKEINER, FELTER, DARNER & CARDER	
			
14l		WOOL SKEINER, FELTER, DARNER & CARDER	
			
14m		2 x WOOL SKINNERS, FELTER, DARNER & CARDER	
			
14n		PINE SIDE TABLE	
			
14o		FRENCH KNITTING RINGS, HAND SPINNERS & DARNERS	
			
14p		PINE DESK WITH SHELF, TILTING TOP & DRAWER	
			
14q		9 x PRIMITIF FRAMED OIL PAINTINGS	
			


LOT	QTY	DESCRIPTION	NOTE
14r		PAINTERS DESKTOP EASEL	
14s		PAINTED TURNED LEG COFFEE TABLE	
14t		9 x PRIMITIF FRAMED OIL PAINTINGS	
14u		QUANTITY TURNED WOODEN ITEMS, VASES, DISHES ETC	
14v		QUANTITY TURNED WOODEN ITEMS, VASES, DISHES ETC	
14w		QUANTITY TURNED WOODEN ITEMS, VASES, LIDDED BOWLS ETC	
14x		QUANTITY TURNED WOODEN GOBLETS, BOWLS ETC	
14y		1 x BOX WOOLEN YARN SKEINS	

LOT	QTY	DESCRIPTION	NOTE
14z		1 x BOX WOOLEN YARN SKEINS	
15		*** VACANT ***	
15a		COFFEE TABLE	
15b		SMALL PINE DROP SIDE TABLE, LACQUERED	
15c		SMALL PINE DROP SIDE TABLE	
15d		6 x PRIMITIF FRAMED OIL PAINTINGS	
15e		10 x PRIMITIF FRAMED OIL PAINTINGS	
15f		13 x PRIMITIF FRAMED OIL PAINTINGS (2 x WALLS)	
15g		RARE WALKING SPINNING WHEEL	



LOT	QTY	DESCRIPTION	NOTE
15h		WALKING SPINNING WHEEL (INCOMPLETE)	
			
15i		7 x PRIMITIF FRAMED OIL PAINTINGS	
			
15j		9 x PRIMITIF FRAMED OIL PAINTINGS (2 x WALLS)	
			
15k		SPINNING WHEEL & BOBBIN STAND	
			
15l		SMALL WOODEN IRON BOUND, VAULT TOP TRUNK	
			
15m		2 x SPINNING WHEEL TROLLEYS	
			
15n		PINE KITCHEN CHAIRS	
			

**ROOM 2**

15o		LARGE PICTURE	
			








LOT	QTY	DESCRIPTION	NOTE
15p		QUANTITY SMALL ORNAMENTS, POTTERY ETC	
15q		SHELF & LOUVRE DOOR CUPBOARD	
15r		4 x ASSORTED CHAIRS, HEATER, PICTURE ETC	
15s		EARLY DOBBY ELECTRIC SEWING MACHINE	
15t		EMPISAL ELECTRIC SEWING MACHINE	
15u		CIRCULAR TURNED LEG TABLE, MULBERRY TIMBER	
15v		PINE FRAMED CHEVAL MIRROR	
15w		ASSORTED PICTURES, ORNAMENTS, HORNS ETC	
















LOT	QTY	DESCRIPTION	NOTE
15x		BOOKS, WOODWORKING, HORSES ETC	
15y		PINE TABLE	









**SHED 1**








16		ROVER LAWNMOWER (ALL FAULTS) WITH GALV WHEELBARROW & SACK TRUCK	
16a		VINTAGE CEMENT MIXER 240V	
17		STRAIGHT SHAFT LINE TRIMMER, HONDA UMK425U 4 STROKE PETROL WITH PUMP SPRAY	
18		WOODWORKER, JOLLY 260-M.3 TILTING ARBOR TABLE SAW, SPINDLE, PLANER, THICKNESSER, HORIZONTAL BORER 240V	
19		RADIAL ARM SAW, OMGA RN350 600mm TRAVEL 240V	








LOT	QTY	DESCRIPTION	NOTE
20		FABRICATED BAND SAW, 14" 240V (NO GUARDING)	
21		FABRICATED LINISHING/GRINDING STATION 240V (NO GUARDING)	
22		MACHINING LATHE, PORSCHE F-H50 450mm BED, 45mm SWING, 20mm FEED 4 JAW CHUCK, TAIL STOP (NO MOTOR) WITH TIMBER MOBILE STAND & TOOLING IN CUPBOARD	
23		ASSORTED STEEL ROD	
24		16 x SMALL F & G CLAMPS	
25		6 x F CLAMPS, 1 x G CLAMP	
26		PAIR GLUING CLAMPS, 240cm & 55cm	

LOT	QTY	DESCRIPTION	NOTE
27		SMALL PARTS DRAWERS & 7 x TIMBER BOXES & CONTENTS ASSORTED BOLTS	
			
28		ASSORTED HAND TOOLS, PLIERS, SHEARS, HAMMERS, SAWS ETC  (CONTENTS TABLE & WALL)	
			
29		TIMBER WORKBENCH, 175cm 4 DRAWER, WITH 90mm VICE	
			
30		OXY SET, TROLLEY, REGULATORS, HOSE & TORCH	
			
31		ASSORTED DRILLS & CHUCK	
			
32		TWIN BAY STEEL SHELF UNIT, 180cm	
			

LOT	QTY	DESCRIPTION	NOTE
33		2 x LADDERS, TUBE STEEL & TIMBER, 5'	
34		ASSORTED WOOD SAWS, TIMBER BORERS & SCREW DRIVERS (CONTENTS WALL)	
35		ASSORTED FASTENERS, 50 x JARS & TIMBER PARTS BINS	
36		TIMBER STAINS, GLUES, KILL RUST ETC (1 x SHELF)	
37		ASSORTED HAND TOOLS, SHARPENING STONES, CUTTERS ETC (CONTENTS SHELVES)	
38		ASSORTED FILES & RASPS	
39		3 x MAKITA POWER TOOLS, ORBITAL SHEET STANDER, 100mm DRILL & VARIABLE SPEED DRIVER 240V	
40		MEASURING TOOLS, 6 PIECE TELESCOPIC GAGE SET, SQUARES, VINTAGE AUTO LEVEL ETC	

LOT	QTY	DESCRIPTION	NOTE
41		 ELECTRIC HAND CLIPPERS, SUNBEAM STEWART CLIPMASTER MOD: 510 A HEAD 240V	
42		 150mm MACHINE VICE	
43		 PLUNGE ROUTER, HITACHI TR-12 WITH TIMBER CASE & FABRICATED ROUTER TABLE	
44		 2 x PART ROUTER BIT SETS & FORSTNER BIT SET, ULTRA	
45		 200mm BAND SAW, XCEED MOD: EX80BS 240V  (NEEDS ALIGNING)	
46		 125mm BENCH GRINDER, BLACK & DECKER 240V	
47		 TIMBER WOODWORKING TABLE, 200 x 85cm 12 DRAWER, 6 DOOR, 35cm WOOD VICE WITH HUTCH	
48		 76mm BELT SANDER, MAKITA MOD: 9901 240V WITH ASSORTED SANDING BOARDS & PAPER	

LOT	QTY	DESCRIPTION	NOTE
49		2 x DRILL SETS & PART DRILL/DRIVER SET	
50		BISCUIT CUTTER, RYOBI MOD: EPJ800 240V WITH CASE & BISCUITS	
51		100mm ANGLE GRINDER, HITACHI MOD: G10SS 240V WITH TIMBER CASE	
52		DOVETAILER, RYOBI	
53		MITRE BOX, 4 x STANLEY CORNER CLAMPS & ZYLISS VICE	
54		ASSORTED METAL & TIMBER PARTS BINS	
55		TIMBER WORK TABLE, 180 x 75cm 8 DRAWER	

LOT	QTY	DESCRIPTION	NOTE
56		FABRICATED TWIN STATION WOOD LATHE, 310cm 240V (NO GUARDING) WITH CHISELS & TOOLING ON WALL	
57		ASSORTED PARTS, HARDWARE, CHARGER, SINGER SEWING MACHINE (ALL FAULTS) ETC  (CONTENTS SHELVES)	
58		PAIR BLUNDSTONE LEATHER WORK BOOTS, SIZE 11  (NEW IN BOX)	
59		6 DRAWER REPCO TOOL CHEST & CONTENTS, SOCKETS, PLIERS, SCREWDRIVERS, COMBINATION SPANNERS ETC (MOUNTED ON TROLLEY)	
60		CAST IRON POT BELLY STOVE  (TOP FLUMING TO BE LEFT)	
61		AIR COMPRESSOR, TWIN CYLINDER BELT DRIVE 240V	
62		CHAIN BLOCK, TOOLMAC	



LOT	QTY	DESCRIPTION	NOTE
-----	-----	-------------	------

63




COPPER JACKETED HOT WATER TANK (ALL FAULTS)  
STAND & 1 x ROLL COPPER PIPE

64



CARPENTERS TOOL BOX, SAW HORSES, ROLLER STAND & STOOL

65



2 x STEEL JERRY CANS, 20 LITRE & POLY FUEL CAN

66



SPIRAL MARKING RIG, 130cm BED

67



CAST IRON COMBUSTION HEATER

68



ASSORTED GARDENING TOOLS, WORKLIGHTS, TABLE,  
MESH, PAINT  
(CONTENTS SIDE OF SHED)

**FRONT SHED**








69



8" BENCH GRINDER, CROWN  
MOD: 0-10  
INDUSTRIAL RATED  
240V



LOT	QTY	DESCRIPTION	NOTE
70		ARC WELDER, LINCOLN JETWELDER 200 40-200 AMP 240V	
71		CLASSIC SIDCHROME WALL MOUNT TOOL CABINET & CONTENTS ASSORTED SOCKETS & SPANNERS	
72		ASSORTED FARRIER EQUIPMENT, SHOES, BRIDLE, FILES ETC	
73		VINTAGE WALL MOUNT MANUAL DRILL PRESS, RETROFITTED WITH 240V MOTOR	
74		ASSORTED MACHINE PARTS, LEAF SPRINGS, FASTENERS ETC	
75		MACHINE LATHE, WEILY MOD: TY-13258H 58cm BED, 170mm SWING, 40mm FEED 3 JAW CHUCK, TAIL STOP, 100mm VICE 240V WITH ASSORTED TOOLING & PARTS ON SURROUNDING TROLLEYS	
76		TIMBER WORK TABLE, 180 x 100cm WITH 35mm WOOD VICE & TIMBER SHELF UNIT	

LOT	QTY	DESCRIPTION	NOTE
77		 <p>POWER HACKSAW, 30cm BLADE 240V BELT DRIVE (NO GUARDING)</p>	
78		 <p>ASSORTED STEEL OFFCUTS, BOX, TUBE, ROD, ANGLE</p>	
79		 <p>CLASSIC CAP BED LATHE, THORNLEY 100cm BED, 150-250mm SWING 3 JAW CHUCK, TAIL STOP 240V BELT DRIVE (NO GUARDING)</p>	
80		 <p>ASSORTED STEEL STOCKS, ROD, BAR, ANGLE CONTENTS WITH RACK, FRAMES OUTSIDE</p>	
81		 <p>1989 MITSUBISHI EXPRESS VAN RWD REG: UZM 519 VIN: JMF5F5M99LJ020884 ENG: 4056CL9707 ODO: 434,436kms INDICATED 4 CYLINDER DIESEL, 5 SPEED MANUAL TRANSMISSION, 2 SEAT, RWD BULL BAR, CARGO BARRIER, TOW BAR, 2 x SLIDE DOORS (NO PAPERS, WITH 1 KEY/S, WITH OWNER'S MANUAL, WITH SERVICE BOOKS) CONDITION: DRIVERS DOOR - DENT - BROKEN TAIL LENS - DENTS &amp; SCRATCHES - SOME RUST</p>	
82		 <p>6 x 4' ENCLOSED BOX TRAILER REG: TKP 542 VIN &amp; MAKE NOT RECORDED (NO PAPERS)</p>	
83		 <p>FABRICATED TRAILER, FROM SUZUKI 800 HATCH WITH SPARE DOOR</p>	

LOT	QTY	DESCRIPTION	NOTE
-----	-----	-------------	------

**SHED 2**

84



8 x GALV CORRUGATED IRON SHEETS, 380cm WITH LASER LIGHT OFFCUTS

85



ASSORTED TIMBER STOCKS  
(CONTENTS SHED & LEAN TO SHED)

86



FABRICATED SLIDE SEAT & STEEL FRAME

87



ROUGH CUT HARDWOOD SLAB, 250 x 50cm  
50mm THICK

88



HOLDEN 4x4 JACKAROO STATION WAGON (ALL FAULTS - NO BRAKES AT ALL)  
VIN: NOT FOUND  
REG: NO PLATES  
ODO: 418,848kms INDICATED  
ENG NO: 120113  
4 CYLINDER, DIESEL, 4 SPEED MANUAL  
2 SEAT, 2 DOOR  
WITH KEY  
BULL BAR, TOW BAR  
  
(WRECKING ONLY)

89



HOMEMADE SINGLE AXLE CARAVAN, 520 x 230cm  
REG: NO PLATES  
FRONT DOUBLE BED, 2 x REAR BUNK BEDS  
LPG STOVE, BAR FRIDGE, STAINLESS STEEL SINK, DINING TABLE & BENCH SEATING  
TIMBER LAMINATE LINED LINOLEUM FLOOR  
BALL HITCH, HYDRAULIC BRAKES