










LOT	QTY	DESCRIPTION	NOTE
1		 PAVERS, CHARCOAL/BROWN, 230 x 110 x 50mm 12.650m2 APPROX 2 x PALLETS (500 TOTAL)	
2		 PAVERS, CHARCOAL/BROWN, 230 x 110 x 50mm 10.6m2 APPROX 2 x PALLETS (418 TOTAL)	
3		 PAVERS, CHARCOAL/BROWN, 230 x 110 x 50mm 12.6m2 APPROX 2 x PALLETS (500 TOTAL)	
4		 PAVERS, CHARCOAL/BROWN, 230 x 110 x 50mm 12.6m2 APPROX 2 x PALLETS (500 TOTAL)	
5		 PAVERS, CHARCOAL/BROWN, 230 x 110 x 50mm 17.7m2 APPROX 3 x PALLETS (700 TOTAL)	
6		 5 x LENGTHS STEEL PIPE, GALV PAINTED BLACK, 1300 (L) x 165mm DIAMETER,	
7		 4 x FOAM WALL PANELS, 2400 x 900mm, DARK GREY STEEL, INTERLOCKING & 1 x PIECE STEEL CAPPING, 185 x 130 x 2400m, LIGHT GREY	
8		 16 x LENGTHS ASSORTED GALV C-SECTION, 75 & 100mm, UP TO 2800mm (L)	

LOT	QTY	DESCRIPTION	NOTE
9		 <p>4 x GALV POSTS, 90 x 90mm, 2 @ 3m, 2 @ 2.5m WITH BRACKETS WELDED TO TOP</p>	
10		 <p>ASSORTED STEEL SHEET BUILDING PRODUCTS, FAWN, UP TO 6m, RIDGE CAPPING, SHEETS, CHANNELS</p>	
11		 <p>3 x SECTIONS ROLLER CONVEYOR, 380mm ROLLERS, 2 @ 3m, 1 @ 2.1m WITH 10 x ADJUSTABLE HEIGHT STANDS BY MECHANICAL HANDLING EQUIPMENT</p>	
12		 <p>FORMWORK PANELS & CONNECTORS, C-SECTION PANELS, 4 x 1800 x 150mm 2 x 1500 x 200mm 5 x 1200 x 200mm 6 x 900 x 200mm 1 x 1500 x 150mm & 16 x CONNECTING BARS, C-SECTION 8 x 900mm 8 x 1200mm 1 x PALLET</p>	
13		 <p>ASSORTED FORMWORK 4 x CORNER SECTIONS, 1800 x 150 x 50mm, 7 x CORNER SECTIONS 1200 x 150 x 150mm 2 x CORNER SECTIONS, 900 x 150 x 150mm & ANGLE CONNECTORS 9 x 1800mm (L) 2 x 1500mm (L) 10 x 1200mm (L) 12 x 900mm (L) 8 x 600mm (L) 2 x 300mm (L) 1 x PALLET</p>	
14		 <p>20 x FORMWORK PANELS, 900 x 600mm</p>	
15		 <p>20 x FORMWORK PANELS, 900 x 600mm</p>	

LOT	QTY	DESCRIPTION	NOTE
16		 20 x FORMWORK PANELS, 6 @ 900 x 450mm 5 @ 900 x 300mm & TUB WEDGE CUPS	
17		 FORMWORK BRACKETS & ACCESSORIES, 14 x 20 LITRE BUCKETS	
18		 WHITE FIBRE BUILDER BLOCK, 6 x LENGTHS INC 5 @ 2400 x 600mm 1 @ 700 x 600mm	
19		 22 x GREEN FENCE POST CHANNELS, 2800mm	
19a		 22 x GREEN FENCE POST CHANNELS, 2400mm	
20		 26 x FAWN FENCE POST CHANNELS, 2400mm	
21		 4 x FOAMFAST PANELS & SECTIONS 1 @ 2500 x 1200 x 150mm 1 @ 1200 x 1000 x 150mm & 2 x BLOCKS	
22		 12 x PALLET RACKING CROSS BEAMS, MEDIUM WEIGHT, 2500mm (L), 3 PIN	

LOT	QTY	DESCRIPTION	NOTE
23		 16 x PALLET RACKING CROSS BEAMS, MEDIUM WEIGHT, 2500mm (L), 3 PIN	
24		 8 x PALLET RACKING CROSS BEAMS, LIGHT WEIGHT, 2500mm (L), 3 PIN	
25		 1 x ROLL ARTIFICIAL LAWN, 4 x 4m (L)	
26		 PAIR STEEL RHS SECTIONS, 150 x 50mm x 2m (L)	
27		 1 x LENGTH FIBRE PIPE, 2750 x 250mm	
28		 7 x CONCRETE SLEEPERS, DARK GREY 6 @ 2400 x 100mm PATTERNED 1 @ 1800 x 100mm, PATTERNED	
29		 6 x CONCRETE SLEEPERS, PLAIN 3 @ 2400 x 100mm, 3 @ 1800 x 100mm & 7 x CONNECTOR BLOCKS	
30		 6 x CONCRETE SLEEPERS, PLAIN 3 @ 2400 x 100mm, 3 @ 1800 x 100mm & 7 x CONNECTOR BLOCKS	

LOT	QTY	DESCRIPTION	NOTE
31		4 x CONCRETE SLEEPERS, PATTERNED 17000 x 100mm, WITH END PIECES	
32		2 x ROLLS GALV FENCE WIRE, 75 x 45 mm, 1200mm (H)	
33		220 LITRE, BLUE POLY DRUM	
34		HEAVY DUTY BUILDERS WHEELBARROW	
35		PAIR HEAVY DUTY BUILDERS WHEELBARROWS, (NEED SOME LOVE)	
36		HEAVY DUTY BUILDERS WHEELBARROW	

LOT	QTY	DESCRIPTION	NOTE
37		8 x ASSORTED DRAIN & SEWER COVERS	
			
38		12 x ASSORTED CONCRETE SLEEPERS, SHORT, 1000 & 900mm (L)	
			
39		4 x LENGTHS GALV PIPE, 2000 x 165mm	
			
40		4 x LENGTHS GALV PIPE, 2000 x 165mm	
			
41		ASSORTED BLACK ALUMINIUM TUBE FENCE PANES INC 2 @ 2450 x 1200mm (H) 1 @ 1050 x 1200mm (H) 4 @ 1100 x 900mm (H) 1 @ 2400 x 900mm (H) 4 @ 700 x 900mm (H)	
			
42		9 x GALV BUILDERS BRACKETS, 650mm (L)	
			
43		4 x PALLET RACKING CROSS BEAMS, 1350mm	
			
44		12 x ROLLED GALV C CHANNEL, 2700 x 60 x 40mm	
			

LOT	QTY	DESCRIPTION	NOTE
-----	-----	-------------	------

45 12 x ROLLED GALV C CHANNEL, 2700 x 60 x 40mm



46 BUILDERS PIT, BLACK POLY, 700 x 470 x 650mm (D)



47 BUILDERS PIT, BLACK POLY, 700 x 470 x 650mm (D)



48 BUILDERS PIT, BLACK POLY, 700 x 470 x 650mm (D)



49 BUILDERS PIT, BLACK POLY, 700 x 470 x 650mm (D)












50 BUILDERS PIT, BLACK POLY, 700 x 470 x 650mm (D)



LOT	QTY	DESCRIPTION	NOTE
51		5 STUD TRUCK RIM WITH 750 R16 LT TYRE	
52		2 x SMALL TRUCK HUNGRY BOARDS, 2400 x 400mm	
53		PAIR ALUMINIUM WINDOWS, BLACK FRAME 1 x WIND OUT, 970 x 630mm & 1 x SLIDING PANEL, 1600 x 1100mm APPROX	
54		7 x GALV MESH FENCE PANELS, 2400 x 1900mm & 8 x BLOCKS	
55		1 x FIBRE BUILDING SHEET, 2100 x 1100 x 20mm	
56		18 x CONCRETE SLEEPER OFFCUTS, 200 x 75 x 600mm (L) APPROX	
57		4 BURNER BBQ, LPG, 2 DOOR & COVER	
58		ASSORTED REO BAR OFFCUTS, CONTENTS PALLET	

LOT	QTY	DESCRIPTION	NOTE
59		 RHINO RACK, BLACK, 1800 x 1400mm	
60		 CONCRETE MIXER, LARGE CAPACITY, 3.5 CUBIC/FEET 240V, PNEUMATIC TYRES	
61		 HYSTER FORKLIFT MOD: H1.75XL 4 CYLINDER S/NO: C001B08773K LPG, 2 STAGE MAST PNEUMATIC TYRES, HOURS: 6,796 showing LIGHTS 1,620kg LIFT CAPACITY 3300mm LIFT HEIGHT	
62		 TRIKE, OZ TRIKES AUSTRALIA REG: S63 AXX ODO: 3141km VW1600 POWERED DUAL PORT HEADS DUAL SOLEX CARBYS EXTRACTORS, STAINLESS STEEL MUFFLERS ALTERNATOR 4 SPEED/REV MAXIA TRAVEL CASE TWIN SEAT DISC BRAKES FRONT & REAR 295-/50R15 REAR TYRES ON ALLOY RIMS 130/90 16 FRONT ON SPOKE RIM 1 x KEY	
63		 TIMBER DOUBLE BED FRAME & BASE BOARDS	
64		 2 x STEEL FRAME SIGNS	
65		 CEC TENT IN CARRY BAG WITH GROUND COVER & FITTINGS, 3 PERSON	

LOT	QTY	DESCRIPTION	NOTE
66			SNORKEL ELEVATING WORK PLATFORM MODEL SL25 SERIAL 984247 7.5m LIFT 385kg CAPACITY DOM: OCT 1998 BUILT IN USA ELECTRIC WITH AS NEW BATTERIES FITTED
67			4 DRAWER FILING CABINET, STEEL, STATE WIDE, CREAM
68			TIMBER BATHROOM SINK, FLOWER TILES, 2 DOOR, 1010mm (L), 830mm (H), 500mm (D) BRASS TAP WARE
69			THE FAMILY CLEAN OUT FOLDAWAY CHAIR, ELECTRIC KETTLE, WIRELESS ALARM, TUPPERWARE CONTAINERS, HP iPAQ 212, 7 x SWAN SECURITY CAMERAS
70			TIMBER COFFEE TABLE, 100 x 600mm, TIMBER TV CABINET, 800 x 450 x 750mm & TIMBER 2 DRAWER SIDEBORD
71			CAR GRILL, "B"
72			PAIR MOTOCROSS BOOTS, AXO, FREEDOM, SIZE US10, (EU44)

LOT	QTY	DESCRIPTION	NOTE
73		OLD LOOK CITY SIGN, 950 x 600mm	
74		TIMBER & STEEL SINGLE BED FRAME, 1900 x 1100mm	
75		ZERO GRAVITY GENSET, YAMAHA M2360 PETROL ENGINE DUAL 240V OUTLETS WITH ELCB 5200w S/NO: CH140230234 DOM: 2014 ON MOBILE FRAME	
76		CEILING & WALL LINING, CHERRY GRAIN, 4 x CARTONS, (24m2 TOTAL)	
77		PEDESTAL FAN, 240V MOD: FD-40M 450mm DIAMETER	
78		4 x HIGH BAY LIGHTS, THORN METAL HALIDE, 400w	

LOT	QTY	DESCRIPTION	NOTE
-----	-----	-------------	------

79



4 x HIGH BAY LIGHTS, THORN METAL HALIDE, 400w

80



3 x WINDOW BLINDS WITH BRACKETS, 600mm (W), NEW IN PACKETS

81



BATHROOM ACCESSORIES, SOAP DISH, TOWEL RAILS & PULL HANDLES

82



CARPET SQUARE, GREY/WHITE, 1800 x 1300mm APPROX

83















WHITE HIGH PRESSURE HOSE ON REEL

84



BLACK HIGH PRESSURE HOSE ON REEL


LOT	QTY	DESCRIPTION	NOTE
85		PLASTIC CARRY CASE, 300 x 300 x 200mm	
86		PAIR STEEL STOCK TROLLEYS, 750 x 500mm	
87		RAINBIRD CONTROL MODULE, NO KEY	
88		5 x STACKABLE PARTS BINS, 600 x 470 x 200mm EACH	
89		VAN VAULT, SLIM SLIDER DRAWER, UNIT WITH KEY 1200 (D) x 1000(W) x 190mm (H), SINGLE DRAWER	
90		CLEANERS TROLLEY, RUBBERMAID PLASTIC, TRAY, SHELF & WASTE BAG	






LOT	QTY	DESCRIPTION	NOTE
91		EARTHQUAKE SPEAKER UNIT MOD: K10 800w MAX	
92		HITACHI IMPACT DRILL, MOD: HP2051 240V, KEYLESS CHUCK IN CASE,	
93		BOSCH CORDLESS CUTTER/SANDER MULTI TOOL MOD: GOP108VL1 PROFESSIONAL IN CASE, 2 x BATTERIES & CHARGER	
94		VICTA WALK BEHIND LAWNMOWER MANUAL GET SOME EXERCISE!!	
95		METABO CORDLESS SITE RADIO IN CARRY CRADLE & SOFT TOOL CARRY	
96		1 x ROLL QUICK ADHESIVE MESH (5x5), 1m (W) x 50m	

LOT	QTY	DESCRIPTION	NOTE
97		1 x ROLL QUICK ADHESIVE MESH (5x5), 1m (W) x 50m	
			
98		KIPOR GENSET, 1KVA, 4 STROKE PETROL 12V/240V OUTLETS	
			
99		RECHARGEABLE CORKSCREW WITH INFRA-RED THERMOMETER	
			
100		HUSQVARNA K760 QUICK CUT SAW PETROL, 3250mm, WITH TIPPED BLADE	
			
101		POST HOLE BORER, ECHO EA410 PETROL WITH 180mm AUGER	
			
102		ONGA SUBMERSIBLE PUMP, 240V, AS NEW TANK BUDDY OTB450W WITH HOSE	
			
103		HITACHI HAND DRILL, MOD: DV13VSS 240V, REVERSIBLE & BOSCH ANGLE GRINDER IN CASE CONDITION UNKNOWN	
			
104		MY HOUSE SWING GATE OPENER, MOD: WG10S NEW IN BOX	
			


LOT	QTY	DESCRIPTION	NOTE
105		4 x WHITE STEEL MESH STORAGE BASKETS WITH ROLLER SLIDES, BASKETS, 400 x 400 x 250mm NEW IN BOX	
106		PAIR KIDS SCOOTERS, 2 & 3 WHEEL	
107		STEALTH SERPENT WATER SNAKE, 12V BOAT MOTOR WITH PROP & THROTTLE	
108		2 x STEEL JERRY CAN HOLDERS & GRAPPLING FOLDING ANCHOR	
109		SHOWER SCREEN GLASS MOD: SHJJ2004B 1900 x 800 x 800mm	
110		BOSCH SITE RADIO, 240V WITH 2 GPO'S IN CARRY CASE	
111		ALLOY TOOL BOX, 1500 x 680 x 480mm (D)	

LOT	QTY	DESCRIPTION	NOTE
112		ALLOY TOOL BOX, RHINO, 1125 x 600 x 480mm (D)	
			
113		ALLOY TOOL BOX, RHINO, 1150 x 650 x 495mm (D)	
			
114		SLIM GUIDE ROLLER DOOR OPENER, MOD: ET30 240V, NEW	
			
115		ARLEC CEILING FAN, 4 BLADE, WHITE, 120cm, MDF BLADES 240V, REVERSIBLE, NEW IN CARTON	
			
116		ALUMINIUM WINDOW FRAME, GREY, 900 x 600mm APPROX, NEW MAN HOLE FRAME, 600 x 600mm & 8 x PIECES STEEL MESH	
			
117		GALV SITE BOX, 1150 x 380 x 380mm, LOCKABLE, NO KEY	
			
118		LINCOLN 180C MIG WELDER, 240V	
			

LOT	QTY	DESCRIPTION	NOTE
119		WACKER FOOT COMPACTOR, PETROL 300 x 250mm FOOT	
			
120		MOBILE PRESSURE CLEANER, HOSE & HAND PIECE, CROMMELINS S/NO: C4415 PNEUMATIC TYRES	
			
121		KC CONCRETE MIXER, 3.5 CUBIC FEET 240V MOBILE WITH 4 LEG STAND	
			
122		METAL BANDSAW, MOD: VE-712A1 S/NO: 06053082 12 x 7" CAPACITY 240V, 1HP HYDRAULIC CUTTING DAMPENER E/STOP, COOLANT SYSTEM	
			
123		HEDGE TRIMMER, SHINDAIWA MOD: DH2200ST PETROL	
			
124		MERIDIAN WOOD HEATER, S/NO: 93096 WITH FLUE KIT	
			

LOT	QTY	DESCRIPTION	NOTE
125		5 x ROLLS SELF ADHESIVE TAPE. 5 x 5 x 160g, BLUE 150mm x 50m	
126		18 x SPIGOT EXTENDERS, 200mm, STAINLESS STEEL	
127		LOW RANGE FISH FINDER, ELITEX WITH LOW RANGE KAYAK SCUPPER HOLE TRANSDUCER MOUNTING SYSTEM	
128		ASSORTED TAPWARE WITH MACHINE TAPS, SOAP DISHES	
129		3 x AURORA BUNKER LIGHTS	
130		2 x 50mm FLEX HOSE KITS, BUSHMAN & 13 x DOWNLIGHT GUARDS	


LOT	QTY	DESCRIPTION	NOTE
-----	-----	-------------	------

131  ONGA WATER SWITCH, RAIN WATER CONTROLLER, NEW IN BOX, WITH BOOK








132  PRESSURE WAVE WATER CYLINDERS, MOD: PWB-8LX 2 x CARTONS

133  10 x TORO WATER SPRINKLER HEADS PART NO: T7P-52 NEW, 2 x CARTONS

134  10 x TORO WATER SPRINKLER HEADS PART NO: T7P-52 NEW, 2 x CARTONS

135  25 x 25mm TEE PIECES, POLY, x 3/4" THREAD, 1 x CARTON

135a  25mm ELBOWS, POLY, x 3/4" THREAD, 1 x CARTON

LOT	QTY	DESCRIPTION	NOTE
136		GREY PLASTIC SITE BOX/UTE BOX, 1200 x 550 x 300mm (H)	
137		20 x FOAM/VINYL TILES, 1020 x 610 x 25mm THICK, 1 x CARTON	
138		6 x ACROW PROPS, 1080mm CLOSED LENGTH	
139		TJM SWING AWNING & BRACKETS	
140		2014 DMAX FRONT BUMPER, SILVER	
141		3 x PART ROLLS TORO IRRIGATION CONTROL CABLE	
142		RAIN BIRD CONTROLLER PART NO: 634593 REV G NEW IN BOX	