


















































LOT	QTY	DESCRIPTION	NOTE
1		LIFETIME JOINERS VICE, BENCH MOUNT	
2		LIFETIME JOINERS VICE, BENCH MOUNT	
3		LIFETIME JOINERS VICE, BENCH MOUNT	
4		PAIR VICE GRIPS, IRON, HANDSAW & CONSUMABLES	
5		MAKITA DRILL/DRIVER KIT & SCREWDRIVER SET	
6		SHARPENING STONE BLOCK & ASSORTED ROUTER BITS	
7		AIRCO PNEUMATIC BRAD NAILER	
8		AIRCO PNEUMATIC BRAD NAILER	
9		AIRCO PNEUMATIC BRAD NAILER, IN CASE, WITH ACCESSORIES	










LOT	QTY	DESCRIPTION	NOTE
10		 WELDING MASK, EARMUFFS & DUST MASK	
11		 COLLECTION AIRCO STAPLES & BRADS (APPROX 22 x FULL & PART BOXES)	
12		 ** WITHDRAWN ** PASLODE PNEUMATIC 80 SERIES STAPLER, 6-16mm, 80-110 PSI	
13		 HOSE FITTING GRAB KIT & CONTENTS FITTINGS, SET OF COMBO SPANNERS	
14		 PAIR LEGRIS WATER/OIL SEPERATORS, PNEUMATIC, WALL MOUNT	
15		 3 x PNEUMATIC SPRAY POTS, 2 x IWATA VX-707 GUNS, 1 x WORKQUIP P-102	
16		 ASSORTED HAND TOOLS & CONSUMABLES, SET SQUARES, SCREWDRIVERS, PLIERS ETC, WAX BLOCKS, STEEL WOOL ETC	
17		 STAINLESS STEEL SMALL PART TRAYS & 2 x ROLLS BAGGING PLASTIC	
18		 DOWEL BORER, BLOCK/BENCH MOUNT, WITH CROMPTON PARKINSON 1/2 HP ELECTRIC MOTOR, 240V	

LOT	QTY	DESCRIPTION	NOTE
19		TRESTLE BENCH, PAIR TIMBER TRESTLE LEGS & STORAGE END, 3700 x 1200mm	
20		FANTECH JETSTREAM FAN MOD: JCE202-3 3 SPEED, SINGLE PHASE 240V	
21		BINKS SPRAY POT, PNEUMATIC MOD: E25 S/NO: 20768	
22		SUNAIR FLOOR FAN MOD: HVF405	
23		3 x EXTENSION LEADS	
24		HARDWOOD TIMBER BENCH, 2300 x 760mm	
25		6 x PAULCALL F-CLAMPS (4 x 700mm & 2 x 500mm)	
26		6 x PAULCALL F-CLAMPS (4 x 650mm & 2 x 500mm)	
27		7 x ASSORTED F-CLAMPS (3 x 500mm, 1 x 650mm & 3 x 450mm)	

LOT	QTY	DESCRIPTION	NOTE
28		4 x LIFETIME G-CLAMPS, 150mm, ALLOY HEAT TREATED, HIGH TENSILE (AUSTRALIAN MADE)	
29		2 x MALLEABLE NO. 8 G-CLAMPS	
30		4 x PAULCALL F-CLAMPS, 600mm	
31		TRESTLE BENCH, MDF TOP, PAIR TRESTLE LEGS, 2200mm (W) x 700mm (D) x 600mm (H)	
32		PULLMAN WORKSHOP VACUUM MOD: ASL-10-A40 S/NO: 080670 1000w WITH HOSE (NO HANDPIECE)	
33		SWAN PRO AIR MOTORISED PORTABLE ELECTRIC AIR COMPRESSOR MOD: 12521 & SVU202 S/NO: 36239 V2 CYLINDER, SINGLE PHASE 240V WITH AIRLINE HOSE & RYCO AIR HANDPIECE	
34		7 x ASSORTED SASH CLAMPS (3 x 1200mm, 3 x 900mm & 1 x 100mm)	
35		4 x PIPE CLAMPS (2 x 1500mm & 2 x 1000mm)	
36		5 x SASH CLAMPS (MISSING END STOCK), (2 x 1200mm, 2 x 900mm & 1 x 1800mm)	










LOT	QTY	DESCRIPTION	NOTE
37		ASSORTED FURNITURE, HARDWARE & FASTENERS, DRAWER RUNNERS, HINGES, HANDLES, BOOKCASE SHELF, PLUGS, FLATHEAD SCREWS ETC (5 x BOXES)	
			
38		MOBILE WORKBENCH, 1200 x 700 x 1000mm (H)	
			
39		WHIRLPOOL UNDERBAR REFRIGERATOR MOD: WRO125	
			
40		PAIR BOX STEEL WALL MOUNT STOCK RACKS, 7 TIER, 1700mm (H) x 1300mm (D)	
			
41		BROOMS, SHOVEL & FLOOR SCRAPER	
			
42		TIMBER WORKBENCH, 2400 x 1300 x 900mm	
			
43		4 x TURNED TIMBER TABLE LAMP BASES	
			
44		PAIR RAW OAK DRESSER MIRROR FRAMES & 4 x ASSORTED DECORATIVE CARVED MIRROR FRAMES	
			
45		ASSORTED WOOD TURNINGS, FIJIAN CEDAR, WITH FINIALS	
			

LOT	QTY	DESCRIPTION	NOTE
46		12 x TURNED MAHOGANY COFFEE TABLE LEGS	
47		13 x TURNED MAHOGANY SINGLE PEDESTAL COFFEE/WINE TABLE STEMS	
48		12 x TURNED MAHOGANY BUN FEET	
49		BOX ASSORTED TURNED TIMBER SPINDLES	
50		BRAZILIAN CEDAR DECORATIVE CARVED GRANDFATHER CHAIR FRAME	
51		BOSCH JIGSAW MOD: PST 800 PEL IN CARRY CASE & FESTOOL PALM SANDER MOD: RS 400 EQ	
52		DEWALT JIGSAW MOD: DW341 XE IN CARRY CASE & FESTOOL ORBITAL SANDER MOD: ETS 150/5E	
53		SKILSAW 184mm CIRCULAR SAW & SIDCHROME ELECTRIC PLANER MOD: 303	
54		TIMBER LADDER, 4.9m	










LOT	QTY	DESCRIPTION	NOTE
55		 STEEL FRAMED MOBILE SPRAY PAINTING BENCH, 1600 x 2000mm	
56		 STEEL HEAVY DUTY VEHICLE SHEET STOCK RACK, 1150mm (W) x 900mm (D) x 1800mm (H)	
57		 BANDFACER, MOTORISED ELECTRIC, BELT SANDER 240V	
58		 HAND TROLLEY, STOOL & STEP LADDER	
59		 SWAN PRO AIR MOTORISED PORTABLE ELECTRIC AIR COMPRESSOR MOD: SV202 V2 CYLINDER 240V	
60		 MOTORISED PEDESTAL GRINDER & POLISHER 240V	
61		 UNIVERSAL MOTORISED ELECTRIC DRILL PRESS MOD: PT-100H SPINDLE MT2 240V	
62		 BROWNBUILT BEIGE STEEL 4 DRAWER FILING CABINET	
63		 STEEL FRAMED 3 TIER MOBILE STOCK RACK, WITH WELDED MESH SHELVES, 2600mm (W) x 550mm (D) x 1200mm (H)	

LOT	QTY	DESCRIPTION	NOTE
64		 <p>WHITE LAMINATE 4 DRAWER UPRIGHT CHEST COMPONENTS, PAIR SIDE PANELS, 4 x DRAWERS &amp; DRAWER RUNNERS</p>	
65		 <p>CHESS BOARD TOP, VENEER INLAY &amp; WHITEBOARD PANEL</p>	
66		 <p>PYLON COATINGS THINNERS, QUICK SEAL, CLEAR POLYURETHANE, BAILEY STAINS ETC</p>	
67		 <p>STAINLESS STEEL LAUNDRY TUB/SINK, 2 TAP HOLE</p>	
68		 <p>HOLZHER MOTORISED WOODWORKING EDGEBANDER, PRE GLUE  MOD/TYPE: T431  S/NO: 403/9-507  DOM: 1995  415V</p>	
69		 <p>WOODTECH MOTORISED PORTABLE SINGLE BAG DUST EXTRACTOR  MOD: UFO-101  S/NO: 04631  DOM: 1995</p>	
70		 <p>BAY OF PALLET RACKING, PAIR GALV STEEL UPRIGHTS, 300mm, 17 x BEAMS (2800mm)</p>	
71		 <p>ASSORTED MDF SHELVING SIZE SHEETS, MAINLY 10mm</p>	
72		 <p>LG 37" LCD TV  WITH DGTEC SET-TOP BOX, REMOTES &amp; AERIAL</p>	








LOT	QTY	DESCRIPTION	NOTE
73		 CHROME FRAMED 3 TIER 4 WHEEL TROLLEY, WITH STAINLESS STEEL SHELVES	
74		 9 x ROLLS PLASTIC FURNITURE EDGING, BEIGE, WHITE, GREY & BLACK	
75		 ASSORTED LENGTHS BRAZILIAN CEDAR, 150 x 90mm, 200 x 90mm & 300 x 30mm	
76		 ASSORTED TIMBER & MDF STOCK, ROUTED FRAME & EDGING, SCOTIA & MDF BOARDS (1 x SHELF)	
77		 ASSORTED 10mm MDF BOARDS, SHELF SIZE PIECES	
78		 AUSTRALIAN OAK, 150 x 25 x 5m, PRIMED MDF SKIRTING, 12 x 6.5m, 190 x 20mm, TASMANIAN OAK ETC	
79		 SOLID BLACKWOOD, 12 x PIECES ASSORTED PIECES, 180 x 25mm	
80		 ASSORTED DOUBLE SIDE WHITE LAMINATE PARTICLEBOARD PIECES	
81		 ASSORTED MDF SHEETS, MAINLY 10mm	

LOT	QTY	DESCRIPTION	NOTE
82		 <p>VENEERED &amp; LAMINATE PARTICLEBOARD, SHEET WHITE ACRYLIC, 1 x FULL SHEET BEECH VENEER, 400 x 1200mm, JARRAH SHEET, 2400 x 1000mm</p>	
83		 <p>2 x STEEL WALL MOUNTED HORIZONTAL STOCK RACKS, WALL MOUNT, 5 TIER, 3800mm (W) x 650mm x 300mm (H)</p>	
84		 <p>ALTENDORF MOTORISED WOODWORKING PANEL SAW MOD: F-45 S/NO: 85-9-36 DOM: 1985 TILTING ARBOUR, SCRIBING BLADE, OUTRIGGER TABLE 415V</p>	
85		 <p>LEDA MOTORISED PORTABLE SINGLE BAG DUST EXTRACTOR MOD: CT106A S/NO: M094361 DOM: 2012 240V</p>	
86		 <p>TIMBER ROUTER WORKBENCH, 1200 x 700mm WITH JOINERS VICE</p>	
87		 <p>MOBILE STEEL A-FRAME PANEL RACK, 2100 x 1100 x 1350mm</p>	
88		 <p>SAMSUNG 40" TELEVISION</p>	
89		 <p>STAINED TIMBER BENCHTOP, 1850 x 550mm</p>	
90		 <p>5 x SHEETS WHITE GLASS, 800 x 550mm</p>	

LOT	QTY	DESCRIPTION	NOTE
91		STAINED PINE TIMBER COT & BENCH	
92		STEEL A-FRAME STOCK RACK, 3600mm (L) x 2100mm (H)	
93		11 x SHEETS MDF, 2600/2400mm x 1200mm TIMBER BENCH FRAME	
94		4 x TRESTLE LEGS	
95		7 x WOOD TURNINGS TO SUIT BED FRAMES	
96		STAINED PINE TIMBER SINGLE BED	
97		ALUMINIUM STRAIGHT EDGE (SCREED) 3600mm	
98		COLORBOND CLAD SPRAY BOOTH STRUCTURE 2 SECTION APPROX: 3500mm (L) x 4100 (W) x 2450mm (H) 4000mm (L) x 4100 (W) x 2450mm (H) WITH GALVANISED STEEL SPRAY BOOTH 3800mm (L) x 2100mm (W) x 2400mm (H) WITH EXTRACTION FAN & LIGHTING	
99		TIMBER WORKBENCH, 1800 x 1000mm	

LOT	QTY	DESCRIPTION	NOTE
100		 STEEL & TIMBER STOCK RACK, 2300 x 1150 x 550mm	
101		 STEEL 2 DOOR FLAMMABLE LIQUIDS STORAGE CABINET, 1650 x 1450 x 600mm	
102		 MOTORISED WOODWORKING PANEL PLANER THICKNESSER, 600mm 415V WITH SINGLE BAG DUST EXTRACTOR	
103		 MOTORISED WOODWORKING BUZZ PLANER, 400mm 415V	
104		 PAULLCALL MOTORISED WOODWORKING TABLE SAW, 600 x 450mm MOD: CS4-129 240V	
105		 OMGA MOTORISED RADIAL ARM WOODWORKING DOCKING SAW MOD: 450 240V	
106		 TIMBER WORKBENCH, 2400 x 1200mm	
107		 7 x PACKING/REMOVALISTS BLANKETS	
108		 LACEY MOTORISED WOODWORKING OVERHEAD BELT SANDING MACHINE, 2100 x 750mm ROLLER FEED, WORK TABLE 415V	

LOT	QTY	DESCRIPTION	NOTE
109		 <p>MOTORISED WOODWORKING SAW 300mm BLADE 700 x 1200mm / 350 x 1200mm TABLE ADJUSTABLE WORK SLIDE &amp; GUARD 415V</p>	
110		 <p>HEGNA MOTORISED WOODWORKING PATTERN/SCROLL SAW MOD: MULTI CUT 3 240V</p>	
111		 <p>ASCOM MOTORISED WOODWORKING BANDSAW 450mm ADJUSTABLE THROAT, ROLLER BLADE GUIDE 240V WITH SPARE BLADES</p>	
112		 <p><b>** WITHDRAWN **</b> SOLID RED GUM SLAB, BARK TO BARK TOPPED DINING/OUTDOOR TABLE, RESIN FILLED, SOLID LEG &amp; FRAME 1600 x 100 x 800mm (H)</p>	
113		 <p>OVAL EXTENSION DINING TABLE, TWIN LEAF EXTENDED, 1800 x 1200mm</p>	