





LOT	QTY	DESCRIPTION	NOTE
-----	-----	-------------	------


OFFICES


1  2 x GREY, 4 DRAWER , STEEL FILING CABINETS


2  2 x ASSORTED, 4 DRAWER , STEEL FILING CABINETS


3  OFFICE DESK, 180 x 180cm, BEECH STORM LAMINATE, GREY DRAWER SET & OFFICE CHAIR




4  ADC 22" LCD MONITOR, KEYBOARD & CANON PIXMA PRINTER

5  MFC KYOCERA, ECOSY M5521CDW, DISC & MANUAL


6  DESK, 160cm, BEECH/STORM LAMINATE & MATCHING 2 DOOR CREDENZA WITH BLACK GAS LIFT OFFICE CHAIR










7  BEECH/STORM LAMINATE CREDENZA, 2 DOOR


8  3 x ASSORTED WHITEBOARDS, 120 & 90cm

LOT	QTY	DESCRIPTION	NOTE
9		 TIMBER GRAIN LAMINATE DESK, 180cm, 3 DRAWER & BLACK FABRIC GAS LIFT OFFICE CHAIR WITH 3 x FABRIC PARTITIONS	
10		** VACANT **	
11		 UTILITY SHELF UNIT, 240cm, BLACK TUBE STEEL, 2 TIER & OFFICE SUNDRIES	
12		 LUNCH TABLE, 210cm, TIMBER GRAIN LAMINATE & 5 x ASSORTED OFFICE CHAIRS	
13		 BEECH LAMINATE 2 DOOR CABINET, 180cm	
14		 DIVORCE KIT, PANASONIC MICROWAVE, TOSTER, KETTLE & WESTINGHOUSE 2 DOOR FRIDGE	
15		** VACANT **	
16		 MAESTRO 4 DRAWER FILING CABINET, STEEL	
17		 FIRST AID KIT, 2 x WATER DISPENSERS & FILTER, CRATE & 3 TIER SHELF UNITS	





SHOWROOM









18		 12 HOLE PIGEON HOLE UNIT, LAMINATE & MATCHING SIDE TABLE, TUBE STEEL FRAME	
----	--	--	--




LOT	QTY	DESCRIPTION	NOTE
19		PARAMOUNT 2 DOOR STEEL CABINET, LOWLINE, 110cm, BEIGE	
			
20		PARAMOUNT 2 DOOR STEEL CABINET, LOWLINE, 110cm, BEIGE	
			
21		3 x PINBOARD DISPLAYS, 180cm	
			
22		IMPLEMENT DISC STAND & 2 x DISCS	
			
23		PARTS INCLUDING STUB AXLES, SPRINGS, BUSHES, DUST CAPS, ETC	
			
24		FIELD DAY IMPLEMENT STAND INCLUDING 2 FOLD OUT ARMS & 7 x DISC ATTACHMENTS & WHEEL SELECTION ON STAND	
			
25		MOOSE WHEEL SELECTION & ARMS	
			
26		MOOSE GRAIN CHUTE, 470mm	
			
27		MOOSE GRAIN CHUTE, 470mm	
			

LOT	QTY	DESCRIPTION	NOTE
28		 MOOSE GRAIN CHUTE, 470mm	
29		 MOOSE GRAIN CHUTE, 670mm	
30		 IMPLEMENT PARTS, ARM, ETC	
31		 11 BAYS SHOP WALL STEEL PEGBOARD DISPLAY UNITS, EACH 90 x 200cm, GREY POWDER COATED (IN SHOWROOM)& 1 x PALLET SHELVING BRACKETS, BASKETS & LOWLINE DOUBLE & SINGLE SIDED SHELVING UNITS (ON MEZZANINE)	






MEZZANINE AREA

32		 STEEL SHELF UNIT & CONTENTS OLD CORDLESS POWER TOOLS, DRIVE SHAFT, DUCTING, FAN, INSULATION & PARTS	
33		 1 x TUB IMPLEMENT DISCS	
34		 TRAILER SPARES, LED LIGHTS, JOCKEY WHEEL, NUTS, DRUM ASSEMBLY, ETC	
35		 3 x FIELD DAY DISPLAY FRAMES, MOOSE ARM	






LOT	QTY	DESCRIPTION	NOTE
36		2 x STEEL SHELF UNITS & CONTENTS INCLUDING WHEELS, IMPLEMENT PARTS, SPRINGS, ETC	
37		ASSORTED LENGTHS NYLON STRIP & OFFCUTS	
38		CONTENTS RACK, FINISHED MOOSE ARMS COMPONENTS, PINS, PLATES, ETC, (NOT INCLUDING RACK)	
39		FOLD OUT MARQUEE, 3 x 3m	
40		SELECTA DIESEL FUEL TANK, 100 LITRE, PUMP & HOSE, 12V	
41		12 x PALLETS MOOSE INDUSTRIES JIGS, COMPONENTS, HUBS, BRACKETS, ARMS & TOOLING	
42		TANDEM TRAILER AXLE SET, 1 x DRUM BRAKE	
43		2 x SAFETY HARNESES	










LOT	QTY	DESCRIPTION	NOTE
44		 HAFCO MACHINE PEDESTAL (LINISHER BASE)	
45		 RACK OF FINISHED PRODUCT, MOOSE ARMS, PINS, BUSHES, SPRING SET, ETC, (NOT INCLUDING RACK)	
46		 HYTSU PALLET TRUCK 2,500kg	









WORKSHOP FLOOR

47		 LARGE QUANTITY ASSORTED BOXED FASTENERS	
48		 3 x STEEL SHELF UNITS, 180 x 90cm	
49		 ASSORTED HARDWARE INCLUDING SHACKLES, PINS, STAINLESS STEEL CLAMPS, SPROCKETS, CHAIN, LPG HOSES, ETC	
50		 ASSORTED CUTTING & GRINDING WHEELS, LUBRICANTS, PAINTS, AEROSOLS, ETC	
51		 3 x NEW ROLLS MIG WIRE, 1.2 & 0.9mm & DUAL SHIELD 0.045mm & 3 x PART ROLLS ASSORTED	

LOT	QTY	DESCRIPTION	NOTE
52		PACKING CLERKS BENCH & STOOL	
			
53		WELDING SPARES IN 2 CABINETS, MIG, OXY, TIPS, RODS, REGULATORS, USED MIG HANDPIECE, ETC (NOT INCLUDING CABINETS)	
			
54		2 x STEEL CABINETS, 180cm, 2 DOOR	
			
55		CONTENTS RACK INCLUDING SMALL BAR FRIDGE, ANTI SPATTER, TRUCK WASH, OILS, (NOT INCLUDING RACK)	
			
56		PARTS WASHER, 60 LITRE, 240V	
			
57		STRAPPING TOOL SET, (STEEL) & TOOL TROLLEY	
			
58		CUSTOM MOBILE PACKING BENCH, 2400mm, DOUBLE SIDED OVERSHELF, 2 TIER & PACKING EQUIPMENT	
			
59		FASTENERS, U-BOLTS, BRACKETS, SOCKET HEAD BOLTS, ETC, CONTENTS 2 x SHELVES	
			
60		** VACANT **	









LOT	QTY	DESCRIPTION	NOTE
61		SMALL PALLET FASTENERS, STAINLESS STEEL LINKS & IMPLEMENT PARTS	
			
62		CONTENTS OF SHELVES INCLUDING NYLOC NUTS, PINS, FASTENERS, STAINLESS STEEL BOLTS, ETC, (NOT INCLUDING RACK)	
			
63		2 x SHELF UNITS, 160 x 180cm, TUBE STEEL, 5 TIER	
			
64		TABLE & CONTENTS HYDRAULIC FITTINGS	
			
65		PALLET IMPLEMENT PARTS, AXLES, ETC	
			
66		COMPONENTS TO COMPLETE A (DIRECT TREE SEEDER) INCLUDING CHASSIS, WHEELS, ETC	
			
67		TAILGATE DOOR JIG, ROTA & SLIDE	
			
68		ASSORTED PVC TUBS & BASKETS	
			
69		OFFCUT ALLOY, STAINLESS, STEEL PIPE, BOX, RHS, ETC	
			




LOT	QTY	DESCRIPTION	NOTE
70		 <p>3 TIER RACK CONTENTS, ALLOY & STAINLESS, PIPE BOX, RHS, UP TO 7m</p>	
71		 <p>RACK & CONTENTS INCLUDING BOX, RHS, PIPE, SOLID ROUND, GALV, BLUE, ETC UP TO 8m (AND ON FLOOR)</p>	
72		 <p>VERTICAL OFFCUT STEEL RACK & CONTENTS INCLUDING BAR, PIP, RHS, ETC</p>	
73		 <p>RACK & CONTENTS INCLUDING OFFCUT STEEL, PRODUCT, PARTS, ETC, (THE LOT)</p>	
74		 <p>HORIZONTAL BANDSAW, ITM MOD: UE712M FLUID PUMP & 6 SECTION ROLLER FEED STAND WITH BANDSAW BASE</p>	
75		 <p>PLATE STEEL BENCH 2400 x 1400mm, 16mm PLATE TOP, BOX STEEL BASE</p>	
76		 <p>TIG WELDER, BOC SMOOTHARC ELITE TIG 230 AC/DC, & TROLLEY, 240V</p>	
77		 <p>PLATE STEEL BENCH, 1800 x 900 x 20mm & 2 PRODUCT JIGS</p>	
78		 <p>HEAVY DUTY WELDING PLATFORM, 800 x 600mm, ROUND LEG BASE</p>	










LOT	QTY	DESCRIPTION	NOTE
79		ASSORTED TAPS, DIES & STOCKS	
			
80		AIR DIE GRINDER, BURRS & STONES	
			
81		GRAB KIT SET, ASSORTED RIVETS & FASTENERS	
			
82		HITACHI 18V TEK GUN,GRINDER, CHARGER & RADIO	
			
83		MAKITA 18V DRILL, CHARGER & SPARE BATTERY	
			
84		MOBILE BASE TOOL RACK, CUSTOM MADE	
			
85		TUBE STEEL RACK & CONTENTS HOSES, PLUGS, FITTINGS, ETC	
			
86		TROLLEY JACK, 2,000kg	
			





LOT	QTY	DESCRIPTION	NOTE
87		DE GRINDER, ABBOTT & ASHBY, 200mm ON PEDESTAL 240V	
88		PLASMA CUTTER, CIGWELD, CUT SKILL 45 PLASMA & TROLLEY, 240V	
89		PEDESTAL LINISHER, HAFCO, MODEL BS48, 240V	
90		COMPRESSOR, PEERLESS P17, 2 STAGE, 240V	
91		MIG INVERTER, JASIC (IWS), MOD: MIG 250 INVERTER, 415V	
92		MIG WELDER, KEMPPPI MOD: KEMPACT 251R 15AMP, 240V	
93		MIG WELDER, WIA 500I WELDMATIC & W65 WIRE FEED, 415V	
94		MIG WELDER, WIA 395 WELDMATIC & 4RD WIRE FEED, 415V	
95		TRADEQUIP, 75 LITRE PORTABLE GRIT BLAST SET, UTILISING 1000 LITRE IBC TUBE STEEL ENCLOSURE WITH SWING OUT ARM 60 LITRE GRIT POT, HOSE & HAND PIECE	

LOT	QTY	DESCRIPTION	NOTE
96		 UNIVERSAL MILL, TOPTEC MOD: X6325 S/N: 114134 DOM: 2012 NUMBER 30 TAPER DRO & SLOTTING ATTACHMENTS, 415V (COOLANT PUMP NOT WORKING)	
97		** VACANT **	
98		 CNC LATHE, OPTIMUM MOD: OPTI-TURN L40 DOM: 2019 S/N: 11311901002 SINUMELIK SIEMENS CONTROLLER 8 HEAD TOOL HOLDER & TOOLING	
99		 MACHINE LATHE, INDUSTRIAL MACHINERY MOD: C6256X2000 EASSON DRO ES-8 GAP BED 2000MM 75mm BAR FEED 3 & 4 JAW CHUCKS, STEADIES FACE PLATE, 415V	
100		 11 x ASSORTED M/T DRILLS & STAND	
101		 T/BOLT SET, 3/8	
102		 3 x ASSORTED PART DRILL BIT SETS	
103		 END MILL SET, 19 PIECE & SLOTTOR	
104		 10 PIECE M/T DRILL SET, METRIC	

LOT	QTY	DESCRIPTION	NOTE
105		BORING HEAD SET, M12 x 1.75 & CASE, UP TO 75mm	
106		COLLET CHUCK SET	
107		2 x STEEL TUBE RACKS, 160cm	
108		6 x ASSORTED GRAB KIT SETS, TACTIX INCLUDING FASTENERS, WASHERS, ETC	
109		MOBILE TOOL BENCH, TUBE STEEL, TIMBER TOP, 110 x 90cm	
110		STAR 10 LITRE SPRAY PRESSURE POT SET	
111		ALLOY FOLD OUT LADDER, 180cm	
112		ALLOY STEP LADDER, 3'	

LOT	QTY	DESCRIPTION	NOTE
113		ADJUSTABLE JACK STANDS & SCREW JACK	
114		ADJUSTABLE JACK STANDS & BOTTLE JACK	
115		GRINDER PEDESTAL	
116		OXY SET, STRAIGHT LINE CUTTER, WELD CLASS TX180 & LPG TORCH & TROLLEY (NO BOTTLES)	
117		HORIZONTAL BANDSAW, HAFCO MOD: BS-7L 7 x 12" 240V & STANDS	
118		MILWAUKEE DIE GRINDER & MAKITA 5" GRINDER	
119		MILWAUKEE DIE GRINDER & HITACHI 5" SANDER	
120		MAKITA 9" GRINDER, GA9040S	

LOT	QTY	DESCRIPTION	NOTE
121		 MAKITA 5" STRAIGHT GRINDER, 9105	
122		 JUMPER LEAD SET & BATTERY CHARGER, SCA	
123		 2 x GREASE GUNS	
124		 DIGITAL VERNIER, 300mm & SET SQUARES, RULERS & LEVEL	
125		 ASSORTED SPANNERS, RIVET GUN, SOLDER IRON, PLIERS, ETC	
126		 MAGNETIC BROACH, HOLEMAKER PRO 35 & CASE	
127		 MOBILE SET UP BENCH, ANGLE STEEL, 2100 x 1100mm	
128		 FUERDA 100mm LATHE CHUCK, 3 JAW	
129		 VERTEX ROTARY CHUCK, 250mm & SPARE BASE	


LOT	QTY	DESCRIPTION	NOTE
130		MILLING TIPS, HEAD, HOLDER, M/T ADAPTORS, CHUCKS & TOOL HOLDERS	
131		DIAL INDICATOR & MAGNETIC BASE	
132		9 PIECE LATHE TIP TOOLS & CASE	
133		ASSORTED LATHE TOOLS & TIPS	
134		PLATE STEEL BENCH, 180 x 90cm x 3mm & OFFSET VICE, 125mm	
135		1 x BOX NYLON OFFCUTS	
136		6 DRAWER TOOL BOX & MOBILE BASE	
137		WURTH MASTER ELECTROLYTIC CLEANER/ETCHER SUIT TIG WELDER MOD: ICSS-300-P & CASE	
138		TUBE STEEL BENCH, 180 x 110cm, WITH PLY BOARD TOP, MOBILE	

LOT	QTY	DESCRIPTION	NOTE
139		SMALL PVC BIN & ASSORTED POWER TOOLS, ALL FAULTS	
140		ROUTER TABLE, SCA 1/2" SOCKET SET, LIGHTS, OFFCUT STEEL & COMPONENTS (CONTENTS BENCH ONLY)	
141		PLATE STEEL WELDING BENCH, 1800 x 1200mm APPROX, 8-12mm THICK	
142		PAIR WELDING SCREENS, STEEL FRAME	
143		PRESS BRAKE, HYDRABEND 60 TON CAPACITY S/NO: 737 2400mm CAPACITY 4 WAY TOOL BLOCK (RELEASE VALVE ALL FAULTS)	
144		LARGE QUANTITY MOOSE INDUSTRIES FINISHED COMPONENTS, PARTS, ETC, IN 4 x TUBE STEEL STILLAGES, 3 TIER UNITS	
145		STILLAGE MOOSE INDUSTRIES JIGS, 3 x PALLETS	
146		STILLAGE ASSORTED CHUTE COMPONENTS, OFFCUT STEEL & 415V CABLE	
147		FORKLIFT, TOYOTA MOD: 2FG-3.5 HOURS: 4025 INDICATED LPG, SOLID TYRE, MANUAL 2900MM MAST, SEE THRU, 2 STAGE BRAKES & RAMS REBUILT (STEERING GETS TIGHT)	

LOT	QTY	DESCRIPTION	NOTE
148		PAIR FORKLIFT SLIPPERS, 2100mm APPROX	
			
149		FORKLIFT MOUNT TOW HITCH	
			
150		PARAMOUNT 2 DOOR STEEL CABINET, 180cm	
			
151		WELDED STEEL PARTS BENCH, TUBE LEG, 2 TIER, 2400mm WITH VICE & TOOL HOLDER, RECORD 100mm	
			
152		QUANTITY BOXED FASTENERS, 29 APPROX, ASSORTED BOLTS, NUTS & WASHERS	
			
153		5 x STEEL COMPONENT TRAYS WITH HUGE QUANTITY ZINC FASTENERS, METRIC, M10-M20	
			
154		TUBE STEEL RACK, MESH SHELVES, 2400mm, 4 TIER	
			
155		JET FIRE LPG HEATER, PATIO HEATER & CUSTOM BBQ PARTS WARMER	
			

LOT	QTY	DESCRIPTION	NOTE
-----	-----	-------------	------

156



EXTENSION LADDER, 10/16', ALUMINIUM

REAR YARD

157



PAINT STORE/GARDEN SHED & ASSORTED INDUSTRIAL ENAMELS, PRINTERS & PAINT EQUIPMENT INCLUDING GUNS

158



TUBE STEEL FRAME BENCH & STAINLESS STEEL SINK, 180cm

159



PIPE STEEL PAINT RACK, COVER & SMALL PARTS RACK

160



PORTABLE COMPRESSOR, PEERLESS, 3 CYLINDER, 2 STAGE, PHP15, 240V

161



CUSTOM COMPONENT PAINT BOOTH
3600 x 2400mm TUBE STEEL FRAME
GALV SHEET CLAD
REAR WALL EXTRACTION
240V FAN
2 DOOR OPENING

162











IBC CUSTOM PAINT SURROUND ON TUBE STEEL BASE

163



ASSORTED OFFCUT ALLOY CHECKER PLATE ON PALLET

LOT	QTY	DESCRIPTION	NOTE
164		CUSTOM ALLOY CHECKER PLATE STORAGE UNIT WITH HAND RAIL	
165		DRY POWDER HOPPER, MOOSE INDUSTRIES	
166		PAIR STEEL TRESTLES, 4350mm & ASSORTED STEEL CHANNEL	
167		4 x ASSORTED TUBE STEEL STILLAGES	
168		IBC FRAME STILLAGE & ASSORTED ALLOY & STAINLESS STEEL PLATE OFFCUTS	
169		4 BAY PLATE RACK & ALLOY CHECKER PLATE, MESH, 20mm PLATE, OFFCUTS & 1 x STEEL PLATE	
170		20mm THICK STEEL PLATE OFFCUTS, 1 x PALLET	
171		3 TIER STILLAGE, PIPE & PAINT STAND	
172		5 x ASSORTED STEEL PLATE OFFCUTS, 6-16mm	

LOT	QTY	DESCRIPTION	NOTE
173		CHINESE 4 CYLINDER DIESEL ENGINE, LONG MOTOR, YHG-12kw	
174		FABRICATED PTO DRIVE TRAILER FRAME SINGLE AXLE	
175		9 x ASSORTED LENGTHS & SIZES BOX STEEL	
176		PTO TRAILER MOUNT DRIVE UNIT, MOOSE INDUSTRIES FABRICATION POWERED BY 4 CYLINDER TURBO DIESEL, 2016 K4100ZD WITH WPT DRIVE GEARBOX, MOD: WTD-11-13FC BELT DRIVE HYDRAULIC PUMP 40 LITRE OIL TANK UNDERBELLY FUEL TANK ON SINGLE AXLE TRAILER FRAME	
177		4 x ASSORTED TRESTLES, BLACK PIPE, 20mm THICK & STAINLESS STEEL MESH	
178		PAIR ADJUSTABLE IDLERS, WELDED BOX STEEL FRAME WITH 100mm SHAFT IDLERS & SPARES	
179		PAIR TRESTLES & FIXED ROLLERS	
180		FABRICATED GRIT BLAST TABLE, 1000 x 700mm GRID BASE CHUTE BOTTOM	

LOT	QTY	DESCRIPTION	NOTE
-----	-----	-------------	------

181



FORK MOUNT HITCH & BRACKETS

182



3 PAIRS TUBE STEEL TRESTLES