









































LOT	QTY	DESCRIPTION	NOTE
1		6242268 PACK OF CCA TREATED PINE TIMBER MERCH GRADE 70 X 22 MM, SCREENING/DECKING 60 LENGTHS @ 4.2 = 252 L/M	
2		6242267 PACK OF CCA TREATED PINE TIMBER MERCH GRADE 70 X 22 MM, SCREENING/DECKING 60 LENGTHS @ 4.8 = 288 L/M	
3		6242286 PACK OF CCA TREATED PINE TIMBER MERCH GRADE 70 X 22 MM, SCREENING/DECKING 50 LENGTHS @ 4.8 = 240 L/M	
4		6242251 PACK OF CCA TREATED PINE TIMBER MERCH GRADE 70 X 22 MM, SCREENING/DECKING 60 LENGTHS @ 4.8 = 288 L/M	
5		6242229 PACK OF CCA TREATED PINE TIMBER MERCH GRADE 70 X 22 MM, SCREENING/DECKING 60 LENGTHS @ 4.8 = 288 L/M	
6		6242204 PACK OF CCA H3 TREATED PINE TIMBER DAR 70 X 22, SCREENING/DECKING 79 X LENGTHS @ 5.4 = 426 L/M	
7		6242210 PACK OF CCA H3 TREATED PINE TIMBER DAR 70 X 22, SCREENING/DECKING 65 X LENGTHS @ 6.0 = 390 L/M	
8		6242203 PACK OF CCA H3 TREATED PINE TIMBER DAR 70 X 22, SCREENING/DECKING 80 X LENGTHS @ 6.0 = 480 L/M	
9		6242199 PACK OF CCA H3 TREATED PINE TIMBER DAR 70 X 22, SCREENING/DECKING 78 X LENGTHS @ 6.0 = 468 L/M	










LOT	QTY	DESCRIPTION	NOTE
10		6242020 PACK OF UNTREATED PINE TIMBER DAR MERCH GRADE 90 X 35 112 LENGTHS 10/4.8,12/5.4,90/6.0 = 620 L/M	
11		H5104 PACK OF CCA TREATED PINE TIMBER R/S MERCH GRADE 100 X 38 MM 54 LENGTHS @ 6.0 = 324 L/M	
12		H5103 PACK OF CCA TREATED PINE TIMBER R/S MERCH GRADE 100 X 38 MM 54 LENGTHS @ 6.0 = 324 L/M	
13		H5106 PACK OF CCA TREATED PINE TIMBER R/S MERCH GRADE 100 X 38 MM 54 LENGTHS @ 6.0 = 324 L/M	
14		H5101 PACK OF CCA TREATED PINE TIMBER R/S MERCH GRADE 100 X 38 MM 54 LENGTHS @ 6.0 = 324 L/M	
15		H5107 PACK OF CCA TREATED PINE TIMBER R/S MERCH GRADE 100 X 38 MM 54 LENGTHS @ 6.0 = 324 L/M	
16		6242063 PACK OF UNTREATED PINE TIMBER DAR MERCH GRADE 70 X 35 140 LENGTHS 45/4.8,9/5.4,86/6.0 = 780 L/M	
17		H5109 PACK OF CCA TREATED PINE TIMBER R/S MERCH GRADE 100 X 38 MM 54 LENGTHS @ 6.0 = 324 L/M	
18		H5108 PACK OF CCA TREATED PINE TIMBER R/S MERCH GRADE 100 X 38 MM 54 LENGTHS @ 6.0 = 324 L/M	










LOT	QTY	DESCRIPTION	NOTE
19		H5112 PACK OF CCA TREATED PINE TIMBER R/S MERCH GRADE 100 X 38 MM 36 LENGTHS @ 6.0 = 216 L/M	
20		H5111 PACK OF CCA TREATED PINE TIMBER R/S MERCH GRADE 100 X 38 MM 54 LENGTHS @ 6.0 = 324 L/M	
21		H5110 PACK OF CCA TREATED PINE TIMBER R/S MERCH GRADE 100 X 38 MM 54 LENGTHS @ 6.0 = 324 L/M	
22		6239159 PACK OF CCA TREATED PINE TIMBER MERCH GRADE 70 X 45 MM 29 LENGTHS 23/4.8,6/6.0 = 146 L/M	
23		6239835 PACK OF CCA TREATED PINE TIMBER MERCH GRADE 70 X 45 MM 120 LENGTHS 10/4.8,7/5.4,103/6.0 = 704 L/M	
24		6242243 PACK OF CCA H3 TREATED PINE TIMBER DAR 70 X 22, SCREENING/DECKING 80 X LENGTHS @ 4.2 = 336 L/M	
25		6242247 PACK OF CCA H3 TREATED PINE TIMBER DAR 70 X 22, SCREENING/DECKING 80 X LENGTHS @ 4.2 = 336 L/M	
26		6242235 PACK OF CCA H3 TREATED PINE TIMBER DAR 70 X 22, SCREENING/DECKING 80 X LENGTHS @ 4.2 = 336 L/M	
27		6242231 PACK OF CCA H3 TREATED PINE TIMBER DAR 70 X 22, SCREENING/DECKING 80 X LENGTHS @ 4.2 = 336 L/M	










LOT	QTY	DESCRIPTION	NOTE
28		6242269 PACK OF CCA H3 TREATED PINE TIMBER DAR 70 X 22, SCREENING/DECKING 80 X LENGTHS @ 4.8 = 384 L/M	
29		6242276 PACK OF CCA H3 TREATED PINE TIMBER DAR 70 X 22, SCREENING/DECKING 80 X LENGTHS @ 4.8 = 384 L/M	
30		6242262 PACK OF CCA H3 TREATED PINE TIMBER DAR 70 X 22, SCREENING/DECKING 80 X LENGTHS @ 4.8 = 384 L/M	
31		6242265 PACK OF CCA H3 TREATED PINE TIMBER DAR 70 X 22, SCREENING/DECKING 80 X LENGTHS @ 4.8 = 384 L/M	
32		6242263 PACK OF CCA H3 TREATED PINE TIMBER DAR 70 X 22, SCREENING/DECKING 80 X LENGTHS @ 3.6 = 284 L/M	
33		6242226 PACK OF CCA H3 TREATED PINE TIMBER DAR 70 X 22, SCREENING/DECKING 80 X LENGTHS @ 3.6 = 288 L/M	
34		6242258 PACK OF CCA H3 TREATED PINE TIMBER DAR 70 X 22, SCREENING/DECKING 80 X LENGTHS @ 3.6 = 288 L/M	
35		6242255 PACK OF CCA H3 TREATED PINE TIMBER DAR 70 X 22, SCREENING/DECKING 80 X LENGTHS @ 3.6 = 288 L/M	
36		6242272 PACK OF CCA H3 TREATED PINE TIMBER DAR 70 X 22, SCREENING/DECKING 80 X LENGTHS @ 3.6 = 288 L/M	










LOT	QTY	DESCRIPTION	NOTE
37		6242245 PACK OF CCA H3 TREATED PINE TIMBER DAR 70 X 22, SCREENING/DECKING 80 X LENGTHS @ 3.6 = 288 L/M	
38		6242284 PACK OF CCA TREATED PINE TIMBER MERCH GRADE 70 X 22 MM, SCREENING/DECKING 50 LENGTHS @ 3.0 = 150 L/M	
39		6242254 PACK OF CCA TREATED PINE TIMBER MERCH GRADE 70 X 22 MM, SCREENING/DECKING 60 LENGTHS @ 3.6 = 216 L/M	
40		6242201 PACK OF CCA H3 TREATED PINE TIMBER DAR 70 X 22, SCREENING/DECKING 80 X LENGTHS @ 3.6 = 288 L/M	
41		6242215 PACK OF CCA H3 TREATED PINE TIMBER DAR 70 X 22, SCREENING/DECKING 80 X LENGTHS @ 3.6 = 288 L/M	
42		6242207 PACK OF CCA H3 TREATED PINE TIMBER DAR 70 X 22, SCREENING/DECKING 80 X LENGTHS @ 3.6 = 288 L/M	
43		6242206 PACK OF CCA H3 TREATED PINE TIMBER DAR 70 X 22, SCREENING/DECKING 80 X LENGTHS @ 3.0 = 240 L/M	
44		6242244 PACK OF CCA H3 TREATED PINE TIMBER DAR 70 X 22, SCREENING/DECKING 80 X LENGTHS @ 3.0 = 240 L/M	
45		6242227 PACK OF CCA H3 TREATED PINE TIMBER DAR 70 X 22, SCREENING/DECKING 80 X LENGTHS @ 3.0 = 240 L/M	










LOT	QTY	DESCRIPTION	NOTE
46		6242278 PACK OF CCA H3 TREATED PINE TIMBER DAR 70 X 22, SCREENING/DECKING 30 X LENGTHS @ 3.0 = 900 L/M	
47		6242282 PACK OF CCA H3 TREATED PINE TIMBER DAR 70 X 22, SCREENING/DECKING 20 X LENGTHS @ 3.6 = 72 L/M	
48		6242281 PACK OF CCA H3 TREATED PINE TIMBER DAR 70 X 22, SCREENING/DECKING 30 X LENGTHS @ 4.2 = 126 L/M	
49		6242218 PACK OF CCA H3 TREATED PINE TIMBER DAR 70 X 22, SCREENING/DECKING 80 X LENGTHS @ 4.2 = 336 L/M	
50		6240770 PACK OF CCA TREATED PINE TIMBER MERCH GRADE 70 X 35MM 140 LENGTHS 1/3.0,1/3.6,2/4.2,28/4.8,18/5.4,90/6.0 = 786 L/M	
51		6219318 PACK OF CCA TREATED PINE TIMBER MERCH GRADE 120 X 45 MM 72 LENGTHS 27/4.8,2/5.4,43/6.0 = 398 L/M	
52		6219331 PACK OF CCA TREATED PINE TIMBER MERCH GRADE 120 X 45 MM 72 LENGTHS 19/4.8,8/5.4,45/6.0 = 404 L/M	
53		6221187 PACK OF CCA TREATED PINE TIMBER MERCH GRADE 120 X 45 MM 72 LENGTHS 2/3.0,49/3.6,21/4.2 = 271 L/M	
54		621170 PACK OF CCA TREATED PINE TIMBER MERCH GRADE 120 X 45 MM 72 LENGTHS 2/3.0,48/3.6,22/4.2 = 271 L/M	








LOT	QTY	DESCRIPTION	NOTE
55		6219317 PACK OF CCA TREATED PINE TIMBER MERCH GRADE 120 X 45 MM 72 LENGTHS 27/4.8,45/5.4 = 372 L/M	
56		6218778 PACK OF CCA TREATED PINE TIMBER MERCH GRADE 120 X 45 MM 72 LENGTHS @ 4.8 = 346 L/M	
57		6222612 PACK OF CCA TREATED PINE TIMBER MERCH GRADE 120 X 45 MM 60 LENGTHS @ 4.8 = 288 L/M	
58		6221165 PACK OF CCA TREATED PINE TIMBER MERCH GRADE 120 X 45 MM 72 LENGTHS 14/4.8,8/5.4,50/6.0 = 410 L/M	
59		6239160 PACK OF CCA TREATED PINE TIMBER MERCH GRADE 70 X 45 MM 90 LENGTHS 2/1.8,5/2.4,1/3.0,24/3.6,58/4.2 = 348 L/M	
60		6236681 PACK OF CCA TREATED PINE TIMBER MERCH GRADE 140 X 35MM 22 LENGTHS 6/3.0,3/3.6,13/4.2 = 83 L/M	
61		6240785 PACK OF LOSP TREATED PINE TIMBER MERCH GRADE 140 X 35 53 LENGTHS 3/3.6,50/4.2 = 221 L/M	
62		6240783 PACK OF LOSP TREATED PINE TIMBER MERCH GRADE 140 X 35 70 LENGTHS 8/3.6,62/4.2 = 289 L/M	
63		6226020A PACK OF CCA TREATED PINE TIMBER MERCH GRADE 70 X 22 MM, SCREENING/DECKING 139 LENGTHS @ 4.2 = 584 L/M	

LOT	QTY	DESCRIPTION	NOTE
64		6226011A PACK OF CCA TREATED PINE TIMBER MERCH GRADE 70 X 22 MM, SCREENING/DECKING 179 LENGTHS @ 6.0 = 1074 L/M	
65		6226015A PACK OF CCA TREATED PINE TIMBER MERCH GRADE 70 X 22 MM, SCREENING/DECKING 179 LENGTHS @ 4.8 = 859 L/M	
66		62228456 PACK OF CCA TREATED PINE TIMBER MERCH GRADE 140 X 35MM 70 LENGTHS 3/2.4,24/3.0,20/3.6,23/4.2 = 248 L/M	
67		6224365 PACK OF CCA TREATED PINE TIMBER MERCH GRADE 140 X 35MM 22 LENGTHS 12/3.0,7/3.6,3/4.2 = 74 L/M	
68		X3366 PACK OF CCA TREATED PINE TIMBER MERCH GRADE 140 X 35MM 25 LENGTHS 14/3.0,4/3.6,7/4.2 = 86 L/M	
69		6226035 PACK OF CCA TREATED PINE TIMBER MERCH GRADE 70 X 22 MM, SCREENING/DECKING 26 LENGTHS @ 3.6 = 94 L/M	
70		6226034 PACK OF CCA TREATED PINE TIMBER MERCH GRADE 70 X 22 MM, SCREENING/DECKING 17 LENGTHS @ 4.2 = 71 L/M	
71		6235799A PACK OF CCA TREATED PINE TIMBER MERCH GRADE 90 X 35 MM 100 LENGTHS 1/2.4,9/3.0,51/3.6,39/4.2 = 376 L/M	
72		6230426A PACK OF CCA TREATED PINE TIMBER MERCH GRADE 90 X 35 MM 100 LENGTHS @ 4.8 = 480 L/M	

LOT	QTY	DESCRIPTION	NOTE
73		6235794A PACK OF CCA TREATED PINE TIMBER MERCH GRADE 90 X 35 MM 100 LENGTHS @ 4.8 = 480 L/M	
74		6226016 PACK OF CCA TREATED PINE TIMBER MERCH GRADE 70 X 22 MM, SCREENING/DECKING 5 LENGTHS @ 5.4 = 27 L/M	
75		6226017 PACK OF CCA TREATED PINE TIMBER MERCH GRADE 70 X 22 MM, SCREENING/DECKING 29 LENGTHS @ 6.0 = 174 L/M	
76		X3602 PACK OF CCA TREATED PINE TIMBER MERCH GRADE 70 X 19MM, SCREENING/DECKING 27 LENGTHS @ 3.0 = 81 L/M	
77		6241567 PACK OF CCA TREATED PINE TIMBER MERCH GRADE 70 X 19MM 100 LENGTHS 1/2.4,7/3.0,23/3.6,69/4.2 = 395 L/M	
78		6241576 PACK OF CCA TREATED PINE TIMBER MERCH GRADE 70 X 19MM 90 LENGTHS 5/2.4,1/3.0,6/3.6,16/4.2,6/4.8,10/5.4,46/6.0 = 463 L/M	
79		6241572 PACK OF CCA TREATED PINE TIMBER MERCH GRADE 70 X 19MM 100 LENGTHS 21/4.8,14/5.4,65/6.0 = 566 L/M	
80		6241565 PACK OF CCA TREATED PINE TIMBER MERCH GRADE 70 X 19MM 100 LENGTHS 19/4.8,11/5.4,70/6.0 = 570 L/M	
81		6241561 PACK OF CCA TREATED PINE TIMBER MERCH GRADE 70 X 19MM 100 LENGTHS 25/4.8,7/5.4,68/6.0 = 565 L/M	

LOT	QTY	DESCRIPTION	NOTE
82		6241555 PACK OF CCA TREATED PINE TIMBER MERCH GRADE 70 X 19MM 100 LENGTHS $16/4.8, 14/5.4, 70/6.0 = 572 \text{ L/M}$	
83		6235827 PACK OF CCA TREATED PINE TIMBER MERCH GRADE 70 X 19MM 100 LENGTHS $1/2.7, 7/3.0, 21/3.6, 70/4.2, 1/4.8 = 398 \text{ L/M}$	
84		X3545 PACK OF CCA TREATED PINE TIMBER MERCH GRADE 70 X 45 MM 30 LENGTHS @ 3.6 = 108 L/M	
85		6241901 PACK OF CCA TREATED PINE TIMBER MERCH GRADE 140 X 45 25 LENGTHS $1/3.0, 5/3.6, 19/4.2 = 100 \text{ L/M}$	
86		6236775 PACK OF CCA TREATED PINE TIMBER MERCH GRADE 70 X 45MM 57 LENGTHS $9/2.4, 2/3.0, 14/3.6, 30/4.2, 1/4.8, 1/6.0 = 215 \text{ L/M}$	
87		6238023 PACK OF CCA TREATED PINE TIMBER MERCH GRADE 70 X 45MM 29 LENGTHS $1/4.8, 3/5.4, 25/6.0 = 171 \text{ L/M}$	
88		X3564 PACK OF CCA TREATED PINE TIMBER MERCH GRADE 70 X 45 MM 44 LENGTHS $7/2.4, 6/3.0, 6/4.8, 17/5.4, 8/6.0 = 203 \text{ L/M}$	
89		6239612 PACK OF CCA TREATED PINE TIMBER MERCH GRADE 190 X 35 MM 56 LENGTHS, $6/4.8, 2/5.4, 48/6.0 = 328 \text{ L/M}$	
90		6237213 PACK OF CCA TREATED PINE TIMBER MERCH GRADE 70 X 35MM 45 LENGTHS @ 5.4 = 243 L/M	

LOT	QTY	DESCRIPTION	NOTE
91		D06605 PACK OF CCA TREATED PINE TIMBER POSTS MERCH GRADE 90 X 90 MM 32 LENGTHS @ 900MM = 29 L/M	
92		D06598 PACK OF CCA TREATED PINE TIMBER POSTS MERCH GRADE 90 X 90 MM 32 LENGTHS @ 1.5 = 48 L/M	
93		D06597 PACK OF CCA TREATED PINE TIMBER POSTS MERCH GRADE 90 X 90 MM 32 LENGTHS @ 1.5 = 48 L/M	
94		D06596 PACK OF CCA TREATED PINE TIMBER POSTS MERCH GRADE 90 X 90 MM 32 LENGTHS @ 1.5 = 48 L/M	
95		D06603 PACK OF CCA TREATED PINE TIMBER POSTS MERCH GRADE 90 X 90 MM 32 LENGTHS @ 900MM = 29 L/M	
96		D06604 PACK OF CCA TREATED PINE TIMBER POSTS MERCH GRADE 90 X 90 MM 32 LENGTHS @ 900MM = 29 L/M	
97		6242260 PACK OF CCA H3 TREATED PINE TIMBER DAR 70 X 22, SCREENING/DECKING 80 X LENGTHS @ 2.4 = 192 L/M	
98		6242256 PACK OF CCA H3 TREATED PINE TIMBER DAR 70 X 22, SCREENING/DECKING 80 X LENGTHS @ 3.0 = 240 L/M	
99		6242270 PACK OF CCA H3 TREATED PINE TIMBER DAR 70 X 22, SCREENING/DECKING 80 X LENGTHS @ 3.0 = 240 L/M	

LOT	QTY	DESCRIPTION	NOTE
100		W17097 PACK OF UNTREATED MG12 PINE TIMBER 120 X 35 84 X LENGTHS @ 3.0 = 252 L/M	
101		X3610 PACK OF CCA TREATED PINE TIMBER MERCH GRADE 140 X 45 24 LENGTHS 19/3.0,2/3.6,1/4.2,1/4.8,1/6.0 = 79 L/M	
102		6237195 PACK OF CCA TREATED PINE TIMBER MERCH GRADE 70 X 35MM 140 LENGTHS @ 2.4 = 336 L/M	
103		X1837 PACK OF CCA TREATED PINE TIMBER MERCH GRADE 140 X 35MM 70 LENGTHS 2/2.4,65/3.0,2/3.6,1/4.8 = 212 L/M	
104		X2807 PACK OF CCA TREATED PINE TIMBER MERCH GRADE 140 X 35MM 28 LENGTHS @ 3.0 = 84 L/M	
105		6235879 PACK OF CCA TREATED PINE TIMBER MERCH GRADE 140 X 35MM 29 LENGTHS @ 4.8 = 139 L/M	
106		6237179 PACK OF CCA TREATED PINE TIMBER MERCH GRADE 70 X 35MM 135 LENGTHS @ 3.6 = 486 L/M	
107		WD0663 PACK OF CCA TREATED PINE TIMBER MERCH GRADE 140 X 35MM 70 LENGTHS 1/2.7,69/3.0 = 210 L/M	
108		X3331 PACK OF CCA TREATED PINE TIMBER MERCH GRADE 140 X 35MM 53 LENGTHS 1/2.4,51/3.0,1/3.6 = 159 L/M	

LOT	QTY	DESCRIPTION	NOTE
109		6233031 PACK OF CCA TREATED PINE TIMBER DECKING/SCREENING MERCH GRADE 90 X 22 MM 22 LENGTHS @ 3.0 = 69 L/M	
110		71314A PACK OF CCA TREATED PINE TIMBER MERCH GRADE 140 X 35MM 20 LENGTHS @ 3.0 = 60 L/M	
111		6241104 PACK OF CCA TREATED PINE TIMBER MERCH GRADE 190 X 45 48 LENGTHS 44/3.6,4/4.2 = 175 L/M	
112		H5119 PACK OF CCA TREATED PINE H4 SLEEPERS 100 X 100 28 LENGTHS @ 2.1 = 58 L/M	
113		D06608 PACK OF CCA TREATED PINE TIMBER POSTS MERCH GRADE 90 X 90 MM 18 LENGTHS @ 3.0 = 54 L/M	
114		D06599 PACK OF CCA TREATED PINE TIMBER POSTS MERCH GRADE 90 X 90 MM 17 LENGTHS @ 1.2 = 20 L/M	
115		D06600 PACK OF CCA TREATED PINE TIMBER POSTS MERCH GRADE 90 X 90 MM 32 LENGTHS @ 1.2 = 38 L/M	
116		D06601 PACK OF CCA TREATED PINE TIMBER POSTS MERCH GRADE 90 X 90 MM 32 LENGTHS @ 1.2 = 38 L/M	
117		D06602 PACK OF CCA TREATED PINE TIMBER POSTS MERCH GRADE 90 X 90 MM 32 LENGTHS @ 1.2 = 38 L/M	