























































LOT	QTY	DESCRIPTION	NOTE
1		D06597 PACK OF CCA TREATED PINE TIMBER POSTS MERCH GRADE 90 X 90 MM 32 LENGTHS @ 1.5 = 48 L/M	
2		D06596 PACK OF CCA TREATED PINE TIMBER POSTS MERCH GRADE 90 X 90 MM 32 LENGTHS @ 1.5 = 48 L/M	
3		6242063 PACK OF UNTREATED PINE TIMBER DAR MERCH GRADE 70 X 35 140 LENGTHS 45/4.8,9/5.4,86/6.0 = 780 L/M	
4		6242020 PACK OF UNTREATED PINE TIMBER DAR MERCH GRADE 90 X 35 112 LENGTHS 10/4.8,12/5.4,90/6.0 = 620 L/M	
5		H5104 PACK OF CCA TREATED PINE TIMBER R/S MERCH GRADE 100 X 38 MM 54 LENGTHS @ 6.0 = 324 L/M	
6		H5107 PACK OF CCA TREATED PINE TIMBER R/S MERCH GRADE 100 X 38 MM 54 LENGTHS @ 6.0 = 324 L/M	
7		H5109 PACK OF CCA TREATED PINE TIMBER R/S MERCH GRADE 100 X 38 MM 54 LENGTHS @ 6.0 = 324 L/M	
8		H5108 PACK OF CCA TREATED PINE TIMBER R/S MERCH GRADE 100 X 38 MM 54 LENGTHS @ 6.0 = 324 L/M	
9		H5112 PACK OF CCA TREATED PINE TIMBER R/S MERCH GRADE 100 X 38 MM 36 LENGTHS @ 6.0 = 216 L/M	










LOT	QTY	DESCRIPTION	NOTE
10		H5111 PACK OF CCA TREATED PINE TIMBER R/S MERCH GRADE 100 X 38 MM 54 LENGTHS @ 6.0 = 324 L/M	
11		H5110 PACK OF CCA TREATED PINE TIMBER R/S MERCH GRADE 100 X 38 MM 54 LENGTHS @ 6.0 = 324 L/M	
12		6221187 PACK OF CCA TREATED PINE TIMBER MERCH GRADE 120 X 45 MM 72 LENGTHS 2/3.0,49/3.6,21/4.2 = 271 L/M	
13		621170 PACK OF CCA TREATED PINE TIMBER MERCH GRADE 120 X 45 MM 72 LENGTHS 2/3.0,48/3.6,22/4.2 = 271 L/M	
14		6239159 PACK OF CCA TREATED PINE TIMBER MERCH GRADE 70 X 45 MM 29 LENGTHS 23/4.8,6/6.0 = 146 L/M	
15		6239835 PACK OF CCA TREATED PINE TIMBER MERCH GRADE 70 X 45 MM 120 LENGTHS 10/4.8,7/5.4,103/6.0 = 704 L/M	
16		X3564 PACK OF CCA TREATED PINE TIMBER MERCH GRADE 70 X 45 MM 44 LENGTHS 7/2.4,6/3.0,6/4.8,17/5.4,8/6.0 = 203 L/M	
17		6219318 PACK OF CCA TREATED PINE TIMBER MERCH GRADE 120 X 45 MM 72 LENGTHS 27/4.8,2/5.4,43/6.0 = 398 L/M	
18		6219317 PACK OF CCA TREATED PINE TIMBER MERCH GRADE 120 X 45 MM 72 LENGTHS 27/4.8,45/5.4 = 372 L/M	










LOT	QTY	DESCRIPTION	NOTE
19		6222612 PACK OF CCA TREATED PINE TIMBER MERCH GRADE 120 X 45 MM 60 LENGTHS @ 4.8 = 288 L/M	
20		D06603 PACK OF CCA TREATED PINE TIMBER POSTS MERCH GRADE 90 X 90 MM 32 LENGTHS @ 900MM = 29 L/M	
21		D06604 PACK OF CCA TREATED PINE TIMBER POSTS MERCH GRADE 90 X 90 MM 32 LENGTHS @ 900MM = 29 L/M	
22		D06605 PACK OF CCA TREATED PINE TIMBER POSTS MERCH GRADE 90 X 90 MM 32 LENGTHS @ 900MM = 29 L/M	
23		6226016 PACK OF CCA TREATED PINE TIMBER MERCH GRADE 70 X 22 MM, SCREENING/DECKING 5 LENGTHS @ 5.4 = 27 L/M	
24		6226017 PACK OF CCA TREATED PINE TIMBER MERCH GRADE 70 X 22 MM, SCREENING/DECKING 29 LENGTHS @ 6.0 = 174 L/M	
25		6242243 PACK OF CCA H3 TREATED PINE TIMBER DAR 70 X 22, SCREENING/DECKING 80 X LENGTHS @ 4.2 = 336 L/M	
26		6242235 PACK OF CCA H3 TREATED PINE TIMBER DAR 70 X 22, SCREENING/DECKING 80 X LENGTHS @ 4.2 = 336 L/M	
27		6242231 PACK OF CCA H3 TREATED PINE TIMBER DAR 70 X 22, SCREENING/DECKING 80 X LENGTHS @ 4.2 = 336 L/M	









LOT	QTY	DESCRIPTION	NOTE
28		6242269 PACK OF CCA H3 TREATED PINE TIMBER DAR 70 X 22, SCREENING/DECKING 80 X LENGTHS @ 4.8 = 384 L/M	
29		6242276 PACK OF CCA H3 TREATED PINE TIMBER DAR 70 X 22, SCREENING/DECKING 80 X LENGTHS @ 4.8 = 384 L/M	
30		6242255 PACK OF CCA H3 TREATED PINE TIMBER DAR 70 X 22, SCREENING/DECKING 80 X LENGTHS @ 3.6 = 288 L/M	
31		6242272 PACK OF CCA H3 TREATED PINE TIMBER DAR 70 X 22, SCREENING/DECKING 80 X LENGTHS @ 3.6 = 288 L/M	
32		6242245 PACK OF CCA H3 TREATED PINE TIMBER DAR 70 X 22, SCREENING/DECKING 80 X LENGTHS @ 3.6 = 288 L/M	
33		6242263 PACK OF CCA H3 TREATED PINE TIMBER DAR 70 X 22, SCREENING/DECKING 80 X LENGTHS @ 3.6 = 284 L/M	
34		6242227 PACK OF CCA H3 TREATED PINE TIMBER DAR 70 X 22, SCREENING/DECKING 80 X LENGTHS @ 3.0 = 240 L/M	
35		6242278 PACK OF CCA H3 TREATED PINE TIMBER DAR 70 X 22, SCREENING/DECKING 30 X LENGTHS @ 3.0 = 900 L/M	
36		6242206 PACK OF CCA H3 TREATED PINE TIMBER DAR 70 X 22, SCREENING/DECKING 80 X LENGTHS @ 3.0 = 240 L/M	








LOT	QTY	DESCRIPTION	NOTE
37		6242284 PACK OF CCA TREATED PINE TIMBER MERCH GRADE 70 X 22 MM, SCREENING/DECKING 50 LENGTHS @ 3.0 = 150 L/M	
38		6242254 PACK OF CCA TREATED PINE TIMBER MERCH GRADE 70 X 22 MM, SCREENING/DECKING 60 LENGTHS @ 3.6 = 216 L/M	
39		6242215 PACK OF CCA H3 TREATED PINE TIMBER DAR 70 X 22, SCREENING/DECKING 80 X LENGTHS @ 3.6 = 288 L/M	
40		6242207 PACK OF CCA H3 TREATED PINE TIMBER DAR 70 X 22, SCREENING/DECKING 80 X LENGTHS @ 3.6 = 288 L/M	
41		6242218 PACK OF CCA H3 TREATED PINE TIMBER DAR 70 X 22, SCREENING/DECKING 80 X LENGTHS @ 4.2 = 336 L/M	
42		X3648 PACK OF CCA TREATED PINE TIMBER MERCH GRADE 140 X 45 30 LENGTHS @ 3.0 = 90 L/M	
43		X3646 PACK OF CCA TREATED PINE TIMBER MERCH GRADE 70 X 35 40 LENGTHS @ 3.0 = 120 L/M	
44		6242799 PACK OF CCA TREATED PINE TIMBER MERCH GRADE 90 X 35 77 LENGTHS, 2/2.4,2/3.0,25/3.6,48/4.2 = 302 L/M	
45		6243205 PACK OF CCA TREATED PINE TIMBER MERCH GRADE 140 X 45 15 LENGTHS, 7/3.6,7/4.2,1/4.8 = 60 L/M	










LOT	QTY	DESCRIPTION	NOTE
46		6243030 PACK OF CCA TREATED PINE TIMBER MERCH GRADE 140 X 45 25 LENGTHS, $7, 1/3.0, 6/3.6, 16/4.2, 1/4.8 = 99$ L/M	
47		6243024 PACK OF CCA TREATED PINE TIMBER MERCH GRADE 140 X 45 23 LENGTHS @ 4.8 = 110 L/M	
48		6243236 PACK OF CCA TREATED PINE TIMBER MERCH GRADE 70 X 45 120 LENGTHS, $61/4.8, 11/5.4, 48/6.0 = 640$ L/M	
49		6242855 PACK OF CCA TREATED PINE TIMBER MERCH GRADE 140 X 35 10 LENGTHS, $2/3.6, 5/4.2, 3/6.0 = 46$ L/M	
50		6243048 PACK OF CCA TREATED PINE TIMBER MERCH GRADE 140 X 35 12 LENGTHS, $7/3.6, 5/4.2 = 46$ L/M	
51		6243047 PACK OF CCA TREATED PINE TIMBER MERCH GRADE 140 X 35 35 LENGTHS, $14/4.2, 1/4.8, 20/5.4 = 172$ L/M	
52		6242858 PACK OF CCA TREATED PINE TIMBER MERCH GRADE 140 X 35 16 LENGTHS @ 4.8 = 77 L/M	
53		6242851 PACK OF CCA TREATED PINE TIMBER MERCH GRADE 140 X 35 70 LENGTHS, $18/4.8, 5/5.4, 47/6.0 = 395$ L/M	
54		X3634 PACK OF CCA TREATED PINE TIMBER MERCH GRADE 140 X 45, 19 LENGTHS @ 3.0 = 57 L/M	










LOT	QTY	DESCRIPTION	NOTE
55		X3627 PACK OF CCA TREATED PINE TIMBER MERCH GRADE 190 X 35, 50 LENGTHS @ 3.0 = 150 L/M	
56		X3630 PACK OF CCA TREATED PINE TIMBER MERCH GRADE 190 X 35, 28 LENGTHS @ 3.6 = 100 L/M	
57		6242887 PACK OF CCA TREATED PINE TIMBER MERCH GRADE 190 X 35, 28 LENGTHS, 10/3.6,18/4.2 = 112 L/M	
58		6240783 PACK OF LOSP TREATED PINE TIMBER MERCH GRADE 140 X 35 70 LENGTHS 8/3.6,62/4.2 = 289 L/M	
59		X3613 PACK OF CCA TREATED PINE TIMBER MERCH GRADE 90 X 35, 50 LENGTHS @ 2.4 = 135 L/M	
60		6242119 PACK OF CCA TREATED PINE TIMBER MERCH GRADE 190 X 35 28 LENGTHS, 2/3.0,17/3.6,9/4.2 = 105 L/M	
61		6242850 PACK OF CCA TREATED PINE TIMBER MERCH GRADE 140 X 35 72 LENGTHS, 1/2.4,6/3.0,32/3.6,33/4.2 = 274 L/M	
62		6242053 PACK OF CCA TREATED PINE TIMBER MERCH GRADE 90 X 35 48 LENGTHS @ 4.8 = 230 L/M	
63		X3645 PACK OF CCA TREATED PINE TIMBER MERCH GRADE 70 X 35 30 LENGTHS ,1/4.2,7/4.8,19/5.4,3/6.0 = 158 L/M	





LOT	QTY	DESCRIPTION	NOTE
64		6226035 PACK OF CCA TREATED PINE TIMBER MERCH GRADE 70 X 22 MM, SCREENING/DECKING 26 LENGTHS @ 3.6 = 94 L/M	
65		6226034 PACK OF CCA TREATED PINE TIMBER MERCH GRADE 70 X 22 MM, SCREENING/DECKING 17 LENGTHS @ 4.2 = 71 L/M	
66		6236681 PACK OF CCA TREATED PINE TIMBER MERCH GRADE 140 X 35MM 22 LENGTHS 6/3.0,3/3.6,13/4.2 = 83 L/M	
67		6226020A PACK OF CCA TREATED PINE TIMBER MERCH GRADE 70 X 22 MM, SCREENING/DECKING 139 LENGTHS @ 4.2 = 584 L/M	
68		6226011A PACK OF CCA TREATED PINE TIMBER MERCH GRADE 70 X 22 MM, SCREENING/DECKING 179 LENGTHS @ 6.0 = 1074 L/M	
69		6226015A PACK OF CCA TREATED PINE TIMBER MERCH GRADE 70 X 22 MM, SCREENING/DECKING 179 LENGTHS @ 4.8 = 859 L/M	
70		X3602 PACK OF CCA TREATED PINE TIMBER MERCH GRADE 70 X 19MM, SCREENING/DECKING 27 LENGTHS @ 3.0 = 81 L/M	
71		6241567 PACK OF CCA TREATED PINE TIMBER MERCH GRADE 70 X 19MM 100 LENGTHS 1/2.4,7/3.0,23/3.6,69/4.2 = 395 L/M	
72		6241576 PACK OF CCA TREATED PINE TIMBER MERCH GRADE 70 X 19MM 90 LENGTHS 5/2.4,1/3.0,6/3.6,16/4.2,6/4.8,10/5.4,46/6.0 = 463 L/M	







LOT	QTY	DESCRIPTION	NOTE
73		6241572 PACK OF CCA TREATED PINE TIMBER MERCH GRADE 70 X 19MM 100 LENGTHS 21/4.8,14/5.4,65/6.0 = 566 L/M	
74		6230426A PACK OF CCA TREATED PINE TIMBER MERCH GRADE 70 X 22 MM SCREENING/DECKING 100 LENGTHS @ 4.8 = 480 L/M	
75		** VACANT **	
76		6241565 PACK OF CCA TREATED PINE TIMBER MERCH GRADE 70 X 19MM 100 LENGTHS 19/4.8,11/5.4,70/6.0 = 570 L/M	
77		6241561 PACK OF CCA TREATED PINE TIMBER MERCH GRADE 70 X 19MM 100 LENGTHS 25/4.8,7/5.4,68/6.0 = 565 L/M	
78		6241555 PACK OF CCA TREATED PINE TIMBER MERCH GRADE 70 X 19MM 100 LENGTHS 16/4.8,14/5.4,70/6.0 = 572 L/M	
79		6235827 PACK OF CCA TREATED PINE TIMBER MERCH GRADE 70 X 19MM 100 LENGTHS 1/2.7,7/3.0,21/3.6,70/4.2,1/4.8 = 398 L/M	
80		D06600 PACK OF CCA TREATED PINE TIMBER POSTS MERCH GRADE 90 X 90 MM 32 LENGTHS @ 1.2 = 38 L/M	
81		D06602 PACK OF CCA TREATED PINE TIMBER POSTS MERCH GRADE 90 X 90 MM 32 LENGTHS @ 1.2 = 38 L/M	

LOT	QTY	DESCRIPTION	NOTE
82		W17097 PACK OF UNTREATED MG12 PINE TIMBER 120 X 35 84 X LENGTHS @ 3.0 = 252 L/M	
83		WD0663 PACK OF CCA TREATED PINE TIMBER MERCH GRADE 140 X 35MM 70 LENGTHS 1/2.7,69/3.0 = 210 L/M	
84		6242268 PACK OF CCA TREATED PINE TIMBER MERCH GRADE 70 X 22 MM, SCREENING/DECKING 60 LENGTHS @ 4.2 = 252 L/M	
85		6242267 PACK OF CCA TREATED PINE TIMBER MERCH GRADE 70 X 22 MM, SCREENING/DECKING 60 LENGTHS @ 4.8 = 288 L/M	
86		6242286 PACK OF CCA TREATED PINE TIMBER MERCH GRADE 70 X 22 MM, SCREENING/DECKING 50 LENGTHS @ 4.8 = 240 L/M	
87		6242251 PACK OF CCA TREATED PINE TIMBER MERCH GRADE 70 X 22 MM, SCREENING/DECKING 60 LENGTHS @ 4.8 = 288 L/M	
88		6242229 PACK OF CCA TREATED PINE TIMBER MERCH GRADE 70 X 22 MM, SCREENING/DECKING 60 LENGTHS @ 4.8 = 288 L/M	
89		6242265 PACK OF CCA H3 TREATED PINE TIMBER DAR 70 X 22, SCREENING/DECKING 80 X LENGTHS @ 4.8 = 384 L/M	
90		6236775 PACK OF CCA TREATED PINE TIMBER MERCH GRADE 70 X 45MM 57 LENGTHS 9/2.4,2/3.0,14/3.6,30/4.2,1/4.8,1/6.0 = 215 L/M	

LOT	QTY	DESCRIPTION	NOTE
91		6239160 PACK OF CCA TREATED PINE TIMBER MERCH GRADE 70 X 45 MM 90 LENGTHS 2/1.8,5/2.4,1/3.0,24/3.6,58/4.2 = 348 L/M	
92		62228456 PACK OF CCA TREATED PINE TIMBER MERCH GRADE 140 X 35MM 70 LENGTHS 3/2.4,24/3.0,20/3.6,23/4.2 = 248 L/M	
93		H5177 PACK OF CCA TREATED PINE TIMBER MERCH GRADE 100 X 100 24 LENGTHS @ 3.0 = 72 L/M	
94		H5176 PACK OF CCA TREATED PINE TIMBER MERCH GRADE 100 X 100 24 LENGTHS @ 3.0 = 72 L/M	
95		H5174 PACK OF CCA TREATED PINE TIMBER MERCH GRADE 100 X 100 24 LENGTHS @ 3.0 = 72 L/M	
96		H5175 PACK OF CCA TREATED PINE TIMBER MERCH GRADE 100 X 100 24 LENGTHS @ 3.0 = 72 L/M	
97		HM6096 PACK OF CCA TREATED PINE TIMBER MERCH GRADE SLEEPERS 200 X 50 14 LENGTHS @ 2.4 = 34 L/M	
98		6240524 PACK OF CCA TREATED PINE TIMBER MERCH GRADE SLEEPERS 200 X 75 8 LENGTHS @ 2.4 = 19 L/M	
99		6238129 PACK OF CCA TREATED PINE TIMBER MERCH GRADE SLEEPERS 200 X 50 14 LENGTHS @ 3.0 = 42 L/M	

LOT	QTY	DESCRIPTION	NOTE
100		6237347 PACK OF CCA TREATED PINE TIMBER MERCH GRADE SLEEPERS 200 X 50 32 LENGTHS @ 3.6 = 115 L/M	
101		6237858 PACK OF CCA TREATED PINE TIMBER MERCH GRADE SLEEPERS 200 X 50 18 LENGTHS @ 3.6 = 65 L/M	
102		H5113 PACK OF CCA TREATED PINE TIMBER MERCH GRADE 100 X 100 45 LENGTHS @ 2.4 = 108 L/M	
103		H5178 PACK OF CCA TREATED PINE TIMBER MERCH GRADE 100 X 100 26 LENGTHS @ 3.0 = 78 L/M	
104		H5179 PACK OF CCA TREATED PINE TIMBER MERCH GRADE 100 X 100 26 LENGTHS @ 3.0 = 78 L/M	
105		6235794A PACK OF CCA TREATED PINE TIMBER MERCH GRADE 70 X 22 MM SCREENING/DECKING 100 LENGTHS @ 4.8 = 480 L/M	
106		6241560 PACK OF UNTREATED PINE TIMBER 70 X 19 200 LENGTHS @ 3.6 = 720 L/M	
107		6241557 PACK OF UNTREATED PINE TIMBER 70 X 19 199 LENGTHS @ 4.2 = 835 L/M	
108		6241556 PACK OF UNTREATED PINE TIMBER 70 X 19 200 LENGTHS @ 4.8 = 960 L/M	

LOT	QTY	DESCRIPTION	NOTE
109		6241559 PACK OF UNTREATED PINE TIMBER 70 X 19 199 LENGTHS @ 5.4 = 1075 L/M	
110		6241558 PACK OF UNTREATED PINE TIMBER 70 X 19 200 LENGTHS @ 6.0 = 1200 L/M	
111		6241554 PACK OF UNTREATED PINE TIMBER 70 X 19 200 LENGTHS @ 6.0 = 1200 L/M	
112		6241566 PACK OF UNTREATED PINE TIMBER 70 X 19 200 LENGTHS @ 4.2 = 840 L/M	
113		6241563 PACK OF UNTREATED PINE TIMBER 70 X 19 200 LENGTHS @ 4.8 = 960 L/M	
114		6241564 PACK OF UNTREATED PINE TIMBER 70 X 19 199 LENGTHS @ 6.0 = 1194 L/M	
115		6241562 PACK OF UNTREATED PINE TIMBER 70 X 19 200 LENGTHS @ 6.0 = 1200 L/M	
116		6241568 PACK OF UNTREATED PINE TIMBER 70 X 19 198 LENGTHS @ 3.0 = 594 L/M	
117		6241570 PACK OF UNTREATED PINE TIMBER 70 X 19 194 LENGTHS @ 3.6 = 698 L/M	

LOT	QTY	DESCRIPTION	NOTE
118		6241574 PACK OF UNTREATED PINE TIMBER 70 X 19 199 LENGTHS @ 4.2 = 836 L/M	
119		6241573 PACK OF UNTREATED PINE TIMBER 70 X 19 200 LENGTHS @ 4.8 = 960 L/M	
120		6241569 PACK OF UNTREATED PINE TIMBER 70 X 19 200 LENGTHS @ 5.4 = 1080 L/M	
121		6241571 PACK OF UNTREATED PINE TIMBER 70 X 19 200 LENGTHS @ 6.0 = 1200 L/M	
122		6241582 PACK OF UNTREATED PINE TIMBER 70 X 19 180 LENGTHS @ 5.4 = 972 L/M	
123		6241575 PACK OF UNTREATED PINE TIMBER 70 X 19 200 LENGTHS @ 6.0 = 1200 L/M	