





























LOT	QTY	DESCRIPTION	NOTE
1		<p>WALKIE STACKER, CROWN MOD: 201MT154A CAPACITY: 1000kg MAX HEIGHT: 3900mm</p>	
2		<p>WALKIE STACKER, CROWN MOD: 20MT110A CAPACITY: 1000kg MAX HEIGHT: 2800mm</p>	
3		<p>CIGWELD TIG WELDER TRANSTIG 150 240V 15AMP PLUG, NO GAUGE</p>	
4		<p>PLASMA CUTTER, BOC SMOOTHCUT 40 240V</p>	
5		<p>BOC SMOOTHARC, TIG 185 AC/DC 240V 15AMP PLUG</p>	
6		<p>BOSSWELD MIG WELDER FONCE 187 240V 10AMP PLUG, NO GAUGE</p>	
7		<p>5 TIER STEEL MODULAR SHELF 900 x 440 x 1800mm (H) WITH SMALL FLAMMABLES CABINET 480 x 600 x 800mm (H)</p>	

LOT	QTY	DESCRIPTION	NOTE
8		2 POST CLEAR FLOOR HOIST 3000kg APPROX, TWIN RAM, 415V COMPLETE, DISSASSEMBLED	
9		JOHN HEINE MECHAMICAL GUILOTINE, 415V	
10		JAGUAR MKII BONNET	
11		ASSORTED CARPET SQUARES	
12		ASSORTED CIRC 1950 JAGUAR PARTS GRILL, FUEL TANK, SEAT FRAMES, BODY PANELS	
13		MAN CAVE OLD SCHOOL SERVEX WHEEL ALIGNER	
14		PERFECT 500 COLDSAW SWIVEL HEAD, QUICK ACTION VICE 415V ON STAND	
15		SPANESI TOUCH, TOOL CHEST, ROLLER	









LOT	QTY	DESCRIPTION	NOTE
16		 ROOF RACK WITH AWNING, 1500 x 1350mm	
17		 EARLY JAGUAR PARTS, XJ6 2 x FRONT GUARDS, LHS DOOR, REAR SEAT, STEERING WHEEL	
18		 ASTON SPOT WELDER 15KVA, 415V	
19		 PAIR CAR RAMPS/ STAND 6m LONG APPROX	
20		 PEERLESS TRIPLE CYLINDER AIR COMPRESSOR 7.5KW (10HP), 40CFM APPROX 415V	
21		 2 x 3 PHASE ELECTRIC MOTOR ABB 5.5KW, 715RPM, TE MONARCH 4KW, 960RPM, TE	
22		 DATSON EARLY 4 CYLINDER PUSH ROD PETROL LONG ENGINE INCLUDES SUMP DISTRIBUTION, FUEL PUMP, ALTERNATOR, CARBY, WASTE PUMP, ETC	
23		 2 PALLETS ASSORTED CRA PARTS RADIATOR, EXTRACTORS, CLUTCH PARTS, ETC WITH SHEET METAL	

LOT	QTY	DESCRIPTION	NOTE
24		8 x 4' FLURO LIGHTS	
25		ENCLOSED TIMBER STORAGE BOX 1800 x 380 x 300mm (H)	
26		4 x WIRE SPOKE CENTRE LOCK RIMS, 15", PAINTED SILVER	
27		PALLET LOT ASSORTED CAR PARTS	
28		5 x SHEETS ALUMINIUM, 1200 x 350mm	
29		TIMBER DOOR FRAME WITH 2 x GLASS DOORS, 2030 x 930mm + TIMBER WINDOW	
30		UPRIGHT AIR RECIVER TANK 2000 x 400mm (D) APPROX	

LOT	QTY	DESCRIPTION	NOTE
31		UPRIGHT AIR RECIVER TANK 2000 x 400mm (D) APPROX	
32		HAFCO GEARED HEAD MILL DRILL MOD: HM45 415V, NO. 3 M/T WITH VICE & CHUCK	
33		DOUBLE ENDED HEBCO 10" PEDESTAL GRINDER, 415V	
34		H+F SCROLL SAW, 1LS-24, 240V	
35		JOHN HEINE TREDLE GUILLIOTINE MOD: 19BP	
36		TALBOT 4 CYLINDER PETROL ENGINE LONG MOTOR	
37		PALLET LOT HARDWARE 3 CARTONS 100 PAIRS EACH HINGES, CASTOR WHEELS, SCREWS, 2 CARTONS SLIDERS	
38		3 x PALLETS ASSORTED TIMBER	

LOT	QTY	DESCRIPTION	NOTE
39		 INGELSOLD RAND, AIR COMPRESSOR MOD: 55R-EP405F/50 415V, 40HP, 163CFM, MAX PRESSURE 125 PSI	
40		 KELVINATOR AIR CONDITIONER MOD: KWH 39 HRE, REVERSE CYCLE 240V, COOLING 3900w, HEATING 3600w	
41		 WORKSHOP HEATER, FENICI DIESEL, 24LTR, 240V MOBILE	
42		 BENTLEY BONNET	
43		 OLD SCHOOL SANDER/ LINISHER 240V, NEEDS ASSEMBLY	
44		 HYDRAULIC PACK 415V WITH TANK & CONTROLS	
45		 MG PARTS 2 x FRONT GUARDS, FUEL TANK, EXHAUST PIPES, TRIM PIECES	
46		 5 x WIRE WHEELS 14" , PAINTED WITH TYRES	
47		 MORRIS DIFF CENTRE HOUSING, AXLES 4 STUD	







LOT	QTY	DESCRIPTION	NOTE
48		 <p>CRATE ASSORTED HOLDEN PARTS, HX-HJ GRILL, FRONT PANEL, RADITOR, STEERING COLLUMS, LIGHTS, TAIL GATE, GEAR BOX CROSSMEMBER, ETC</p>	
49		 <p>2005 MERCEDES BENZ CL500 219 SEDAN RWD REG: XGC638 (SA) (EXPIRY: 12/04/2027) VIN: WDD2193752A025512 ODO: 208,690km 5.0L V8, 7 SPEED AUTO, PETROL, SILVER, 4 DOORS, 4 SEAT, RWD ABS, AIR BAG, AIR CON, ALLOY WHEELS, CD PLAYER, CENTRAL LOCKING, CRUISE CONTROL, IMMOBILISER, LEATHER TRIM, POWER WINDOWS, SPARE WHEEL, SUNROOF, TRACTION CONTROL, ORIGINALLY OWNED BY WOLF BLASS</p> <p>11% BP (WITH PAPERS, WITH 1 KEY/S, WITH OWNER'S MANUAL, WITH SERVICE BOOKS)</p>	11.00% PREMIUM
50		 <p>1965 BEDFORD J5 TIPPER TRUCK REGO: REM 314 MINOR DAMAGE FROM TREE BRANCH</p>	
51		 <p>CIRA 1950 BENTLEY MKVI CUSTOM COACH WORK PARTIAL BODY CHOP BY THIRD PARTY</p>	
52		 <p>CIRCA 1950 AUSTIN 125 SHEERLINE SALOON RECOMMENDED FOR PARTS</p>	
53		 <p>1968 JAGUAR S-TYPE 3.4L SEDAN, FRONT END DAMAGE</p>	
54		 <p>40' SHIPPING CONTAINER WITH 2 x SIDE ACCESS ROLLER DOORS DRY, PLYWOOD FLOOR</p>	
55		 <p>40' SHIPPING CONTAINER DRY, CLEAN</p>	

LOT	QTY	DESCRIPTION	NOTE
56		 40' SHIPPING CONTAINER DRY, CLEAN	
57		 TRANSPORTABLE OFFICE, 6 x 3 x 2.8mtr (H) SINGLE DOOR, 3 x LARGE WINDOWS, 6 x GPOS NEEDS DOOR FRAME + FLOOR REPAIR	
58		 1953 BMW R-TYPE MOTORCYCLE WITH SIDE CAR IN PIECES	
59		 1950 BEDFORD OB BUS, NO RUNNING GEAR PREVIOUSLY USED AS SITE OFFICE	
60		 ASSORTED PARTS 6 CYLINDER FORD EXTRACTORS	
61		 SIDEVALVE 4 CYLINDER MORRIS ENGINE & GEAR BOX COMPLETE INCLUDES STEERING, BRAKE PARTS & RADIATOR	
62		 ALUMINIUM DROP SIDE UTE TRAY, GITSHAM, 1800 x 1800mm	
63		 DOUBLE SIDE ACCESS ALUMINIUM TRAY TOOL BOX 1770 x 650 x 520mm (H)	

LOT	QTY	DESCRIPTION	NOTE
64		2 DOOR GREY LAMINATE STATIONARY CABINET	
			
65		VICTOR PETROL WHIPPER SNIPPER	
			
66		EVERHOT UNDER BENCH HOT WATER SYSTEM WITH TRAY & FITTINGS	
			
67		4 BURNER BBQ LPG, 3 x 3mtr GAZEBO, TOASTER OVEN WITH TIMBER WINE RACK	
			
68		4 x BRIDGESTONE POTENZA RE003 TYRES, 215/60R16, TEST FITTED ONLY	
			
69		ALUMINIUM FUEL TANK, 910 x 4600 x 110mm (H)	
			

LOT	QTY	DESCRIPTION	NOTE
70		6 TIER MODULAR STEEL RACK, 1800 x 900 x 400mm + 2 TIMBER SHELF UNITS	
			
71		RECEPTION DESK TIMBER LAMINATE, MAPLE/ GRAY, 3500mm (L) WITH 2 DOOR 2 SHELF CUPBOARD, LOW LINE BOOKSHELF, 2 BAY SHELF/ CUPBOARD UNIT, COFFEE TABLE	
			
72		OFFICE FURNITURE TIMBER LAMINATE MAPLE/ GRAY 5 x DESKS, 2 RETURNS, 2 DOOR CUPBOARD, LOW LINE BOOK SHELF, 5 x UNDER DESK MOBILES CONTENTS OF ROOM	
			
73		CONTENTS OF MEETING ROOM TIMBER LAMINATE MAPLE/ GRAY TABLE 1800 x 900mm 2 x 2 DOOR CABINETS	
			
74		ELECTRONIC WHITE BOARD SMART BOARD 80559 + SAMSUNG TV 40" WITH WALLMOUNT BRACKET	
			
75		COMPLETE KITCHEN INCLUDING L SHAPED COUNTER 3800 x 1400mm WITH TWIN BOWL SINK WESTING HOUSE FRIDGE/ FREEZER HOTPLATES ELECTRONIC, OVER HEAD CUPBOARDS WITH BUILT IN EXHAUST CANOPY + SEPERATE L SHAPED CUPBOARD 2000 x 1430mm	
			
76		EVERHOT WALLMOUNT INSTANT HOTWATER UNIT, ELECTRIC	
			

LOT	QTY	DESCRIPTION	NOTE
77		RECORD DMS26 BENCH DRILL 240V	
78		EVAPORATIVE A/C 240V, SIDE OUTLET	
79		3 IN 1 ROLLER, FOLDER, GUILLOTINE, ON MOBILE BENCH, 600mm	
80		12 TON PIPE BENDER, PARAMOUNT, 1 DIE ONLY	
81		BENCH DRILL ON STAND, 415V, NO. 2 M/T	
82		WORKSHOP HEATER, FENICI DIESEL, 24LTR, 240V MOBILE	
83		6 x 200LTR POLLY DRUMS, 5 LIDS ONLY	
84		2 x PALLETS SCAP BATTERIES	

LOT	QTY	DESCRIPTION	NOTE
85		2 x PALLETS ASSORTED RIMS & TYRES 24 TOTAL	
86		VINTAGE KELVINATOR FRIDGE	
87		GRIT BLASTING CABINET	
88		INGERSOLL RAND AIR COMPRESSOR + REFRIGERATED CHAMPION COOLER	
89		7 x PALLETS ASSORTED RIMS AND TYRES, 50 APPROX	
90		DIFF UNIT COMPLETE WITH RIMS & TYRES	
91		14 x HEAVY DUTY NEOPRENE 250mm CASTORS	

LOT	QTY	DESCRIPTION	NOTE
92		 DUST EXTRACTION UNIT	
93		 FUME EXTRACTION FAN, 240V WITH SHUTTER CONTROL + FLEXIBLE DUCTING	
94		 ENGINE CRANE, 2 x ENGINE STANDS	
95		 ENGINE CRANE, 2 x ENGINE STANDS	
96		 27 x PALLETS SCRAP STEEL/ ALUMINIUM	
97		 5 x ASSORTED WORK STANDS + RACKS	
98		 4 SWING OUT WELDERS ARMS UPTO 4.5mtr	
99		 PAIR OF OVER CENTRE DRIVE ON VEHICLE DISPLAY/ SERVICE RAMPS 5m (L) x 400mm (W)	
100		 ASSORTED SCRAP STEEL + OLD BODY	

LOT	QTY	DESCRIPTION	NOTE
-----	-----	-------------	------

101



JETWAVE HOT WASH, 415V