

REFER TO AUCTION SUMMARY PAGE FOR FURTHER PHOTOS & SPECIFICATIONS

1





RELOCATABLE ACCOMMODATION - CIMC
 2 BEDROOM DELUXE WITH ENSUITE BATHROOMS, (GROUND LEVEL)
 OPEN PLAN DISABLED ACCESS & FURNITURE FEATURES BUILT IN

BUILDING DIMENSIONS
 15.15m x 4.45m INCLUDING SERVICES FRAME CONTAINING HOT WATER SERVICES, AIR CONDITIONER UNITS & SWITCH GEAR.
 ALL BUILDINGS HAVE CATEGORY RATING TO SUIT AN A1 REGION.

AIR CONDITIONING - DAIKIN INVERTER, HEAT PUMP OUTDOOR UNIT,
 MOD: RXS25KVMA. INDOOR UNIT, MOD: FTXS25KVMA
 HOT WATER SERVICE - RHEEM MPI-325 INTEGRATED HEAT PUMP, ELECTRIC, 325 LITRE,
 MOD: 55132505
 FRIDGE - HAIER 130 LITRE,
 MOD: HBF130W

EACH BEDROOM ALSO FEATURES: 100% BLOCK OUT BLINDS, CORDLESS KETTLE, KING SINGLE ENSEMBLE BED & MATTRESS, BEDSIDE 3 DRAWER MOBILE UNIT, FIXED SHELF UNIT, 2 DOOR LOCKABLE STORAGE CUPBOARD, DESK, BLACK MESH CHAIR, ENSUITE COMPRISING IMPERIAL WARE CERAMIC 4 STAR WATER RATING DUAL FLUSH TOILET, 2 DOOR LOCKABLE CERAMIC VANITY, GLASS DOOR SHOWER, TILED ENSUITE FLOOR, ROOMS WIRED FOR VOICE & DATA, 4 x DOUBLE POWER OUTLETS (10 AMP), 1 x SINGLE POWER OUTLET (10 AMP), HARD WIRED SMOKE DETECTOR.

(LOCATED AT STORAGE FACILITY- KILBURN)
 LOADING FEE OF \$1,650 (INCL GST) PER BUILDING WILL BE ADDED TO EACH INVOICE

LOT	QTY	DESCRIPTION	NOTE
2	 NO IMAGE AVAILABLE	<p>RELOCATABLE ACCOMMODATION - CIMC 3 BEDROOM & COMMUNICATION STORE ROOM COMPLETE WITH DATA RACK CABINETS INSTALLED</p> <p>BUILDING DIMENSIONS 15.15m x 4.45m INCLUDING SERVICES FRAME CONTAINING HOT WATER SERVICES, AIR CONDITIONER UNITS & SWITCH GEAR. ALL BUILDINGS HAVE CATEGORY RATING TO SUIT AN A1 REGION.</p> <p>AIR CONDITIONING - DAIKIN INVERTER, HEAT PUMP OUTDOOR UNIT, MOD: RXS25KVMA. INDOOR UNIT, MOD: FTXS25KVMA HOT WATER SERVICE - RHEEM MPI-325 INTEGRATED HEAT PUMP, ELECTRIC, 325 LITRE, MOD: 55132505 FRIDGE - HAIER 130 LITRE, MOD: HBF130W</p> <p>EACH BEDROOM ALSO FEATURES: 100% BLOCK OUT BLINDS, CORDLESS KETTLE, KING SINGLE ENSEMBLE BED & MATTRESS, BEDSIDE 3 DRAWER MOBILE UNIT, FIXED SHELF UNIT, 2 DOOR LOCKABLE STORAGE CUPBOARD, DESK, BLACK MESH CHAIR, ENSUITE COMPRISING IMPERIAL WARE CERAMIC 4 STAR WATER RATING DUAL FLUSH TOILET, 2 DOOR LOCKABLE CERAMIC VANITY, GLASS DOOR SHOWER, TILED ENSUITE FLOOR, ROOMS WIRED FOR VOICE & DATA, 4 x DOUBLE POWER OUTLETS (10 AMP), 1 x SINGLE POWER OUTLET (10 AMP), HARD WIRED SMOKE DETECTOR.</p> <p>(LOCATED AT STORAGE FACILITY- KILBURN) LOADING FEE OF \$1,650 (INCL GST) PER BUILDING WILL BE ADDED TO EACH INVOICE</p>	
3	 NO IMAGE AVAILABLE	<p>RELOCATABLE SERVICES BUILDING - CIMC LAUNDRY, SPLIT ROOM, OPEN PLAN UNIT, GROUND LEVEL WASH ROOM CONTAINS: SPLIT SYSTEM A/C DAIKIN INVERTERS 10 STATION PLUMBING/ELECTRICAL IRONING BOARD FOLD OUT UNIT TWIN BOWL STAINLESS STEEL SINK</p> <p>STORE CONTAINS: MODULAR STEEL SHELVING LOWLINE WASH BAY UNIT FLAMMABLES STORAGE CABINET</p> <p>BUILDING DIMENSIONS: 15m x 4.45m INCLUDING SERVICES FRAME CONTAINING HOT WATER SERVICES, AIR CONDITIONER UNITS & SWITCH GEAR. ALL BUILDINGS HAVE CATEGORY RATING TO SUIT AN A1 REGION.</p> <p>(LOCATED AT STORAGE FACILITY- KILBURN) LOADING FEE OF \$1,650 (INCL GST) PER BUILDING WILL BE ADDED TO EACH INVOICE</p>	

LOT	QTY	DESCRIPTION	NOTE
-----	-----	-------------	------

4



RELOCATABLE ACCOMMODATION - CIMC
4 BEDROOM ACCOMMODATION UPPER LEVEL

BUILDING DIMENSIONS
15.15m x 4.45m INCLUDING SERVICES FRAME CONTAINING
HOT WATER SERVICES, AIR CONDITIONER UNITS & SWITCH
GEAR.
ALL BUILDINGS HAVE CATEGORY RATING TO SUIT AN A1
REGION.

AIR CONDITIONING - DAIKIN INVERTER, HEAT PUMP
OUTDOOR UNIT,
MOD: RXS25KVMA. INDOOR UNIT, MOD: FTXS25KVMA
HOT WATER SERVICE - RHEEM MPI-325 INTEGRATED HEAT
PUMP, ELECTRIC, 325 LITRE,
MOD: 55132505
FRIDGE - HAIER 130 LITRE,
MOD: HBF130W

EACH BEDROOM ALSO FEATURES: 100% BLOCK OUT BLINDS,
CORDLESS KETTLE, KING SINGLE ENSEMBLE BED &
MATTRESS, BEDSIDE 3 DRAWER MOBILE UNIT, FIXED SHELF
UNIT, 2 DOOR LOCKABLE STORAGE CUPBOARD, DESK,
BLACK MESH CHAIR, ENSUITE COMPRISING IMPERIAL WARE
CERAMIC 4 STAR WATER RATING DUAL FLUSH TOILET, 2
DOOR LOCKABLE CERAMIC VANITY, GLASS DOOR SHOWER,
TILED ENSUITE FLOOR, ROOMS WIRED FOR VOICE & DATA, 4
x DOUBLE POWER OUTLETS (10 AMP), 1 x SINGLE POWER
OUTLET (10 AMP), HARD WIRED SMOKE DETECTOR.

(LOCATED AT STORAGE FACILITY- KILBURN)
LOADING FEE OF \$1,650 (INCL GST) PER BUILDING WILL BE
ADDED TO EACH INVOICE

5



RELOCATABLE ACCOMMODATION - CIMC
2 BEDROOM/DISABLED GROUND LEVEL
OPEN PLAN DISABLED ACCESS & FURNITURE FEATURES
BUILT IN

BUILDING DIMENSIONS
15.15m x 4.45m INCLUDING SERVICES FRAME CONTAINING
HOT WATER SERVICES, AIR CONDITIONER UNITS & SWITCH
GEAR.
ALL BUILDINGS HAVE CATEGORY RATING TO SUIT AN A1
REGION.

AIR CONDITIONING - DAIKIN INVERTER, HEAT PUMP
OUTDOOR UNIT,
MOD: RXS25KVMA. INDOOR UNIT, MOD: FTXS25KVMA
HOT WATER SERVICE - RHEEM MPI-325 INTEGRATED HEAT
PUMP, ELECTRIC, 325 LITRE,
MOD: 55132505
FRIDGE - HAIER 130 LITRE,
MOD: HBF130W

EACH BEDROOM ALSO FEATURES: 100% BLOCK OUT BLINDS,
CORDLESS KETTLE, KING SINGLE ENSEMBLE BED &
MATTRESS, BEDSIDE 3 DRAWER MOBILE UNIT, FIXED SHELF
UNIT, 2 DOOR LOCKABLE STORAGE CUPBOARD, DESK,
BLACK MESH CHAIR, ENSUITE COMPRISING IMPERIAL WARE
CERAMIC 4 STAR WATER RATING DUAL FLUSH TOILET, 2
DOOR LOCKABLE CERAMIC VANITY, GLASS DOOR SHOWER,
TILED ENSUITE FLOOR, ROOMS WIRED FOR VOICE & DATA, 4
x DOUBLE POWER OUTLETS (10 AMP), 1 x SINGLE POWER
OUTLET (10 AMP), HARD WIRED SMOKE DETECTOR.

(LOCATED 142 CHURCHILL ROAD NORTH, CAVAN)
LOADING FEE OF \$1,650 (INCL GST) PER BUILDING WILL BE
ADDED TO EACH INVOICE

4 BEDROOM - UPPER LEVEL

LOT	QTY	DESCRIPTION	NOTE
-----	-----	-------------	------

6



RELOCATABLE ACCOMMODATION - CIMC
4 BEDROOM ACCOMMODATION UPPER LEVEL

BUILDING DIMENSIONS
15.15m x 4.45m INCLUDING SERVICES FRAME CONTAINING
HOT WATER SERVICES, AIR CONDITIONER UNITS & SWITCH
GEAR.
ALL BUILDINGS HAVE CATEGORY RATING TO SUIT AN A1
REGION.

AIR CONDITIONING - DAIKIN INVERTER, HEAT PUMP
OUTDOOR UNIT,
MOD: RXS25KVMA. INDOOR UNIT, MOD: FTXS25KVMA
HOT WATER SERVICE - RHEEM MPI-325 INTEGRATED HEAT
PUMP, ELECTRIC, 325 LITRE,
MOD: 55132505
FRIDGE - HAIER 130 LITRE,
MOD: HBF130W

EACH BEDROOM ALSO FEATURES: 100% BLOCK OUT BLINDS,
CORDLESS KETTLE, KING SINGLE ENSEMBLE BED &
MATTRESS, BEDSIDE 3 DRAWER MOBILE UNIT, FIXED SHELF
UNIT, 2 DOOR LOCKABLE STORAGE CUPBOARD, DESK,
BLACK MESH CHAIR, ENSUITE COMPRISING IMPERIAL WARE
CERAMIC 4 STAR WATER RATING DUAL FLUSH TOILET, 2
DOOR LOCKABLE CERAMIC VANITY, GLASS DOOR SHOWER,
TILED ENSUITE FLOOR, ROOMS WIRED FOR VOICE & DATA, 4
x DOUBLE POWER OUTLETS (10 AMP), 1 x SINGLE POWER
OUTLET (10 AMP), HARD WIRED SMOKE DETECTOR.

(LOCATED 142 CHURCHILL ROAD NORTH, CAVAN)
LOADING FEE OF \$1,650 (INCL GST) PER BUILDING WILL BE
ADDED TO EACH INVOICE

7



RELOCATABLE ACCOMMODATION - CIMC
4 BEDROOM ACCOMMODATION UPPER LEVEL

BUILDING DIMENSIONS
15.15m x 4.45m INCLUDING SERVICES FRAME CONTAINING
HOT WATER SERVICES, AIR CONDITIONER UNITS & SWITCH
GEAR.
ALL BUILDINGS HAVE CATEGORY RATING TO SUIT AN A1
REGION.

AIR CONDITIONING - DAIKIN INVERTER, HEAT PUMP
OUTDOOR UNIT,
MOD: RXS25KVMA. INDOOR UNIT, MOD: FTXS25KVMA
HOT WATER SERVICE - RHEEM MPI-325 INTEGRATED HEAT
PUMP, ELECTRIC, 325 LITRE,
MOD: 55132505
FRIDGE - HAIER 130 LITRE,
MOD: HBF130W

EACH BEDROOM ALSO FEATURES: 100% BLOCK OUT BLINDS,
CORDLESS KETTLE, KING SINGLE ENSEMBLE BED &
MATTRESS, BEDSIDE 3 DRAWER MOBILE UNIT, FIXED SHELF
UNIT, 2 DOOR LOCKABLE STORAGE CUPBOARD, DESK,
BLACK MESH CHAIR, ENSUITE COMPRISING IMPERIAL WARE
CERAMIC 4 STAR WATER RATING DUAL FLUSH TOILET, 2
DOOR LOCKABLE CERAMIC VANITY, GLASS DOOR SHOWER,
TILED ENSUITE FLOOR, ROOMS WIRED FOR VOICE & DATA, 4
x DOUBLE POWER OUTLETS (10 AMP), 1 x SINGLE POWER
OUTLET (10 AMP), HARD WIRED SMOKE DETECTOR.

(LOCATED 142 CHURCHILL ROAD NORTH, CAVAN)
LOADING FEE OF \$1,650 (INCL GST) PER BUILDING WILL BE
ADDED TO EACH INVOICE

LOT	QTY	DESCRIPTION	NOTE
-----	-----	-------------	------

8



RELOCATABLE ACCOMMODATION - CIMC
4 BEDROOM ACCOMMODATION UPPER LEVEL

BUILDING DIMENSIONS
15.15m x 4.45m INCLUDING SERVICES FRAME CONTAINING
HOT WATER SERVICES, AIR CONDITIONER UNITS & SWITCH
GEAR.
ALL BUILDINGS HAVE CATEGORY RATING TO SUIT AN A1
REGION.
AIR CONDITIONING - DAIKIN INVERTER, HEAT PUMP
OUTDOOR UNIT,
MOD: RXS25KVMA. INDOOR UNIT, MOD: FTXS25KVMA
HOT WATER SERVICE - RHEEM MPI-325 INTEGRATED HEAT
PUMP, ELECTRIC, 325 LITRE,
MOD: 55132505
FRIDGE - HAIER 130 LITRE,
MOD: HBF130W

EACH BEDROOM ALSO FEATURES: 100% BLOCK OUT BLINDS,
CORDLESS KETTLE, KING SINGLE ENSEMBLE BED &
MATTRESS, BEDSIDE 3 DRAWER MOBILE UNIT, FIXED SHELF
UNIT, 2 DOOR LOCKABLE STORAGE CUPBOARD, DESK,
BLACK MESH CHAIR, ENSUITE COMPRISING IMPERIAL WARE
CERAMIC 4 STAR WATER RATING DUAL FLUSH TOILET, 2
DOOR LOCKABLE CERAMIC VANITY, GLASS DOOR SHOWER,
TILED ENSUITE FLOOR, ROOMS WIRED FOR VOICE & DATA, 4
x DOUBLE POWER OUTLETS (10 AMP), 1 x SINGLE POWER
OUTLET (10 AMP), HARD WIRED SMOKE DETECTOR.

(LOCATED 142 CHURCHILL ROAD NORTH, CAVAN)
LOADING FEE OF \$1,650 (INCL GST) PER BUILDING WILL BE
ADDED TO EACH INVOICE

9



RELOCATABLE ACCOMMODATION - CIMC
4 BEDROOM ACCOMMODATION UPPER LEVEL

BUILDING DIMENSIONS
15.15m x 4.45m INCLUDING SERVICES FRAME CONTAINING
HOT WATER SERVICES, AIR CONDITIONER UNITS & SWITCH
GEAR.
ALL BUILDINGS HAVE CATEGORY RATING TO SUIT AN A1
REGION.
AIR CONDITIONING - DAIKIN INVERTER, HEAT PUMP
OUTDOOR UNIT,
MOD: RXS25KVMA. INDOOR UNIT, MOD: FTXS25KVMA
HOT WATER SERVICE - RHEEM MPI-325 INTEGRATED HEAT
PUMP, ELECTRIC, 325 LITRE,
MOD: 55132505
FRIDGE - HAIER 130 LITRE,
MOD: HBF130W

EACH BEDROOM ALSO FEATURES: 100% BLOCK OUT BLINDS,
CORDLESS KETTLE, KING SINGLE ENSEMBLE BED &
MATTRESS, BEDSIDE 3 DRAWER MOBILE UNIT, FIXED SHELF
UNIT, 2 DOOR LOCKABLE STORAGE CUPBOARD, DESK,
BLACK MESH CHAIR, ENSUITE COMPRISING IMPERIAL WARE
CERAMIC 4 STAR WATER RATING DUAL FLUSH TOILET, 2
DOOR LOCKABLE CERAMIC VANITY, GLASS DOOR SHOWER,
TILED ENSUITE FLOOR, ROOMS WIRED FOR VOICE & DATA, 4
x DOUBLE POWER OUTLETS (10 AMP), 1 x SINGLE POWER
OUTLET (10 AMP), HARD WIRED SMOKE DETECTOR.

(LOCATED 142 CHURCHILL ROAD NORTH, CAVAN)
LOADING FEE OF \$1,650 (INCL GST) PER BUILDING WILL BE
ADDED TO EACH INVOICE

LOT	QTY	DESCRIPTION	NOTE
-----	-----	-------------	------

10



RELOCATABLE ACCOMMODATION - CIMC
4 BEDROOM ACCOMMODATION UPPER LEVEL

BUILDING DIMENSIONS
15.15m x 4.45m INCLUDING SERVICES FRAME CONTAINING
HOT WATER SERVICES, AIR CONDITIONER UNITS & SWITCH
GEAR.
ALL BUILDINGS HAVE CATEGORY RATING TO SUIT AN A1
REGION.
AIR CONDITIONING - DAIKIN INVERTER, HEAT PUMP
OUTDOOR UNIT,
MOD: RXS25KVMA. INDOOR UNIT, MOD: FTXS25KVMA
HOT WATER SERVICE - RHEEM MPI-325 INTEGRATED HEAT
PUMP, ELECTRIC, 325 LITRE,
MOD: 55132505
FRIDGE - HAIER 130 LITRE,
MOD: HBF130W

EACH BEDROOM ALSO FEATURES: 100% BLOCK OUT BLINDS,
CORDLESS KETTLE, KING SINGLE ENSEMBLE BED &
MATTRESS, BEDSIDE 3 DRAWER MOBILE UNIT, FIXED SHELF
UNIT, 2 DOOR LOCKABLE STORAGE CUPBOARD, DESK,
BLACK MESH CHAIR, ENSUITE COMPRISING IMPERIAL WARE
CERAMIC 4 STAR WATER RATING DUAL FLUSH TOILET, 2
DOOR LOCKABLE CERAMIC VANITY, GLASS DOOR SHOWER,
TILED ENSUITE FLOOR, ROOMS WIRED FOR VOICE & DATA, 4
x DOUBLE POWER OUTLETS (10 AMP), 1 x SINGLE POWER
OUTLET (10 AMP), HARD WIRED SMOKE DETECTOR.

(LOCATED 142 CHURCHILL ROAD NORTH, CAVAN)
LOADING FEE OF \$1,650 (INCL GST) PER BUILDING WILL BE
ADDED TO EACH INVOICE

11



RELOCATABLE ACCOMMODATION - CIMC
4 BEDROOM ACCOMMODATION UPPER LEVEL

BUILDING DIMENSIONS
15.15m x 4.45m INCLUDING SERVICES FRAME CONTAINING
HOT WATER SERVICES, AIR CONDITIONER UNITS & SWITCH
GEAR.
ALL BUILDINGS HAVE CATEGORY RATING TO SUIT AN A1
REGION.
AIR CONDITIONING - DAIKIN INVERTER, HEAT PUMP
OUTDOOR UNIT,
MOD: RXS25KVMA. INDOOR UNIT, MOD: FTXS25KVMA
HOT WATER SERVICE - RHEEM MPI-325 INTEGRATED HEAT
PUMP, ELECTRIC, 325 LITRE,
MOD: 55132505
FRIDGE - HAIER 130 LITRE,
MOD: HBF130W

EACH BEDROOM ALSO FEATURES: 100% BLOCK OUT BLINDS,
CORDLESS KETTLE, KING SINGLE ENSEMBLE BED &
MATTRESS, BEDSIDE 3 DRAWER MOBILE UNIT, FIXED SHELF
UNIT, 2 DOOR LOCKABLE STORAGE CUPBOARD, DESK,
BLACK MESH CHAIR, ENSUITE COMPRISING IMPERIAL WARE
CERAMIC 4 STAR WATER RATING DUAL FLUSH TOILET, 2
DOOR LOCKABLE CERAMIC VANITY, GLASS DOOR SHOWER,
TILED ENSUITE FLOOR, ROOMS WIRED FOR VOICE & DATA, 4
x DOUBLE POWER OUTLETS (10 AMP), 1 x SINGLE POWER
OUTLET (10 AMP), HARD WIRED SMOKE DETECTOR.

(LOCATED 142 CHURCHILL ROAD NORTH, CAVAN)
LOADING FEE OF \$1,650 (INCL GST) PER BUILDING WILL BE
ADDED TO EACH INVOICE

LOT	QTY	DESCRIPTION	NOTE
-----	-----	-------------	------

12



RELOCATABLE ACCOMMODATION - CIMC
4 BEDROOM ACCOMMODATION UPPER LEVEL

BUILDING DIMENSIONS
15.15m x 4.45m INCLUDING SERVICES FRAME CONTAINING
HOT WATER SERVICES, AIR CONDITIONER UNITS & SWITCH
GEAR.
ALL BUILDINGS HAVE CATEGORY RATING TO SUIT AN A1
REGION.
AIR CONDITIONING - DAIKIN INVERTER, HEAT PUMP
OUTDOOR UNIT,
MOD: RXS25KVMA. INDOOR UNIT, MOD: FTXS25KVMA
HOT WATER SERVICE - RHEEM MPI-325 INTEGRATED HEAT
PUMP, ELECTRIC, 325 LITRE,
MOD: 55132505
FRIDGE - HAIER 130 LITRE,
MOD: HBF130W

EACH BEDROOM ALSO FEATURES: 100% BLOCK OUT BLINDS,
CORDLESS KETTLE, KING SINGLE ENSEMBLE BED &
MATTRESS, BEDSIDE 3 DRAWER MOBILE UNIT, FIXED SHELF
UNIT, 2 DOOR LOCKABLE STORAGE CUPBOARD, DESK,
BLACK MESH CHAIR, ENSUITE COMPRISING IMPERIAL WARE
CERAMIC 4 STAR WATER RATING DUAL FLUSH TOILET, 2
DOOR LOCKABLE CERAMIC VANITY, GLASS DOOR SHOWER,
TILED ENSUITE FLOOR, ROOMS WIRED FOR VOICE & DATA, 4
x DOUBLE POWER OUTLETS (10 AMP), 1 x SINGLE POWER
OUTLET (10 AMP), HARD WIRED SMOKE DETECTOR.

(LOCATED 142 CHURCHILL ROAD NORTH, CAVAN)
LOADING FEE OF \$1,650 (INCL GST) PER BUILDING WILL BE
ADDED TO EACH INVOICE

13



RELOCATABLE ACCOMMODATION - CIMC
4 BEDROOM ACCOMMODATION UPPER LEVEL

BUILDING DIMENSIONS
15.15m x 4.45m INCLUDING SERVICES FRAME CONTAINING
HOT WATER SERVICES, AIR CONDITIONER UNITS & SWITCH
GEAR.
ALL BUILDINGS HAVE CATEGORY RATING TO SUIT AN A1
REGION.
AIR CONDITIONING - DAIKIN INVERTER, HEAT PUMP
OUTDOOR UNIT,
MOD: RXS25KVMA. INDOOR UNIT, MOD: FTXS25KVMA
HOT WATER SERVICE - RHEEM MPI-325 INTEGRATED HEAT
PUMP, ELECTRIC, 325 LITRE,
MOD: 55132505
FRIDGE - HAIER 130 LITRE,
MOD: HBF130W

EACH BEDROOM ALSO FEATURES: 100% BLOCK OUT BLINDS,
CORDLESS KETTLE, KING SINGLE ENSEMBLE BED &
MATTRESS, BEDSIDE 3 DRAWER MOBILE UNIT, FIXED SHELF
UNIT, 2 DOOR LOCKABLE STORAGE CUPBOARD, DESK,
BLACK MESH CHAIR, ENSUITE COMPRISING IMPERIAL WARE
CERAMIC 4 STAR WATER RATING DUAL FLUSH TOILET, 2
DOOR LOCKABLE CERAMIC VANITY, GLASS DOOR SHOWER,
TILED ENSUITE FLOOR, ROOMS WIRED FOR VOICE & DATA, 4
x DOUBLE POWER OUTLETS (10 AMP), 1 x SINGLE POWER
OUTLET (10 AMP), HARD WIRED SMOKE DETECTOR.

(LOCATED 142 CHURCHILL ROAD NORTH, CAVAN)
LOADING FEE OF \$1,650 (INCL GST) PER BUILDING WILL BE
ADDED TO EACH INVOICE

LOT	QTY	DESCRIPTION	NOTE
-----	-----	-------------	------

14



RELOCATABLE ACCOMMODATION - CIMC
4 BEDROOM ACCOMMODATION UPPER LEVEL

BUILDING DIMENSIONS
15.15m x 4.45m INCLUDING SERVICES FRAME CONTAINING
HOT WATER SERVICES, AIR CONDITIONER UNITS & SWITCH
GEAR.
ALL BUILDINGS HAVE CATEGORY RATING TO SUIT AN A1
REGION.

AIR CONDITIONING - DAIKIN INVERTER, HEAT PUMP
OUTDOOR UNIT,
MOD: RXS25KVMA. INDOOR UNIT, MOD: FTXS25KVMA
HOT WATER SERVICE - RHEEM MPI-325 INTEGRATED HEAT
PUMP, ELECTRIC, 325 LITRE,
MOD: 55132505
FRIDGE - HAIER 130 LITRE,
MOD: HBF130W

EACH BEDROOM ALSO FEATURES: 100% BLOCK OUT BLINDS,
CORDLESS KETTLE, KING SINGLE ENSEMBLE BED &
MATTRESS, BEDSIDE 3 DRAWER MOBILE UNIT, FIXED SHELF
UNIT, 2 DOOR LOCKABLE STORAGE CUPBOARD, DESK,
BLACK MESH CHAIR, ENSUITE COMPRISING IMPERIAL WARE
CERAMIC 4 STAR WATER RATING DUAL FLUSH TOILET, 2
DOOR LOCKABLE CERAMIC VANITY, GLASS DOOR SHOWER,
TILED ENSUITE FLOOR, ROOMS WIRED FOR VOICE & DATA, 4
x DOUBLE POWER OUTLETS (10 AMP), 1 x SINGLE POWER
OUTLET (10 AMP), HARD WIRED SMOKE DETECTOR.

(LOCATED 142 CHURCHILL ROAD NORTH, CAVAN)
LOADING FEE OF \$1,650 (INCL GST) PER BUILDING WILL BE
ADDED TO EACH INVOICE

15



RELOCATABLE ACCOMMODATION - CIMC
4 BEDROOM ACCOMMODATION UPPER LEVEL

BUILDING DIMENSIONS
15.15m x 4.45m INCLUDING SERVICES FRAME CONTAINING
HOT WATER SERVICES, AIR CONDITIONER UNITS & SWITCH
GEAR.
ALL BUILDINGS HAVE CATEGORY RATING TO SUIT AN A1
REGION.

AIR CONDITIONING - DAIKIN INVERTER, HEAT PUMP
OUTDOOR UNIT,
MOD: RXS25KVMA. INDOOR UNIT, MOD: FTXS25KVMA
HOT WATER SERVICE - RHEEM MPI-325 INTEGRATED HEAT
PUMP, ELECTRIC, 325 LITRE,
MOD: 55132505
FRIDGE - HAIER 130 LITRE,
MOD: HBF130W

EACH BEDROOM ALSO FEATURES: 100% BLOCK OUT BLINDS,
CORDLESS KETTLE, KING SINGLE ENSEMBLE BED &
MATTRESS, BEDSIDE 3 DRAWER MOBILE UNIT, FIXED SHELF
UNIT, 2 DOOR LOCKABLE STORAGE CUPBOARD, DESK,
BLACK MESH CHAIR, ENSUITE COMPRISING IMPERIAL WARE
CERAMIC 4 STAR WATER RATING DUAL FLUSH TOILET, 2
DOOR LOCKABLE CERAMIC VANITY, GLASS DOOR SHOWER,
TILED ENSUITE FLOOR, ROOMS WIRED FOR VOICE & DATA, 4
x DOUBLE POWER OUTLETS (10 AMP), 1 x SINGLE POWER
OUTLET (10 AMP), HARD WIRED SMOKE DETECTOR.

(LOCATED 142 CHURCHILL ROAD NORTH, CAVAN)
LOADING FEE OF \$1,650 (INCL GST) PER BUILDING WILL BE
ADDED TO EACH INVOICE

LOT	QTY	DESCRIPTION	NOTE
-----	-----	-------------	------

16



RELOCATABLE ACCOMMODATION - CIMC
4 BEDROOM ACCOMMODATION UPPER LEVEL

BUILDING DIMENSIONS
15.15m x 4.45m INCLUDING SERVICES FRAME CONTAINING
HOT WATER SERVICES, AIR CONDITIONER UNITS & SWITCH
GEAR.
ALL BUILDINGS HAVE CATEGORY RATING TO SUIT AN A1
REGION.

AIR CONDITIONING - DAIKIN INVERTER, HEAT PUMP
OUTDOOR UNIT,
MOD: RXS25KVMA. INDOOR UNIT, MOD: FTXS25KVMA
HOT WATER SERVICE - RHEEM MPI-325 INTEGRATED HEAT
PUMP, ELECTRIC, 325 LITRE,
MOD: 55132505
FRIDGE - HAIER 130 LITRE,
MOD: HBF130W

EACH BEDROOM ALSO FEATURES: 100% BLOCK OUT BLINDS,
CORDLESS KETTLE, KING SINGLE ENSEMBLE BED &
MATTRESS, BEDSIDE 3 DRAWER MOBILE UNIT, FIXED SHELF
UNIT, 2 DOOR LOCKABLE STORAGE CUPBOARD, DESK,
BLACK MESH CHAIR, ENSUITE COMPRISING IMPERIAL WARE
CERAMIC 4 STAR WATER RATING DUAL FLUSH TOILET, 2
DOOR LOCKABLE CERAMIC VANITY, GLASS DOOR SHOWER,
TILED ENSUITE FLOOR, ROOMS WIRED FOR VOICE & DATA, 4
x DOUBLE POWER OUTLETS (10 AMP), 1 x SINGLE POWER
OUTLET (10 AMP), HARD WIRED SMOKE DETECTOR.

(LOCATED 142 CHURCHILL ROAD NORTH, CAVAN)
LOADING FEE OF \$1,650 (INCL GST) PER BUILDING WILL BE
ADDED TO EACH INVOICE

17



RELOCATABLE ACCOMMODATION - CIMC
4 BEDROOM ACCOMMODATION UPPER LEVEL

BUILDING DIMENSIONS
15.15m x 4.45m INCLUDING SERVICES FRAME CONTAINING
HOT WATER SERVICES, AIR CONDITIONER UNITS & SWITCH
GEAR.
ALL BUILDINGS HAVE CATEGORY RATING TO SUIT AN A1
REGION.

AIR CONDITIONING - DAIKIN INVERTER, HEAT PUMP
OUTDOOR UNIT,
MOD: RXS25KVMA. INDOOR UNIT, MOD: FTXS25KVMA
HOT WATER SERVICE - RHEEM MPI-325 INTEGRATED HEAT
PUMP, ELECTRIC, 325 LITRE,
MOD: 55132505
FRIDGE - HAIER 130 LITRE,
MOD: HBF130W

EACH BEDROOM ALSO FEATURES: 100% BLOCK OUT BLINDS,
CORDLESS KETTLE, KING SINGLE ENSEMBLE BED &
MATTRESS, BEDSIDE 3 DRAWER MOBILE UNIT, FIXED SHELF
UNIT, 2 DOOR LOCKABLE STORAGE CUPBOARD, DESK,
BLACK MESH CHAIR, ENSUITE COMPRISING IMPERIAL WARE
CERAMIC 4 STAR WATER RATING DUAL FLUSH TOILET, 2
DOOR LOCKABLE CERAMIC VANITY, GLASS DOOR SHOWER,
TILED ENSUITE FLOOR, ROOMS WIRED FOR VOICE & DATA, 4
x DOUBLE POWER OUTLETS (10 AMP), 1 x SINGLE POWER
OUTLET (10 AMP), HARD WIRED SMOKE DETECTOR.

(LOCATED 142 CHURCHILL ROAD NORTH, CAVAN)
LOADING FEE OF \$1,650 (INCL GST) PER BUILDING WILL BE
ADDED TO EACH INVOICE

LOT	QTY	DESCRIPTION	NOTE
-----	-----	-------------	------

18



RELOCATABLE ACCOMMODATION - CIMC
4 BEDROOM ACCOMMODATION UPPER LEVEL

BUILDING DIMENSIONS
15.15m x 4.45m INCLUDING SERVICES FRAME CONTAINING
HOT WATER SERVICES, AIR CONDITIONER UNITS & SWITCH
GEAR.
ALL BUILDINGS HAVE CATEGORY RATING TO SUIT AN A1
REGION.

AIR CONDITIONING - DAIKIN INVERTER, HEAT PUMP
OUTDOOR UNIT,
MOD: RXS25KVMA. INDOOR UNIT, MOD: FTXS25KVMA
HOT WATER SERVICE - RHEEM MPI-325 INTEGRATED HEAT
PUMP, ELECTRIC, 325 LITRE,
MOD: 55132505
FRIDGE - HAIER 130 LITRE,
MOD: HBF130W

EACH BEDROOM ALSO FEATURES: 100% BLOCK OUT BLINDS,
CORDLESS KETTLE, KING SINGLE ENSEMBLE BED &
MATTRESS, BEDSIDE 3 DRAWER MOBILE UNIT, FIXED SHELF
UNIT, 2 DOOR LOCKABLE STORAGE CUPBOARD, DESK,
BLACK MESH CHAIR, ENSUITE COMPRISING IMPERIAL WARE
CERAMIC 4 STAR WATER RATING DUAL FLUSH TOILET, 2
DOOR LOCKABLE CERAMIC VANITY, GLASS DOOR SHOWER,
TILED ENSUITE FLOOR, ROOMS WIRED FOR VOICE & DATA, 4
x DOUBLE POWER OUTLETS (10 AMP), 1 x SINGLE POWER
OUTLET (10 AMP), HARD WIRED SMOKE DETECTOR.

(LOCATED 142 CHURCHILL ROAD NORTH, CAVAN)
LOADING FEE OF \$1,650 (INCL GST) PER BUILDING WILL BE
ADDED TO EACH INVOICE

19



RELOCATABLE ACCOMMODATION - CIMC
4 BEDROOM ACCOMMODATION UPPER LEVEL

BUILDING DIMENSIONS
15.15m x 4.45m INCLUDING SERVICES FRAME CONTAINING
HOT WATER SERVICES, AIR CONDITIONER UNITS & SWITCH
GEAR.
ALL BUILDINGS HAVE CATEGORY RATING TO SUIT AN A1
REGION.

AIR CONDITIONING - DAIKIN INVERTER, HEAT PUMP
OUTDOOR UNIT,
MOD: RXS25KVMA. INDOOR UNIT, MOD: FTXS25KVMA
HOT WATER SERVICE - RHEEM MPI-325 INTEGRATED HEAT
PUMP, ELECTRIC, 325 LITRE,
MOD: 55132505
FRIDGE - HAIER 130 LITRE,
MOD: HBF130W

EACH BEDROOM ALSO FEATURES: 100% BLOCK OUT BLINDS,
CORDLESS KETTLE, KING SINGLE ENSEMBLE BED &
MATTRESS, BEDSIDE 3 DRAWER MOBILE UNIT, FIXED SHELF
UNIT, 2 DOOR LOCKABLE STORAGE CUPBOARD, DESK,
BLACK MESH CHAIR, ENSUITE COMPRISING IMPERIAL WARE
CERAMIC 4 STAR WATER RATING DUAL FLUSH TOILET, 2
DOOR LOCKABLE CERAMIC VANITY, GLASS DOOR SHOWER,
TILED ENSUITE FLOOR, ROOMS WIRED FOR VOICE & DATA, 4
x DOUBLE POWER OUTLETS (10 AMP), 1 x SINGLE POWER
OUTLET (10 AMP), HARD WIRED SMOKE DETECTOR.

(LOCATED 142 CHURCHILL ROAD NORTH, CAVAN)
LOADING FEE OF \$1,650 (INCL GST) PER BUILDING WILL BE
ADDED TO EACH INVOICE

LOT	QTY	DESCRIPTION	NOTE
-----	-----	-------------	------

20



RELOCATABLE ACCOMMODATION - CIMC
4 BEDROOM ACCOMMODATION UPPER LEVEL

BUILDING DIMENSIONS
15.15m x 4.45m INCLUDING SERVICES FRAME CONTAINING
HOT WATER SERVICES, AIR CONDITIONER UNITS & SWITCH
GEAR.
ALL BUILDINGS HAVE CATEGORY RATING TO SUIT AN A1
REGION.

AIR CONDITIONING - DAIKIN INVERTER, HEAT PUMP
OUTDOOR UNIT,
MOD: RXS25KVMA. INDOOR UNIT, MOD: FTXS25KVMA
HOT WATER SERVICE - RHEEM MPI-325 INTEGRATED HEAT
PUMP, ELECTRIC, 325 LITRE,
MOD: 55132505
FRIDGE - HAIER 130 LITRE,
MOD: HBF130W

EACH BEDROOM ALSO FEATURES: 100% BLOCK OUT BLINDS,
CORDLESS KETTLE, KING SINGLE ENSEMBLE BED &
MATTRESS, BEDSIDE 3 DRAWER MOBILE UNIT, FIXED SHELF
UNIT, 2 DOOR LOCKABLE STORAGE CUPBOARD, DESK,
BLACK MESH CHAIR, ENSUITE COMPRISING IMPERIAL WARE
CERAMIC 4 STAR WATER RATING DUAL FLUSH TOILET, 2
DOOR LOCKABLE CERAMIC VANITY, GLASS DOOR SHOWER,
TILED ENSUITE FLOOR, ROOMS WIRED FOR VOICE & DATA, 4
x DOUBLE POWER OUTLETS (10 AMP), 1 x SINGLE POWER
OUTLET (10 AMP), HARD WIRED SMOKE DETECTOR.

(LOCATED 142 CHURCHILL ROAD NORTH, CAVAN)
LOADING FEE OF \$1,650 (INCL GST) PER BUILDING WILL BE
ADDED TO EACH INVOICE

21



RELOCATABLE ACCOMMODATION - CIMC
4 BEDROOM ACCOMMODATION UPPER LEVEL

BUILDING DIMENSIONS
15.15m x 4.45m INCLUDING SERVICES FRAME CONTAINING
HOT WATER SERVICES, AIR CONDITIONER UNITS & SWITCH
GEAR.
ALL BUILDINGS HAVE CATEGORY RATING TO SUIT AN A1
REGION.

AIR CONDITIONING - DAIKIN INVERTER, HEAT PUMP
OUTDOOR UNIT,
MOD: RXS25KVMA. INDOOR UNIT, MOD: FTXS25KVMA
HOT WATER SERVICE - RHEEM MPI-325 INTEGRATED HEAT
PUMP, ELECTRIC, 325 LITRE,
MOD: 55132505
FRIDGE - HAIER 130 LITRE,
MOD: HBF130W

EACH BEDROOM ALSO FEATURES: 100% BLOCK OUT BLINDS,
CORDLESS KETTLE, KING SINGLE ENSEMBLE BED &
MATTRESS, BEDSIDE 3 DRAWER MOBILE UNIT, FIXED SHELF
UNIT, 2 DOOR LOCKABLE STORAGE CUPBOARD, DESK,
BLACK MESH CHAIR, ENSUITE COMPRISING IMPERIAL WARE
CERAMIC 4 STAR WATER RATING DUAL FLUSH TOILET, 2
DOOR LOCKABLE CERAMIC VANITY, GLASS DOOR SHOWER,
TILED ENSUITE FLOOR, ROOMS WIRED FOR VOICE & DATA, 4
x DOUBLE POWER OUTLETS (10 AMP), 1 x SINGLE POWER
OUTLET (10 AMP), HARD WIRED SMOKE DETECTOR.

(LOCATED 142 CHURCHILL ROAD NORTH, CAVAN)
LOADING FEE OF \$1,650 (INCL GST) PER BUILDING WILL BE
ADDED TO EACH INVOICE

LOT	QTY	DESCRIPTION	NOTE
-----	-----	-------------	------

22



RELOCATABLE ACCOMMODATION - CIMC
4 BEDROOM ACCOMMODATION UPPER LEVEL

BUILDING DIMENSIONS
15.15m x 4.45m INCLUDING SERVICES FRAME CONTAINING
HOT WATER SERVICES, AIR CONDITIONER UNITS & SWITCH
GEAR.
ALL BUILDINGS HAVE CATEGORY RATING TO SUIT AN A1
REGION.

AIR CONDITIONING - DAIKIN INVERTER, HEAT PUMP
OUTDOOR UNIT,
MOD: RXS25KVMA. INDOOR UNIT, MOD: FTXS25KVMA
HOT WATER SERVICE - RHEEM MPI-325 INTEGRATED HEAT
PUMP, ELECTRIC, 325 LITRE,
MOD: 55132505
FRIDGE - HAIER 130 LITRE,
MOD: HBF130W

EACH BEDROOM ALSO FEATURES: 100% BLOCK OUT BLINDS,
CORDLESS KETTLE, KING SINGLE ENSEMBLE BED &
MATTRESS, BEDSIDE 3 DRAWER MOBILE UNIT, FIXED SHELF
UNIT, 2 DOOR LOCKABLE STORAGE CUPBOARD, DESK,
BLACK MESH CHAIR, ENSUITE COMPRISING IMPERIAL WARE
CERAMIC 4 STAR WATER RATING DUAL FLUSH TOILET, 2
DOOR LOCKABLE CERAMIC VANITY, GLASS DOOR SHOWER,
TILED ENSUITE FLOOR, ROOMS WIRED FOR VOICE & DATA, 4
x DOUBLE POWER OUTLETS (10 AMP), 1 x SINGLE POWER
OUTLET (10 AMP), HARD WIRED SMOKE DETECTOR.

(LOCATED 142 CHURCHILL ROAD NORTH, CAVAN)
LOADING FEE OF \$1,650 (INCL GST) PER BUILDING WILL BE
ADDED TO EACH INVOICE

23



RELOCATABLE ACCOMMODATION - CIMC
4 BEDROOM ACCOMMODATION UPPER LEVEL

BUILDING DIMENSIONS
15.15m x 4.45m INCLUDING SERVICES FRAME CONTAINING
HOT WATER SERVICES, AIR CONDITIONER UNITS & SWITCH
GEAR.
ALL BUILDINGS HAVE CATEGORY RATING TO SUIT AN A1
REGION.

AIR CONDITIONING - DAIKIN INVERTER, HEAT PUMP
OUTDOOR UNIT,
MOD: RXS25KVMA. INDOOR UNIT, MOD: FTXS25KVMA
HOT WATER SERVICE - RHEEM MPI-325 INTEGRATED HEAT
PUMP, ELECTRIC, 325 LITRE,
MOD: 55132505
FRIDGE - HAIER 130 LITRE,
MOD: HBF130W

EACH BEDROOM ALSO FEATURES: 100% BLOCK OUT BLINDS,
CORDLESS KETTLE, KING SINGLE ENSEMBLE BED &
MATTRESS, BEDSIDE 3 DRAWER MOBILE UNIT, FIXED SHELF
UNIT, 2 DOOR LOCKABLE STORAGE CUPBOARD, DESK,
BLACK MESH CHAIR, ENSUITE COMPRISING IMPERIAL WARE
CERAMIC 4 STAR WATER RATING DUAL FLUSH TOILET, 2
DOOR LOCKABLE CERAMIC VANITY, GLASS DOOR SHOWER,
TILED ENSUITE FLOOR, ROOMS WIRED FOR VOICE & DATA, 4
x DOUBLE POWER OUTLETS (10 AMP), 1 x SINGLE POWER
OUTLET (10 AMP), HARD WIRED SMOKE DETECTOR.

(LOCATED 142 CHURCHILL ROAD NORTH, CAVAN)
LOADING FEE OF \$1,650 (INCL GST) PER BUILDING WILL BE
ADDED TO EACH INVOICE

LOT	QTY	DESCRIPTION	NOTE
-----	-----	-------------	------

24



RELOCATABLE ACCOMMODATION - CIMC
4 BEDROOM ACCOMMODATION UPPER LEVEL

BUILDING DIMENSIONS
15.15m x 4.45m INCLUDING SERVICES FRAME CONTAINING
HOT WATER SERVICES, AIR CONDITIONER UNITS & SWITCH
GEAR.
ALL BUILDINGS HAVE CATEGORY RATING TO SUIT AN A1
REGION.

AIR CONDITIONING - DAIKIN INVERTER, HEAT PUMP
OUTDOOR UNIT,
MOD: RXS25KVMA. INDOOR UNIT, MOD: FTXS25KVMA
HOT WATER SERVICE - RHEEM MPI-325 INTEGRATED HEAT
PUMP, ELECTRIC, 325 LITRE,
MOD: 55132505
FRIDGE - HAIER 130 LITRE,
MOD: HBF130W

EACH BEDROOM ALSO FEATURES: 100% BLOCK OUT BLINDS,
CORDLESS KETTLE, KING SINGLE ENSEMBLE BED &
MATTRESS, BEDSIDE 3 DRAWER MOBILE UNIT, FIXED SHELF
UNIT, 2 DOOR LOCKABLE STORAGE CUPBOARD, DESK,
BLACK MESH CHAIR, ENSUITE COMPRISING IMPERIAL WARE
CERAMIC 4 STAR WATER RATING DUAL FLUSH TOILET, 2
DOOR LOCKABLE CERAMIC VANITY, GLASS DOOR SHOWER,
TILED ENSUITE FLOOR, ROOMS WIRED FOR VOICE & DATA, 4
x DOUBLE POWER OUTLETS (10 AMP), 1 x SINGLE POWER
OUTLET (10 AMP), HARD WIRED SMOKE DETECTOR.

(LOCATED 142 CHURCHILL ROAD NORTH, CAVAN)
LOADING FEE OF \$1,650 (INCL GST) PER BUILDING WILL BE
ADDED TO EACH INVOICE

25



RELOCATABLE ACCOMMODATION - CIMC
4 BEDROOM ACCOMMODATION UPPER LEVEL

BUILDING DIMENSIONS
15.15m x 4.45m INCLUDING SERVICES FRAME CONTAINING
HOT WATER SERVICES, AIR CONDITIONER UNITS & SWITCH
GEAR.
ALL BUILDINGS HAVE CATEGORY RATING TO SUIT AN A1
REGION.

AIR CONDITIONING - DAIKIN INVERTER, HEAT PUMP
OUTDOOR UNIT,
MOD: RXS25KVMA. INDOOR UNIT, MOD: FTXS25KVMA
HOT WATER SERVICE - RHEEM MPI-325 INTEGRATED HEAT
PUMP, ELECTRIC, 325 LITRE,
MOD: 55132505
FRIDGE - HAIER 130 LITRE,
MOD: HBF130W

EACH BEDROOM ALSO FEATURES: 100% BLOCK OUT BLINDS,
CORDLESS KETTLE, KING SINGLE ENSEMBLE BED &
MATTRESS, BEDSIDE 3 DRAWER MOBILE UNIT, FIXED SHELF
UNIT, 2 DOOR LOCKABLE STORAGE CUPBOARD, DESK,
BLACK MESH CHAIR, ENSUITE COMPRISING IMPERIAL WARE
CERAMIC 4 STAR WATER RATING DUAL FLUSH TOILET, 2
DOOR LOCKABLE CERAMIC VANITY, GLASS DOOR SHOWER,
TILED ENSUITE FLOOR, ROOMS WIRED FOR VOICE & DATA, 4
x DOUBLE POWER OUTLETS (10 AMP), 1 x SINGLE POWER
OUTLET (10 AMP), HARD WIRED SMOKE DETECTOR.

(LOCATED 142 CHURCHILL ROAD NORTH, CAVAN)
LOADING FEE OF \$1,650 (INCL GST) PER BUILDING WILL BE
ADDED TO EACH INVOICE

LOT	QTY	DESCRIPTION	NOTE
-----	-----	-------------	------

26



RELOCATABLE ACCOMMODATION - CIMC
4 BEDROOM ACCOMMODATION UPPER LEVEL

BUILDING DIMENSIONS
15.15m x 4.45m INCLUDING SERVICES FRAME CONTAINING
HOT WATER SERVICES, AIR CONDITIONER UNITS & SWITCH
GEAR.
ALL BUILDINGS HAVE CATEGORY RATING TO SUIT AN A1
REGION.

AIR CONDITIONING - DAIKIN INVERTER, HEAT PUMP
OUTDOOR UNIT,
MOD: RXS25KVMA. INDOOR UNIT, MOD: FTXS25KVMA
HOT WATER SERVICE - RHEEM MPI-325 INTEGRATED HEAT
PUMP, ELECTRIC, 325 LITRE,
MOD: 55132505
FRIDGE - HAIER 130 LITRE,
MOD: HBF130W

EACH BEDROOM ALSO FEATURES: 100% BLOCK OUT BLINDS,
CORDLESS KETTLE, KING SINGLE ENSEMBLE BED &
MATTRESS, BEDSIDE 3 DRAWER MOBILE UNIT, FIXED SHELF
UNIT, 2 DOOR LOCKABLE STORAGE CUPBOARD, DESK,
BLACK MESH CHAIR, ENSUITE COMPRISING IMPERIAL WARE
CERAMIC 4 STAR WATER RATING DUAL FLUSH TOILET, 2
DOOR LOCKABLE CERAMIC VANITY, GLASS DOOR SHOWER,
TILED ENSUITE FLOOR, ROOMS WIRED FOR VOICE & DATA, 4
x DOUBLE POWER OUTLETS (10 AMP), 1 x SINGLE POWER
OUTLET (10 AMP), HARD WIRED SMOKE DETECTOR.

(LOCATED 142 CHURCHILL ROAD NORTH, CAVAN)
LOADING FEE OF \$1,650 (INCL GST) PER BUILDING WILL BE
ADDED TO EACH INVOICE

27



RELOCATABLE ACCOMMODATION - CIMC
4 BEDROOM ACCOMMODATION UPPER LEVEL

BUILDING DIMENSIONS
15.15m x 4.45m INCLUDING SERVICES FRAME CONTAINING
HOT WATER SERVICES, AIR CONDITIONER UNITS & SWITCH
GEAR.
ALL BUILDINGS HAVE CATEGORY RATING TO SUIT AN A1
REGION.

AIR CONDITIONING - DAIKIN INVERTER, HEAT PUMP
OUTDOOR UNIT,
MOD: RXS25KVMA. INDOOR UNIT, MOD: FTXS25KVMA
HOT WATER SERVICE - RHEEM MPI-325 INTEGRATED HEAT
PUMP, ELECTRIC, 325 LITRE,
MOD: 55132505
FRIDGE - HAIER 130 LITRE,
MOD: HBF130W

EACH BEDROOM ALSO FEATURES: 100% BLOCK OUT BLINDS,
CORDLESS KETTLE, KING SINGLE ENSEMBLE BED &
MATTRESS, BEDSIDE 3 DRAWER MOBILE UNIT, FIXED SHELF
UNIT, 2 DOOR LOCKABLE STORAGE CUPBOARD, DESK,
BLACK MESH CHAIR, ENSUITE COMPRISING IMPERIAL WARE
CERAMIC 4 STAR WATER RATING DUAL FLUSH TOILET, 2
DOOR LOCKABLE CERAMIC VANITY, GLASS DOOR SHOWER,
TILED ENSUITE FLOOR, ROOMS WIRED FOR VOICE & DATA, 4
x DOUBLE POWER OUTLETS (10 AMP), 1 x SINGLE POWER
OUTLET (10 AMP), HARD WIRED SMOKE DETECTOR.

(LOCATED 142 CHURCHILL ROAD NORTH, CAVAN)
LOADING FEE OF \$1,650 (INCL GST) PER BUILDING WILL BE
ADDED TO EACH INVOICE

4 BEDROOM - GROUND LEVEL

LOT	QTY	DESCRIPTION	NOTE
-----	-----	-------------	------

28



RELOCATABLE ACCOMMODATION - CIMC
4 BEDROOM ACCOMMODATION GROUND LEVEL

BUILDING DIMENSIONS
15.15m x 4.45m INCLUDING SERVICES FRAME CONTAINING
HOT WATER SERVICES, AIR CONDITIONER UNITS & SWITCH
GEAR.
ALL BUILDINGS HAVE CATEGORY RATING TO SUIT AN A1
REGION.

AIR CONDITIONING - DAIKIN INVERTER, HEAT PUMP
OUTDOOR UNIT,
MOD: RXS25KVMA. INDOOR UNIT, MOD: FTXS25KVMA
HOT WATER SERVICE - RHEEM MPI-325 INTEGRATED HEAT
PUMP, ELECTRIC, 325 LITRE,
MOD: 55132505
FRIDGE - HAIER 130 LITRE,
MOD: HBF130W

EACH BEDROOM ALSO FEATURES: 100% BLOCK OUT BLINDS,
CORDLESS KETTLE, KING SINGLE ENSEMBLE BED &
MATTRESS, BEDSIDE 3 DRAWER MOBILE UNIT, FIXED SHELF
UNIT, 2 DOOR LOCKABLE STORAGE CUPBOARD, DESK,
BLACK MESH CHAIR, ENSUITE COMPRISING IMPERIAL WARE
CERAMIC 4 STAR WATER RATING DUAL FLUSH TOILET, 2
DOOR LOCKABLE CERAMIC VANITY, GLASS DOOR SHOWER,
TILED ENSUITE FLOOR, ROOMS WIRED FOR VOICE & DATA, 4
x DOUBLE POWER OUTLETS (10 AMP), 1 x SINGLE POWER
OUTLET (10 AMP), HARD WIRED SMOKE DETECTOR.

(LOCATED 142 CHURCHILL ROAD NORTH, CAVAN)
LOADING FEE OF \$1,650 (INCL GST) PER BUILDING WILL BE
ADDED TO EACH INVOICE

29



RELOCATABLE ACCOMMODATION - CIMC
4 BEDROOM ACCOMMODATION GROUND LEVEL

BUILDING DIMENSIONS
15.15m x 4.45m INCLUDING SERVICES FRAME CONTAINING
HOT WATER SERVICES, AIR CONDITIONER UNITS & SWITCH
GEAR.
ALL BUILDINGS HAVE CATEGORY RATING TO SUIT AN A1
REGION.

AIR CONDITIONING - DAIKIN INVERTER, HEAT PUMP
OUTDOOR UNIT,
MOD: RXS25KVMA. INDOOR UNIT, MOD: FTXS25KVMA
HOT WATER SERVICE - RHEEM MPI-325 INTEGRATED HEAT
PUMP, ELECTRIC, 325 LITRE,
MOD: 55132505
FRIDGE - HAIER 130 LITRE,
MOD: HBF130W

EACH BEDROOM ALSO FEATURES: 100% BLOCK OUT BLINDS,
CORDLESS KETTLE, KING SINGLE ENSEMBLE BED &
MATTRESS, BEDSIDE 3 DRAWER MOBILE UNIT, FIXED SHELF
UNIT, 2 DOOR LOCKABLE STORAGE CUPBOARD, DESK,
BLACK MESH CHAIR, ENSUITE COMPRISING IMPERIAL WARE
CERAMIC 4 STAR WATER RATING DUAL FLUSH TOILET, 2
DOOR LOCKABLE CERAMIC VANITY, GLASS DOOR SHOWER,
TILED ENSUITE FLOOR, ROOMS WIRED FOR VOICE & DATA, 4
x DOUBLE POWER OUTLETS (10 AMP), 1 x SINGLE POWER
OUTLET (10 AMP), HARD WIRED SMOKE DETECTOR.

(LOCATED 142 CHURCHILL ROAD NORTH, CAVAN)
LOADING FEE OF \$1,650 (INCL GST) PER BUILDING WILL BE
ADDED TO EACH INVOICE

LOT	QTY	DESCRIPTION	NOTE
-----	-----	-------------	------

30



RELOCATABLE ACCOMMODATION - CIMC
4 BEDROOM ACCOMMODATION GROUND LEVEL

BUILDING DIMENSIONS
15.15m x 4.45m INCLUDING SERVICES FRAME CONTAINING
HOT WATER SERVICES, AIR CONDITIONER UNITS & SWITCH
GEAR.
ALL BUILDINGS HAVE CATEGORY RATING TO SUIT AN A1
REGION.

AIR CONDITIONING - DAIKIN INVERTER, HEAT PUMP
OUTDOOR UNIT,
MOD: RXS25KVMA. INDOOR UNIT, MOD: FTXS25KVMA
HOT WATER SERVICE - RHEEM MPI-325 INTEGRATED HEAT
PUMP, ELECTRIC, 325 LITRE,
MOD: 55132505
FRIDGE - HAIER 130 LITRE,
MOD: HBF130W

EACH BEDROOM ALSO FEATURES: 100% BLOCK OUT BLINDS,
CORDLESS KETTLE, KING SINGLE ENSEMBLE BED &
MATTRESS, BEDSIDE 3 DRAWER MOBILE UNIT, FIXED SHELF
UNIT, 2 DOOR LOCKABLE STORAGE CUPBOARD, DESK,
BLACK MESH CHAIR, ENSUITE COMPRISING IMPERIAL WARE
CERAMIC 4 STAR WATER RATING DUAL FLUSH TOILET, 2
DOOR LOCKABLE CERAMIC VANITY, GLASS DOOR SHOWER,
TILED ENSUITE FLOOR, ROOMS WIRED FOR VOICE & DATA, 4
x DOUBLE POWER OUTLETS (10 AMP), 1 x SINGLE POWER
OUTLET (10 AMP), HARD WIRED SMOKE DETECTOR.

(LOCATED 142 CHURCHILL ROAD NORTH, CAVAN)
LOADING FEE OF \$1,650 (INCL GST) PER BUILDING WILL BE
ADDED TO EACH INVOICE

31



RELOCATABLE ACCOMMODATION - CIMC
4 BEDROOM ACCOMMODATION GROUND LEVEL

BUILDING DIMENSIONS
15.15m x 4.45m INCLUDING SERVICES FRAME CONTAINING
HOT WATER SERVICES, AIR CONDITIONER UNITS & SWITCH
GEAR.
ALL BUILDINGS HAVE CATEGORY RATING TO SUIT AN A1
REGION.

AIR CONDITIONING - DAIKIN INVERTER, HEAT PUMP
OUTDOOR UNIT,
MOD: RXS25KVMA. INDOOR UNIT, MOD: FTXS25KVMA
HOT WATER SERVICE - RHEEM MPI-325 INTEGRATED HEAT
PUMP, ELECTRIC, 325 LITRE,
MOD: 55132505
FRIDGE - HAIER 130 LITRE,
MOD: HBF130W

EACH BEDROOM ALSO FEATURES: 100% BLOCK OUT BLINDS,
CORDLESS KETTLE, KING SINGLE ENSEMBLE BED &
MATTRESS, BEDSIDE 3 DRAWER MOBILE UNIT, FIXED SHELF
UNIT, 2 DOOR LOCKABLE STORAGE CUPBOARD, DESK,
BLACK MESH CHAIR, ENSUITE COMPRISING IMPERIAL WARE
CERAMIC 4 STAR WATER RATING DUAL FLUSH TOILET, 2
DOOR LOCKABLE CERAMIC VANITY, GLASS DOOR SHOWER,
TILED ENSUITE FLOOR, ROOMS WIRED FOR VOICE & DATA, 4
x DOUBLE POWER OUTLETS (10 AMP), 1 x SINGLE POWER
OUTLET (10 AMP), HARD WIRED SMOKE DETECTOR.

(LOCATED 142 CHURCHILL ROAD NORTH, CAVAN)
LOADING FEE OF \$1,650 (INCL GST) PER BUILDING WILL BE
ADDED TO EACH INVOICE

LOT	QTY	DESCRIPTION	NOTE
-----	-----	-------------	------

32



RELOCATABLE ACCOMMODATION - CIMC
4 BEDROOM ACCOMMODATION GROUND LEVEL

BUILDING DIMENSIONS
15.15m x 4.45m INCLUDING SERVICES FRAME CONTAINING
HOT WATER SERVICES, AIR CONDITIONER UNITS & SWITCH
GEAR.
ALL BUILDINGS HAVE CATEGORY RATING TO SUIT AN A1
REGION.

AIR CONDITIONING - DAIKIN INVERTER, HEAT PUMP
OUTDOOR UNIT,
MOD: RXS25KVMA. INDOOR UNIT, MOD: FTXS25KVMA
HOT WATER SERVICE - RHEEM MPI-325 INTEGRATED HEAT
PUMP, ELECTRIC, 325 LITRE,
MOD: 55132505
FRIDGE - HAIER 130 LITRE,
MOD: HBF130W

EACH BEDROOM ALSO FEATURES: 100% BLOCK OUT BLINDS,
CORDLESS KETTLE, KING SINGLE ENSEMBLE BED &
MATTRESS, BEDSIDE 3 DRAWER MOBILE UNIT, FIXED SHELF
UNIT, 2 DOOR LOCKABLE STORAGE CUPBOARD, DESK,
BLACK MESH CHAIR, ENSUITE COMPRISING IMPERIAL WARE
CERAMIC 4 STAR WATER RATING DUAL FLUSH TOILET, 2
DOOR LOCKABLE CERAMIC VANITY, GLASS DOOR SHOWER,
TILED ENSUITE FLOOR, ROOMS WIRED FOR VOICE & DATA, 4
x DOUBLE POWER OUTLETS (10 AMP), 1 x SINGLE POWER
OUTLET (10 AMP), HARD WIRED SMOKE DETECTOR.

(LOCATED 142 CHURCHILL ROAD NORTH, CAVAN)
LOADING FEE OF \$1,650 (INCL GST) PER BUILDING WILL BE
ADDED TO EACH INVOICE

33



RELOCATABLE ACCOMMODATION - CIMC
4 BEDROOM ACCOMMODATION GROUND LEVEL

BUILDING DIMENSIONS
15.15m x 4.45m INCLUDING SERVICES FRAME CONTAINING
HOT WATER SERVICES, AIR CONDITIONER UNITS & SWITCH
GEAR.
ALL BUILDINGS HAVE CATEGORY RATING TO SUIT AN A1
REGION.

AIR CONDITIONING - DAIKIN INVERTER, HEAT PUMP
OUTDOOR UNIT,
MOD: RXS25KVMA. INDOOR UNIT, MOD: FTXS25KVMA
HOT WATER SERVICE - RHEEM MPI-325 INTEGRATED HEAT
PUMP, ELECTRIC, 325 LITRE,
MOD: 55132505
FRIDGE - HAIER 130 LITRE,
MOD: HBF130W

EACH BEDROOM ALSO FEATURES: 100% BLOCK OUT BLINDS,
CORDLESS KETTLE, KING SINGLE ENSEMBLE BED &
MATTRESS, BEDSIDE 3 DRAWER MOBILE UNIT, FIXED SHELF
UNIT, 2 DOOR LOCKABLE STORAGE CUPBOARD, DESK,
BLACK MESH CHAIR, ENSUITE COMPRISING IMPERIAL WARE
CERAMIC 4 STAR WATER RATING DUAL FLUSH TOILET, 2
DOOR LOCKABLE CERAMIC VANITY, GLASS DOOR SHOWER,
TILED ENSUITE FLOOR, ROOMS WIRED FOR VOICE & DATA, 4
x DOUBLE POWER OUTLETS (10 AMP), 1 x SINGLE POWER
OUTLET (10 AMP), HARD WIRED SMOKE DETECTOR.

(LOCATED 142 CHURCHILL ROAD NORTH, CAVAN)
LOADING FEE OF \$1,650 (INCL GST) PER BUILDING WILL BE
ADDED TO EACH INVOICE

LOT	QTY	DESCRIPTION	NOTE
-----	-----	-------------	------

34



RELOCATABLE ACCOMMODATION - CIMC
4 BEDROOM ACCOMMODATION GROUND LEVEL

BUILDING DIMENSIONS
15.15m x 4.45m INCLUDING SERVICES FRAME CONTAINING
HOT WATER SERVICES, AIR CONDITIONER UNITS & SWITCH
GEAR.
ALL BUILDINGS HAVE CATEGORY RATING TO SUIT AN A1
REGION.

AIR CONDITIONING - DAIKIN INVERTER, HEAT PUMP
OUTDOOR UNIT,
MOD: RXS25KVMA. INDOOR UNIT, MOD: FTXS25KVMA
HOT WATER SERVICE - RHEEM MPI-325 INTEGRATED HEAT
PUMP, ELECTRIC, 325 LITRE,
MOD: 55132505
FRIDGE - HAIER 130 LITRE,
MOD: HBF130W

EACH BEDROOM ALSO FEATURES: 100% BLOCK OUT BLINDS,
CORDLESS KETTLE, KING SINGLE ENSEMBLE BED &
MATTRESS, BEDSIDE 3 DRAWER MOBILE UNIT, FIXED SHELF
UNIT, 2 DOOR LOCKABLE STORAGE CUPBOARD, DESK,
BLACK MESH CHAIR, ENSUITE COMPRISING IMPERIAL WARE
CERAMIC 4 STAR WATER RATING DUAL FLUSH TOILET, 2
DOOR LOCKABLE CERAMIC VANITY, GLASS DOOR SHOWER,
TILED ENSUITE FLOOR, ROOMS WIRED FOR VOICE & DATA, 4
x DOUBLE POWER OUTLETS (10 AMP), 1 x SINGLE POWER
OUTLET (10 AMP), HARD WIRED SMOKE DETECTOR.

(LOCATED 142 CHURCHILL ROAD NORTH, CAVAN)
LOADING FEE OF \$1,650 (INCL GST) PER BUILDING WILL BE
ADDED TO EACH INVOICE

35



RELOCATABLE ACCOMMODATION - CIMC
4 BEDROOM ACCOMMODATION GROUND LEVEL

BUILDING DIMENSIONS
15.15m x 4.45m INCLUDING SERVICES FRAME CONTAINING
HOT WATER SERVICES, AIR CONDITIONER UNITS & SWITCH
GEAR.
ALL BUILDINGS HAVE CATEGORY RATING TO SUIT AN A1
REGION.

AIR CONDITIONING - DAIKIN INVERTER, HEAT PUMP
OUTDOOR UNIT,
MOD: RXS25KVMA. INDOOR UNIT, MOD: FTXS25KVMA
HOT WATER SERVICE - RHEEM MPI-325 INTEGRATED HEAT
PUMP, ELECTRIC, 325 LITRE,
MOD: 55132505
FRIDGE - HAIER 130 LITRE,
MOD: HBF130W

EACH BEDROOM ALSO FEATURES: 100% BLOCK OUT BLINDS,
CORDLESS KETTLE, KING SINGLE ENSEMBLE BED &
MATTRESS, BEDSIDE 3 DRAWER MOBILE UNIT, FIXED SHELF
UNIT, 2 DOOR LOCKABLE STORAGE CUPBOARD, DESK,
BLACK MESH CHAIR, ENSUITE COMPRISING IMPERIAL WARE
CERAMIC 4 STAR WATER RATING DUAL FLUSH TOILET, 2
DOOR LOCKABLE CERAMIC VANITY, GLASS DOOR SHOWER,
TILED ENSUITE FLOOR, ROOMS WIRED FOR VOICE & DATA, 4
x DOUBLE POWER OUTLETS (10 AMP), 1 x SINGLE POWER
OUTLET (10 AMP), HARD WIRED SMOKE DETECTOR.

(LOCATED 142 CHURCHILL ROAD NORTH, CAVAN)
LOADING FEE OF \$1,650 (INCL GST) PER BUILDING WILL BE
ADDED TO EACH INVOICE

LOT	QTY	DESCRIPTION	NOTE
-----	-----	-------------	------

36



RELOCATABLE ACCOMMODATION - CIMC
4 BEDROOM ACCOMMODATION GROUND LEVEL

BUILDING DIMENSIONS
15.15m x 4.45m INCLUDING SERVICES FRAME CONTAINING
HOT WATER SERVICES, AIR CONDITIONER UNITS & SWITCH
GEAR.
ALL BUILDINGS HAVE CATEGORY RATING TO SUIT AN A1
REGION.

AIR CONDITIONING - DAIKIN INVERTER, HEAT PUMP
OUTDOOR UNIT,
MOD: RXS25KVMA. INDOOR UNIT, MOD: FTXS25KVMA
HOT WATER SERVICE - RHEEM MPI-325 INTEGRATED HEAT
PUMP, ELECTRIC, 325 LITRE,
MOD: 55132505
FRIDGE - HAIER 130 LITRE,
MOD: HBF130W

EACH BEDROOM ALSO FEATURES: 100% BLOCK OUT BLINDS,
CORDLESS KETTLE, KING SINGLE ENSEMBLE BED &
MATTRESS, BEDSIDE 3 DRAWER MOBILE UNIT, FIXED SHELF
UNIT, 2 DOOR LOCKABLE STORAGE CUPBOARD, DESK,
BLACK MESH CHAIR, ENSUITE COMPRISING IMPERIAL WARE
CERAMIC 4 STAR WATER RATING DUAL FLUSH TOILET, 2
DOOR LOCKABLE CERAMIC VANITY, GLASS DOOR SHOWER,
TILED ENSUITE FLOOR, ROOMS WIRED FOR VOICE & DATA, 4
x DOUBLE POWER OUTLETS (10 AMP), 1 x SINGLE POWER
OUTLET (10 AMP), HARD WIRED SMOKE DETECTOR.

(LOCATED 142 CHURCHILL ROAD NORTH, CAVAN)
LOADING FEE OF \$1,650 (INCL GST) PER BUILDING WILL BE
ADDED TO EACH INVOICE

37



RELOCATABLE ACCOMMODATION - CIMC
4 BEDROOM ACCOMMODATION GROUND LEVEL

BUILDING DIMENSIONS
15.15m x 4.45m INCLUDING SERVICES FRAME CONTAINING
HOT WATER SERVICES, AIR CONDITIONER UNITS & SWITCH
GEAR.
ALL BUILDINGS HAVE CATEGORY RATING TO SUIT AN A1
REGION.

AIR CONDITIONING - DAIKIN INVERTER, HEAT PUMP
OUTDOOR UNIT,
MOD: RXS25KVMA. INDOOR UNIT, MOD: FTXS25KVMA
HOT WATER SERVICE - RHEEM MPI-325 INTEGRATED HEAT
PUMP, ELECTRIC, 325 LITRE,
MOD: 55132505
FRIDGE - HAIER 130 LITRE,
MOD: HBF130W

EACH BEDROOM ALSO FEATURES: 100% BLOCK OUT BLINDS,
CORDLESS KETTLE, KING SINGLE ENSEMBLE BED &
MATTRESS, BEDSIDE 3 DRAWER MOBILE UNIT, FIXED SHELF
UNIT, 2 DOOR LOCKABLE STORAGE CUPBOARD, DESK,
BLACK MESH CHAIR, ENSUITE COMPRISING IMPERIAL WARE
CERAMIC 4 STAR WATER RATING DUAL FLUSH TOILET, 2
DOOR LOCKABLE CERAMIC VANITY, GLASS DOOR SHOWER,
TILED ENSUITE FLOOR, ROOMS WIRED FOR VOICE & DATA, 4
x DOUBLE POWER OUTLETS (10 AMP), 1 x SINGLE POWER
OUTLET (10 AMP), HARD WIRED SMOKE DETECTOR.

(LOCATED 142 CHURCHILL ROAD NORTH, CAVAN)
LOADING FEE OF \$1,650 (INCL GST) PER BUILDING WILL BE
ADDED TO EACH INVOICE

LOT	QTY	DESCRIPTION	NOTE
-----	-----	-------------	------

38



RELOCATABLE ACCOMMODATION - CIMC
4 BEDROOM ACCOMMODATION GROUND LEVEL

BUILDING DIMENSIONS
15.15m x 4.45m INCLUDING SERVICES FRAME CONTAINING
HOT WATER SERVICES, AIR CONDITIONER UNITS & SWITCH
GEAR.
ALL BUILDINGS HAVE CATEGORY RATING TO SUIT AN A1
REGION.

AIR CONDITIONING - DAIKIN INVERTER, HEAT PUMP
OUTDOOR UNIT,
MOD: RXS25KVMA. INDOOR UNIT, MOD: FTXS25KVMA
HOT WATER SERVICE - RHEEM MPI-325 INTEGRATED HEAT
PUMP, ELECTRIC, 325 LITRE,
MOD: 55132505
FRIDGE - HAIER 130 LITRE,
MOD: HBF130W

EACH BEDROOM ALSO FEATURES: 100% BLOCK OUT BLINDS,
CORDLESS KETTLE, KING SINGLE ENSEMBLE BED &
MATTRESS, BEDSIDE 3 DRAWER MOBILE UNIT, FIXED SHELF
UNIT, 2 DOOR LOCKABLE STORAGE CUPBOARD, DESK,
BLACK MESH CHAIR, ENSUITE COMPRISING IMPERIAL WARE
CERAMIC 4 STAR WATER RATING DUAL FLUSH TOILET, 2
DOOR LOCKABLE CERAMIC VANITY, GLASS DOOR SHOWER,
TILED ENSUITE FLOOR, ROOMS WIRED FOR VOICE & DATA, 4
x DOUBLE POWER OUTLETS (10 AMP), 1 x SINGLE POWER
OUTLET (10 AMP), HARD WIRED SMOKE DETECTOR.

(LOCATED 142 CHURCHILL ROAD NORTH, CAVAN)
LOADING FEE OF \$1,650 (INCL GST) PER BUILDING WILL BE
ADDED TO EACH INVOICE

39



RELOCATABLE ACCOMMODATION - CIMC
4 BEDROOM ACCOMMODATION GROUND LEVEL

BUILDING DIMENSIONS
15.15m x 4.45m INCLUDING SERVICES FRAME CONTAINING
HOT WATER SERVICES, AIR CONDITIONER UNITS & SWITCH
GEAR.
ALL BUILDINGS HAVE CATEGORY RATING TO SUIT AN A1
REGION.

AIR CONDITIONING - DAIKIN INVERTER, HEAT PUMP
OUTDOOR UNIT,
MOD: RXS25KVMA. INDOOR UNIT, MOD: FTXS25KVMA
HOT WATER SERVICE - RHEEM MPI-325 INTEGRATED HEAT
PUMP, ELECTRIC, 325 LITRE,
MOD: 55132505
FRIDGE - HAIER 130 LITRE,
MOD: HBF130W

EACH BEDROOM ALSO FEATURES: 100% BLOCK OUT BLINDS,
CORDLESS KETTLE, KING SINGLE ENSEMBLE BED &
MATTRESS, BEDSIDE 3 DRAWER MOBILE UNIT, FIXED SHELF
UNIT, 2 DOOR LOCKABLE STORAGE CUPBOARD, DESK,
BLACK MESH CHAIR, ENSUITE COMPRISING IMPERIAL WARE
CERAMIC 4 STAR WATER RATING DUAL FLUSH TOILET, 2
DOOR LOCKABLE CERAMIC VANITY, GLASS DOOR SHOWER,
TILED ENSUITE FLOOR, ROOMS WIRED FOR VOICE & DATA, 4
x DOUBLE POWER OUTLETS (10 AMP), 1 x SINGLE POWER
OUTLET (10 AMP), HARD WIRED SMOKE DETECTOR.

(LOCATED 142 CHURCHILL ROAD NORTH, CAVAN)
LOADING FEE OF \$1,650 (INCL GST) PER BUILDING WILL BE
ADDED TO EACH INVOICE

LOT	QTY	DESCRIPTION	NOTE
-----	-----	-------------	------

40



RELOCATABLE ACCOMMODATION - CIMC
4 BEDROOM ACCOMMODATION GROUND LEVEL

BUILDING DIMENSIONS
15.15m x 4.45m INCLUDING SERVICES FRAME CONTAINING
HOT WATER SERVICES, AIR CONDITIONER UNITS & SWITCH
GEAR.
ALL BUILDINGS HAVE CATEGORY RATING TO SUIT AN A1
REGION.

AIR CONDITIONING - DAIKIN INVERTER, HEAT PUMP
OUTDOOR UNIT,
MOD: RXS25KVMA. INDOOR UNIT, MOD: FTXS25KVMA
HOT WATER SERVICE - RHEEM MPI-325 INTEGRATED HEAT
PUMP, ELECTRIC, 325 LITRE,
MOD: 55132505
FRIDGE - HAIER 130 LITRE,
MOD: HBF130W

EACH BEDROOM ALSO FEATURES: 100% BLOCK OUT BLINDS,
CORDLESS KETTLE, KING SINGLE ENSEMBLE BED &
MATTRESS, BEDSIDE 3 DRAWER MOBILE UNIT, FIXED SHELF
UNIT, 2 DOOR LOCKABLE STORAGE CUPBOARD, DESK,
BLACK MESH CHAIR, ENSUITE COMPRISING IMPERIAL WARE
CERAMIC 4 STAR WATER RATING DUAL FLUSH TOILET, 2
DOOR LOCKABLE CERAMIC VANITY, GLASS DOOR SHOWER,
TILED ENSUITE FLOOR, ROOMS WIRED FOR VOICE & DATA, 4
x DOUBLE POWER OUTLETS (10 AMP), 1 x SINGLE POWER
OUTLET (10 AMP), HARD WIRED SMOKE DETECTOR.

(LOCATED 142 CHURCHILL ROAD NORTH, CAVAN)
LOADING FEE OF \$1,650 (INCL GST) PER BUILDING WILL BE
ADDED TO EACH INVOICE

41



RELOCATABLE ACCOMMODATION - CIMC
4 BEDROOM ACCOMMODATION GROUND LEVEL

BUILDING DIMENSIONS
15.15m x 4.45m INCLUDING SERVICES FRAME CONTAINING
HOT WATER SERVICES, AIR CONDITIONER UNITS & SWITCH
GEAR.
ALL BUILDINGS HAVE CATEGORY RATING TO SUIT AN A1
REGION.

AIR CONDITIONING - DAIKIN INVERTER, HEAT PUMP
OUTDOOR UNIT,
MOD: RXS25KVMA. INDOOR UNIT, MOD: FTXS25KVMA
HOT WATER SERVICE - RHEEM MPI-325 INTEGRATED HEAT
PUMP, ELECTRIC, 325 LITRE,
MOD: 55132505
FRIDGE - HAIER 130 LITRE,
MOD: HBF130W

EACH BEDROOM ALSO FEATURES: 100% BLOCK OUT BLINDS,
CORDLESS KETTLE, KING SINGLE ENSEMBLE BED &
MATTRESS, BEDSIDE 3 DRAWER MOBILE UNIT, FIXED SHELF
UNIT, 2 DOOR LOCKABLE STORAGE CUPBOARD, DESK,
BLACK MESH CHAIR, ENSUITE COMPRISING IMPERIAL WARE
CERAMIC 4 STAR WATER RATING DUAL FLUSH TOILET, 2
DOOR LOCKABLE CERAMIC VANITY, GLASS DOOR SHOWER,
TILED ENSUITE FLOOR, ROOMS WIRED FOR VOICE & DATA, 4
x DOUBLE POWER OUTLETS (10 AMP), 1 x SINGLE POWER
OUTLET (10 AMP), HARD WIRED SMOKE DETECTOR.

(LOCATED 142 CHURCHILL ROAD NORTH, CAVAN)
LOADING FEE OF \$1,650 (INCL GST) PER BUILDING WILL BE
ADDED TO EACH INVOICE

LOT	QTY	DESCRIPTION	NOTE
-----	-----	-------------	------

42



RELOCATABLE ACCOMMODATION - CIMC
4 BEDROOM ACCOMMODATION GROUND LEVEL

BUILDING DIMENSIONS
15.15m x 4.45m INCLUDING SERVICES FRAME CONTAINING
HOT WATER SERVICES, AIR CONDITIONER UNITS & SWITCH
GEAR.
ALL BUILDINGS HAVE CATEGORY RATING TO SUIT AN A1
REGION.

AIR CONDITIONING - DAIKIN INVERTER, HEAT PUMP
OUTDOOR UNIT,
MOD: RXS25KVMA. INDOOR UNIT, MOD: FTXS25KVMA
HOT WATER SERVICE - RHEEM MPI-325 INTEGRATED HEAT
PUMP, ELECTRIC, 325 LITRE,
MOD: 55132505
FRIDGE - HAIER 130 LITRE,
MOD: HBF130W

EACH BEDROOM ALSO FEATURES: 100% BLOCK OUT BLINDS,
CORDLESS KETTLE, KING SINGLE ENSEMBLE BED &
MATTRESS, BEDSIDE 3 DRAWER MOBILE UNIT, FIXED SHELF
UNIT, 2 DOOR LOCKABLE STORAGE CUPBOARD, DESK,
BLACK MESH CHAIR, ENSUITE COMPRISING IMPERIAL WARE
CERAMIC 4 STAR WATER RATING DUAL FLUSH TOILET, 2
DOOR LOCKABLE CERAMIC VANITY, GLASS DOOR SHOWER,
TILED ENSUITE FLOOR, ROOMS WIRED FOR VOICE & DATA, 4
x DOUBLE POWER OUTLETS (10 AMP), 1 x SINGLE POWER
OUTLET (10 AMP), HARD WIRED SMOKE DETECTOR.

(LOCATED 142 CHURCHILL ROAD NORTH, CAVAN)
LOADING FEE OF \$1,650 (INCL GST) PER BUILDING WILL BE
ADDED TO EACH INVOICE

43



RELOCATABLE ACCOMMODATION - CIMC
4 BEDROOM ACCOMMODATION GROUND LEVEL

BUILDING DIMENSIONS
15.15m x 4.45m INCLUDING SERVICES FRAME CONTAINING
HOT WATER SERVICES, AIR CONDITIONER UNITS & SWITCH
GEAR.
ALL BUILDINGS HAVE CATEGORY RATING TO SUIT AN A1
REGION.

AIR CONDITIONING - DAIKIN INVERTER, HEAT PUMP
OUTDOOR UNIT,
MOD: RXS25KVMA. INDOOR UNIT, MOD: FTXS25KVMA
HOT WATER SERVICE - RHEEM MPI-325 INTEGRATED HEAT
PUMP, ELECTRIC, 325 LITRE,
MOD: 55132505
FRIDGE - HAIER 130 LITRE,
MOD: HBF130W

EACH BEDROOM ALSO FEATURES: 100% BLOCK OUT BLINDS,
CORDLESS KETTLE, KING SINGLE ENSEMBLE BED &
MATTRESS, BEDSIDE 3 DRAWER MOBILE UNIT, FIXED SHELF
UNIT, 2 DOOR LOCKABLE STORAGE CUPBOARD, DESK,
BLACK MESH CHAIR, ENSUITE COMPRISING IMPERIAL WARE
CERAMIC 4 STAR WATER RATING DUAL FLUSH TOILET, 2
DOOR LOCKABLE CERAMIC VANITY, GLASS DOOR SHOWER,
TILED ENSUITE FLOOR, ROOMS WIRED FOR VOICE & DATA, 4
x DOUBLE POWER OUTLETS (10 AMP), 1 x SINGLE POWER
OUTLET (10 AMP), HARD WIRED SMOKE DETECTOR.

(LOCATED 142 CHURCHILL ROAD NORTH, CAVAN)
LOADING FEE OF \$1,650 (INCL GST) PER BUILDING WILL BE
ADDED TO EACH INVOICE

LOT	QTY	DESCRIPTION	NOTE
-----	-----	-------------	------

44



RELOCATABLE ACCOMMODATION - CIMC
4 BEDROOM ACCOMMODATION GROUND LEVEL

BUILDING DIMENSIONS
15.15m x 4.45m INCLUDING SERVICES FRAME CONTAINING
HOT WATER SERVICES, AIR CONDITIONER UNITS & SWITCH
GEAR.
ALL BUILDINGS HAVE CATEGORY RATING TO SUIT AN A1
REGION.

AIR CONDITIONING - DAIKIN INVERTER, HEAT PUMP
OUTDOOR UNIT,
MOD: RXS25KVMA. INDOOR UNIT, MOD: FTXS25KVMA
HOT WATER SERVICE - RHEEM MPI-325 INTEGRATED HEAT
PUMP, ELECTRIC, 325 LITRE,
MOD: 55132505
FRIDGE - HAIER 130 LITRE,
MOD: HBF130W

EACH BEDROOM ALSO FEATURES: 100% BLOCK OUT BLINDS,
CORDLESS KETTLE, KING SINGLE ENSEMBLE BED &
MATTRESS, BEDSIDE 3 DRAWER MOBILE UNIT, FIXED SHELF
UNIT, 2 DOOR LOCKABLE STORAGE CUPBOARD, DESK,
BLACK MESH CHAIR, ENSUITE COMPRISING IMPERIAL WARE
CERAMIC 4 STAR WATER RATING DUAL FLUSH TOILET, 2
DOOR LOCKABLE CERAMIC VANITY, GLASS DOOR SHOWER,
TILED ENSUITE FLOOR, ROOMS WIRED FOR VOICE & DATA, 4
x DOUBLE POWER OUTLETS (10 AMP), 1 x SINGLE POWER
OUTLET (10 AMP), HARD WIRED SMOKE DETECTOR.

(LOCATED 142 CHURCHILL ROAD NORTH, CAVAN)
LOADING FEE OF \$1,650 (INCL GST) PER BUILDING WILL BE
ADDED TO EACH INVOICE

45



RELOCATABLE ACCOMMODATION - CIMC
4 BEDROOM ACCOMMODATION GROUND LEVEL

BUILDING DIMENSIONS
15.15m x 4.45m INCLUDING SERVICES FRAME CONTAINING
HOT WATER SERVICES, AIR CONDITIONER UNITS & SWITCH
GEAR.
ALL BUILDINGS HAVE CATEGORY RATING TO SUIT AN A1
REGION.

AIR CONDITIONING - DAIKIN INVERTER, HEAT PUMP
OUTDOOR UNIT,
MOD: RXS25KVMA. INDOOR UNIT, MOD: FTXS25KVMA
HOT WATER SERVICE - RHEEM MPI-325 INTEGRATED HEAT
PUMP, ELECTRIC, 325 LITRE,
MOD: 55132505
FRIDGE - HAIER 130 LITRE,
MOD: HBF130W

EACH BEDROOM ALSO FEATURES: 100% BLOCK OUT BLINDS,
CORDLESS KETTLE, KING SINGLE ENSEMBLE BED &
MATTRESS, BEDSIDE 3 DRAWER MOBILE UNIT, FIXED SHELF
UNIT, 2 DOOR LOCKABLE STORAGE CUPBOARD, DESK,
BLACK MESH CHAIR, ENSUITE COMPRISING IMPERIAL WARE
CERAMIC 4 STAR WATER RATING DUAL FLUSH TOILET, 2
DOOR LOCKABLE CERAMIC VANITY, GLASS DOOR SHOWER,
TILED ENSUITE FLOOR, ROOMS WIRED FOR VOICE & DATA, 4
x DOUBLE POWER OUTLETS (10 AMP), 1 x SINGLE POWER
OUTLET (10 AMP), HARD WIRED SMOKE DETECTOR.

(LOCATED 142 CHURCHILL ROAD NORTH, CAVAN)
LOADING FEE OF \$1,650 (INCL GST) PER BUILDING WILL BE
ADDED TO EACH INVOICE

LOT	QTY	DESCRIPTION	NOTE
-----	-----	-------------	------

46



RELOCATABLE ACCOMMODATION - CIMC
4 BEDROOM ACCOMMODATION GROUND LEVEL

BUILDING DIMENSIONS
15.15m x 4.45m INCLUDING SERVICES FRAME CONTAINING
HOT WATER SERVICES, AIR CONDITIONER UNITS & SWITCH
GEAR.
ALL BUILDINGS HAVE CATEGORY RATING TO SUIT AN A1
REGION.

AIR CONDITIONING - DAIKIN INVERTER, HEAT PUMP
OUTDOOR UNIT,
MOD: RXS25KVMA. INDOOR UNIT, MOD: FTXS25KVMA
HOT WATER SERVICE - RHEEM MPI-325 INTEGRATED HEAT
PUMP, ELECTRIC, 325 LITRE,
MOD: 55132505
FRIDGE - HAIER 130 LITRE,
MOD: HBF130W

EACH BEDROOM ALSO FEATURES: 100% BLOCK OUT BLINDS,
CORDLESS KETTLE, KING SINGLE ENSEMBLE BED &
MATTRESS, BEDSIDE 3 DRAWER MOBILE UNIT, FIXED SHELF
UNIT, 2 DOOR LOCKABLE STORAGE CUPBOARD, DESK,
BLACK MESH CHAIR, ENSUITE COMPRISING IMPERIAL WARE
CERAMIC 4 STAR WATER RATING DUAL FLUSH TOILET, 2
DOOR LOCKABLE CERAMIC VANITY, GLASS DOOR SHOWER,
TILED ENSUITE FLOOR, ROOMS WIRED FOR VOICE & DATA, 4
x DOUBLE POWER OUTLETS (10 AMP), 1 x SINGLE POWER
OUTLET (10 AMP), HARD WIRED SMOKE DETECTOR.

(LOCATED 142 CHURCHILL ROAD NORTH, CAVAN)
LOADING FEE OF \$1,650 (INCL GST) PER BUILDING WILL BE
ADDED TO EACH INVOICE

47



RELOCATABLE ACCOMMODATION - CIMC
4 BEDROOM ACCOMMODATION GROUND LEVEL

BUILDING DIMENSIONS
15.15m x 4.45m INCLUDING SERVICES FRAME CONTAINING
HOT WATER SERVICES, AIR CONDITIONER UNITS & SWITCH
GEAR.
ALL BUILDINGS HAVE CATEGORY RATING TO SUIT AN A1
REGION.

AIR CONDITIONING - DAIKIN INVERTER, HEAT PUMP
OUTDOOR UNIT,
MOD: RXS25KVMA. INDOOR UNIT, MOD: FTXS25KVMA
HOT WATER SERVICE - RHEEM MPI-325 INTEGRATED HEAT
PUMP, ELECTRIC, 325 LITRE,
MOD: 55132505
FRIDGE - HAIER 130 LITRE,
MOD: HBF130W

EACH BEDROOM ALSO FEATURES: 100% BLOCK OUT BLINDS,
CORDLESS KETTLE, KING SINGLE ENSEMBLE BED &
MATTRESS, BEDSIDE 3 DRAWER MOBILE UNIT, FIXED SHELF
UNIT, 2 DOOR LOCKABLE STORAGE CUPBOARD, DESK,
BLACK MESH CHAIR, ENSUITE COMPRISING IMPERIAL WARE
CERAMIC 4 STAR WATER RATING DUAL FLUSH TOILET, 2
DOOR LOCKABLE CERAMIC VANITY, GLASS DOOR SHOWER,
TILED ENSUITE FLOOR, ROOMS WIRED FOR VOICE & DATA, 4
x DOUBLE POWER OUTLETS (10 AMP), 1 x SINGLE POWER
OUTLET (10 AMP), HARD WIRED SMOKE DETECTOR.

(LOCATED 142 CHURCHILL ROAD NORTH, CAVAN)
LOADING FEE OF \$1,650 (INCL GST) PER BUILDING WILL BE
ADDED TO EACH INVOICE

LOT	QTY	DESCRIPTION	NOTE
-----	-----	-------------	------

48



RELOCATABLE ACCOMMODATION - CIMC
4 BEDROOM ACCOMMODATION GROUND LEVEL

BUILDING DIMENSIONS
15.15m x 4.45m INCLUDING SERVICES FRAME CONTAINING
HOT WATER SERVICES, AIR CONDITIONER UNITS & SWITCH
GEAR.
ALL BUILDINGS HAVE CATEGORY RATING TO SUIT AN A1
REGION.

AIR CONDITIONING - DAIKIN INVERTER, HEAT PUMP
OUTDOOR UNIT,
MOD: RXS25KVMA. INDOOR UNIT, MOD: FTXS25KVMA
HOT WATER SERVICE - RHEEM MPI-325 INTEGRATED HEAT
PUMP, ELECTRIC, 325 LITRE,
MOD: 55132505
FRIDGE - HAIER 130 LITRE,
MOD: HBF130W

EACH BEDROOM ALSO FEATURES: 100% BLOCK OUT BLINDS,
CORDLESS KETTLE, KING SINGLE ENSEMBLE BED &
MATTRESS, BEDSIDE 3 DRAWER MOBILE UNIT, FIXED SHELF
UNIT, 2 DOOR LOCKABLE STORAGE CUPBOARD, DESK,
BLACK MESH CHAIR, ENSUITE COMPRISING IMPERIAL WARE
CERAMIC 4 STAR WATER RATING DUAL FLUSH TOILET, 2
DOOR LOCKABLE CERAMIC VANITY, GLASS DOOR SHOWER,
TILED ENSUITE FLOOR, ROOMS WIRED FOR VOICE & DATA, 4
x DOUBLE POWER OUTLETS (10 AMP), 1 x SINGLE POWER
OUTLET (10 AMP), HARD WIRED SMOKE DETECTOR.

(LOCATED 142 CHURCHILL ROAD NORTH, CAVAN)
LOADING FEE OF \$1,650 (INCL GST) PER BUILDING WILL BE
ADDED TO EACH INVOICE

49



RELOCATABLE ACCOMMODATION - CIMC
4 BEDROOM ACCOMMODATION GROUND LEVEL








BUILDING DIMENSIONS
15.15m x 4.45m INCLUDING SERVICES FRAME CONTAINING
HOT WATER SERVICES, AIR CONDITIONER UNITS & SWITCH
GEAR.
ALL BUILDINGS HAVE CATEGORY RATING TO SUIT AN A1
REGION.








AIR CONDITIONING - DAIKIN INVERTER, HEAT PUMP
OUTDOOR UNIT,
MOD: RXS25KVMA. INDOOR UNIT, MOD: FTXS25KVMA
HOT WATER SERVICE - RHEEM MPI-325 INTEGRATED HEAT
PUMP, ELECTRIC, 325 LITRE,
MOD: 55132505
FRIDGE - HAIER 130 LITRE,
MOD: HBF130W








EACH BEDROOM ALSO FEATURES: 100% BLOCK OUT BLINDS,
CORDLESS KETTLE, KING SINGLE ENSEMBLE BED &
MATTRESS, BEDSIDE 3 DRAWER MOBILE UNIT, FIXED SHELF
UNIT, 2 DOOR LOCKABLE STORAGE CUPBOARD, DESK,
BLACK MESH CHAIR, ENSUITE COMPRISING IMPERIAL WARE
CERAMIC 4 STAR WATER RATING DUAL FLUSH TOILET, 2
DOOR LOCKABLE CERAMIC VANITY, GLASS DOOR SHOWER,
TILED ENSUITE FLOOR, ROOMS WIRED FOR VOICE & DATA, 4
x DOUBLE POWER OUTLETS (10 AMP), 1 x SINGLE POWER
OUTLET (10 AMP), HARD WIRED SMOKE DETECTOR.








(LOCATED 142 CHURCHILL ROAD NORTH, CAVAN)
LOADING FEE OF \$1,650 (INCL GST) PER BUILDING WILL BE
ADDED TO EACH INVOICE








SALVAGE (BREAK BULK)








LOT	QTY	DESCRIPTION	NOTE
50	 NO IMAGE AVAILABLE	2 x PALLETS OF FIBRE CEMENT SHEET	
51	 NO IMAGE AVAILABLE	STILLAGE OF FIBRE CEMENT SHEET, C43	
52	 NO IMAGE AVAILABLE	STILLAGE OF FIBRE CEMENT SHEET, A41	
53	 NO IMAGE AVAILABLE	STILLAGE OF FIBRE CEMENT SHEET, A40	
54	 NO IMAGE AVAILABLE	PALLET OF PERFORATED MESH SCREEN	
55	 NO IMAGE AVAILABLE	STILLAGE OF STAIRCASE FRAMES, B20	
56	 NO IMAGE AVAILABLE	2 x MESH GATE WALKWAY SECTIONS	








LOT	QTY	DESCRIPTION	NOTE
57	 NO IMAGE AVAILABLE	PALLET OF PERFORATED MESH SCREENS	
58	 NO IMAGE AVAILABLE	2 x PALLETS OF PERFORATED MESH SCREENS	
59	 NO IMAGE AVAILABLE	PACK OF GATE WALKWAY SECTIONS	
60	 NO IMAGE AVAILABLE	STILLAGE OF STEEL FRAMES, A29	
61	 NO IMAGE AVAILABLE	STILLAGE OF STEEL STAIRCASE FRAMES, A21	
62	 NO IMAGE AVAILABLE	2 x PACKS PERFORATED MESH SCREENS	
63	 NO IMAGE AVAILABLE	PACK OF GALVINISED IRON CLADDING	








LOT	QTY	DESCRIPTION	NOTE
64		PACK OF PERFORATED MESH SCREENS	
		 NO IMAGE AVAILABLE	
65		STILLAGE OF FIBRE CEMENT BOARDS, A39	
		 NO IMAGE AVAILABLE	
66		STILLAGE OF COLUMN BASE UPRIGHTS, C49	
		 NO IMAGE AVAILABLE	
67		STILLAGE OF STRUCTURAL BASE FRAMES, B31	
		 NO IMAGE AVAILABLE	
68		STILLAGE OF SIDE PANEL FRAMES, C26	
		 NO IMAGE AVAILABLE	
69		STILLAGE OF FENCE PANEL RAILS, A15	
		 NO IMAGE AVAILABLE	
70		STILLAGE OF COLUMN BASE UPRIGHTS, A47	
		 NO IMAGE AVAILABLE	








LOT	QTY	DESCRIPTION	NOTE
71	 NO IMAGE AVAILABLE	STILLAGE OF UPPER LEVEL WALKWAY FRAMES, C10	
72	 NO IMAGE AVAILABLE	STILLAGE OF GATE FRAMES / P/A DOORS, A30	
73	 NO IMAGE AVAILABLE	STILLAGE OF STRUCTURAL UPRIGHT END FRAMES, C35	
74	 NO IMAGE AVAILABLE	STILLAGE OF STRUCTURAL UPRIGHT FRAMES, A38	
75	 NO IMAGE AVAILABLE	STILLAGE OF STRUCTURAL UPRIGHT FRAMES, A28	
76	 NO IMAGE AVAILABLE	STILLAGE OF STRUCTURAL UPRIGHT FRAMES, C36	
77	 NO IMAGE AVAILABLE	PACK OF STRUCTURAL BASE END FRAMES, WA3	








LOT	QTY	DESCRIPTION	NOTE
78	 NO IMAGE AVAILABLE	PACK OF STRUCTURAL BASE END FRAMES, WAZ	
79	 NO IMAGE AVAILABLE	PACK OF ANGLE END PLATES	
80	 NO IMAGE AVAILABLE	STILLAGE OF FENCE PANELS, A16	
81	 NO IMAGE AVAILABLE	STILLAGE OF STAIRCASE RAILS, A19	
82	 NO IMAGE AVAILABLE	6 x RAILS, FLASHING & CORRUGATED ROOFING	
83	 NO IMAGE AVAILABLE	STILLAGE OF STRUCTURAL BASES, A13	
84	 NO IMAGE AVAILABLE	STILLAGE OF SCREEN PANEL FRAMES, A26	








LOT	QTY	DESCRIPTION	NOTE
85	 NO IMAGE AVAILABLE	STILLAGE OF SCREEN PANEL FRAMES, C22	
86	 NO IMAGE AVAILABLE	4 x PACKS ASSORTED STRUCTURAL FRAMES	
87	 NO IMAGE AVAILABLE	PACK OF FLASHING	
88	 NO IMAGE AVAILABLE	PACK OF FLASHING	
89	 NO IMAGE AVAILABLE	3 x PACKS OF CUP LOCK GALVINISED CLADDING	
90	 NO IMAGE AVAILABLE	2 x PACKS OF GALVANISED GRATING WALKWAYS	
91	 NO IMAGE AVAILABLE	3 x RACKS OF GALVINISED GRATING WALKWAYS & PERFORATED	

LOT	QTY	DESCRIPTION	NOTE
92	 NO IMAGE AVAILABLE	STILLAGE OF GALVINISED STAIRCASE STEPS, A37	
93	 NO IMAGE AVAILABLE	2 x RACKS OF ASSORTED CLADDING & FLASHING	
94	 NO IMAGE AVAILABLE	RACK OF STRUCTURAL ANGLE BRACKETS	
95	 NO IMAGE AVAILABLE	RACK OF STRUCTURAL ANGLE BRACKETS	
96	 NO IMAGE AVAILABLE	RACK OF CLADDING & FLASHINGS	
97	 NO IMAGE AVAILABLE	RACK OF GALVINISED STAIRCASE STEPS, WG-SP	
98	 NO IMAGE AVAILABLE	2 x PACKS OF STRUCTURAL STEEL BRACKETS	

LOT	QTY	DESCRIPTION	NOTE
99	 NO IMAGE AVAILABLE	STILLAGE OF STRUCTURAL UPPER LEVEL BASE FRAMES, C01	
100	 NO IMAGE AVAILABLE	2 x STILLAGES OF STRUCTURAL UPPER LEVEL BASE FRAMES	
101	 NO IMAGE AVAILABLE	STILLAGE OF UPRIGHT COLUMNS, A50	
102	 NO IMAGE AVAILABLE	STILLAGE OF UPPER LEVEL BASE FRAMES	
103	 NO IMAGE AVAILABLE	STILLAGE OF FENCE RAIL END SECTIONS, A18	
104	 NO IMAGE AVAILABLE	STILLAGE OF FENCE RAIL SECTIONS, A17	
105	 NO IMAGE AVAILABLE	STILLAGE OF BUILDING SECTION DIVIDERS, B33	

LOT	QTY	DESCRIPTION	NOTE
106	 NO IMAGE AVAILABLE	STILLAGE OF BUILDING SECTION DIVIDERS, B34	
107	 NO IMAGE AVAILABLE	STILLAGE OF BASE FRAMES, A09	
108	 NO IMAGE AVAILABLE	STILLAGE OF UPPER LEVEL COLUMNS, A48	
109	 NO IMAGE AVAILABLE	2 x LAUNDRY CHUTE FRAMES	
110	 NO IMAGE AVAILABLE	2 x LAUNDRY CHUTE FRAMES, C55	
111	 NO IMAGE AVAILABLE	LAUNDRY CHUTE FRAME	
112	 NO IMAGE AVAILABLE	STILLAGE OF BASE FRAMES, C02	

LOT	QTY	DESCRIPTION	NOTE
113	 NO IMAGE AVAILABLE	FULL STILLAGE OF BASE FRAMES, C03	
114	 NO IMAGE AVAILABLE	FULL STILLAGE OF BASE FRAMES, C12	
115	 NO IMAGE AVAILABLE	PART STILLAGE OF BASE FRAMES, C05	
116	 NO IMAGE AVAILABLE	STILLAGE OF UPRIGHT COLUMNS, A46	
117	 NO IMAGE AVAILABLE	PALLET OF HARDWARE, FASTENERS, SUIT FRAMING	
118	 NO IMAGE AVAILABLE	PALLET OF HARDWARE, FASTENERS, SUIT FRAMING	
119	 NO IMAGE AVAILABLE	PALLET OF HARDWARE, FASTENERS, SUIT FRAMING	

LOT	QTY	DESCRIPTION	NOTE
120		PALLET OF HARDWARE, FASTENERS, SUIT FRAMING	
		 NO IMAGE AVAILABLE	
121		PALLET OF HARDWARE, FASTENERS, SUIT FRAMING	
		 NO IMAGE AVAILABLE	
122		PALLET OF HARDWARE, FASTENERS, SUIT FRAMING	
		 NO IMAGE AVAILABLE	
123		PALLET OF HARDWARE, FASTENERS, SUIT FRAMING	
		 NO IMAGE AVAILABLE	
124		PALLET OF HARDWARE, FASTENERS, SUIT FRAMING	
		 NO IMAGE AVAILABLE	
125		PALLET OF SEALING FOAM SUIT CORRUGATED & SPANDECK SHEET, SEALING TAPE & RUBBER SPACERS	
		 NO IMAGE AVAILABLE	
126		PALLET OF OF STAINLESS STEEL LANDRY SHOOT DOORS	
		 NO IMAGE AVAILABLE	