









LOT	QTY	DESCRIPTION	NOTE
(LOCATED - BALLERA, QUEENSLAND)			
1		CUMMINS POWER GENERATION SILENCED CASE GENSET MOD: C400D5 S/NO: A14K6277858 DOM: 2014 MAST: 5,698kg GENERATOR STAMFORD 400KVA @ 1500RPM CONTINUOUS DUTY 320KW 415V 50HZ SOUND LEVEL 68 DB @ 15m HOURS: 500-900 EST POWERED BY CUMMINS 6 CYLINDER TURBO DIESEL, WATER COOLED PLC CONTROLLER, SUB BELLY FUEL TANK (LOCATED - BALLERA, QUEENSLAND) (SET 3)	
2		CUMMINS POWER GENERATION SILENCED CASE GENSET MOD: C400D5 S/NO: A14K627760 DOM: 2014 MAST: 5,698kg GENERATOR STAMFORD 400KVA @ 1500RPM CONTINUOUS DUTY 320KW 415V 50HZ SOUND LEVEL 68 DB @ 15m HOURS: 1,500 EST POWERED BY CUMMINS 6 CYLINDER TURBO DIESEL, WATER COOLED PLC CONTROLLER, SUB BELLY FUEL TANK (LOCATED - BALLERA, QUEENSLAND) (SET 4)	
3		PACKAGED GENSET, CATERPILLAR GENERATOR SR4 260KVA PRIME POWER @ 1500RPM-50HZ 210KW 415V DOM: 1984 POWERED BY 6 CYLINDER CATERPILLAR DIESEL SELF CONTAINED CABIN, BELLY FUEL TANK ON SKID BASE (LOCATED - BALLERA, QUEENSLAND) (S02)	
4		PACKAGED GENSET, CATERPILLAR GENERATOR SR4 260KVA PRIME POWER @ 1500RPM-50HZ 210KW 415V DOM: 1984 POWERED BY 6 CYLINDER CATERPILLAR DIESEL SELF CONTAINED CABIN, BELLY FUEL TANK ON SKID BASE (LOCATED - BALLERA, QUEENSLAND)	

LOT	QTY	DESCRIPTION	NOTE
5		RELOCATABLE SEWERAGE TREATMENT PLANT OZZI KLEEN CYCLIC AERATION BIOLOGICAL TREATMENT PROCESS PLANT DOM: 2008 10,000 LTR PROCESSING PER DAY, COMPRISING CONCRETE RAW SEWERAGE INFLOW TANK 2 x 15 BANK INLET MANIFOLDS ISO COMPLIANT 20ft STEEL SHIPPING CONTAINER ROOF MOUNT INLET SCREEN WITH HAND RAIL & ACCESS STEPS MAIN PROCESS TANK, HOUSED IN CONTAINER PLC VARIABLE LED PROCESS SWITCHGEAR 2 x AERATOR PUMPS 4 x SLUDGE/PRESSURE PUMPS (LOCATED - BALLERA, QUEENSLAND)	
5a		GALVANISED ACCESS PLATFORM 2,500mm (H) 1800 X 2100mm APPROX WITH HAND RAIL BOLTED FRAME (LOCATED - BALLERA, QUEENSLAND)	
(LOCATED - MOOMBA, S.A.)			
6		CUMMINS POWER GENERATION SILENCED CASE GENSET MOD: C400D5 S/NO: L13K603802 DOM: 2013 MASS: 5,698kg GENERATOR STAMFORD 400KVA 320KW 415V 50HZ SOUND LEVEL 68 DB @ 15m HOURS: 1,500 EST POWERED BY CUMMINS 6 CYLINDER TURBO DIESEL, WATER COOLED PCC2100 CONTROLLER, SUB BELLY FUEL TANK DIMENSIONS: 5100 (L) x 1500 (W) x 1800mm (H) (LOCATED - MOOMBA, S.A.) (SET 1)	
7		CUMMINS POWER GENERATION SILENCED CASE GENSET MOD: C400D5 S/NO: L13K603801 DOM: 2013 MASS: 5,698kg GENERATOR STAMFORD 400KVA 320KW 415V 50HZ SOUND LEVEL 68 DB @ 15m HOURS: 1,500 EST POWERED BY CUMMINS 6 CYLINDER TURBO DIESEL, WATER COOLED PCC2100 CONTROLLER, SUB BELLY FUEL TANK DIMENSIONS: 5100 (L) x 1500 (W) x 1800mm (H) (LOCATED - MOOMBA, S.A.) (SET 2)	


LOT	QTY	DESCRIPTION	NOTE
-----	-----	-------------	------

8



TRANSTANK CONTAINERISED DIESEL FUEL STORAGE & DISTRIBUTION  
CAPACITY: 68,800 LITRE  
DOM: 2011  
MASS: 14,050kg TANK ONLY  
DIMENSIONS: 12200 (L) x 2440 (W) x 2900mm (H)  
WITH COMPAC INDUSTRIES KEYPAD CARD SWIPE FILL SYSTEM  
MOD: DCA  
DOM: 2013  
METERED BOWSER SYSTEM  
(LOCATED - MOOMBA, S.A.)

9



TRANSTANK CONTAINERISED DIESEL FUEL CELL ON SKID BASE  
(ROLL OFF), WITH CONTAINER LOCKS  
ID NO: FABI-0000183  
CAPACITY: 60,000 LITRE S/F 57,005 LITRE  
DOM: 2010  
S/NO: PST600013  
MASS: 14,270kg, TANK ONLY  
DIMENSIONS: 12200 (L) x 2440 (W) x 2900mm (H)  
METERED FILL STATION, LOCKABLE  
(LOCATED - MOOMBA, S.A.)

10



REFRIGERATED SHIPPING CONTAINER, 20'  
NO: 566675-9  
CARRIER FRIDGE PLANT, R134A  
MANFAC NO: 6DDJEC1C1350  
415V INPUT POWER, PLC CONTROLLER  
(LOCATED - MOOMBA, S.A.)


11



REFRIGERATED SHIPPING CONTAINER, 20'  
NO: 568094-5 GATEWAY  
CARRIER FRIDGE PLANT, R134A  
415V INPUT POWER, PLC CONTROLLER  
(LOCATED - MOOMBA, S.A.)


**(LOCATED - MOOMBA CAMPSITE 30A)**

12













AUSCO COMS ROOM, 6x3m, OPEN PLAN OFFICE  
COLOURBOND CLADDING, SINGLE ENTRANCE  
2 x WINDOWS  
1 x REAR MOUNT WALL A/C, POWER/LIGHTING  
(LOCATED - MOOMBA CAMPSITE 30A)  
(A/N 1183)

13










EMAC LAUNDRY/ABLUTION BLOCK  
12 x 3 x 3.1m (H)  
6m ABLUTION /SHOWER AREA  
URINAL, 3 X CUBICLES, 3 x STAINLESS STEEL BASINS  
4 x MODULAR SHOWER ENCLOSURES  
315 LITRE RHEEM ELECTRIC HOT WATER SERVICE  
1.5m ELECTRICAL SWITCH ROOM/STORE  
4.5m LAUNDRY AREA, 3 x STAINLESS STEEL WASH BASINS & PLUMBING  
(LOCATED - MOOMBA CAMPSITE 30A)  
(A/N 1173)




LOT	QTY	DESCRIPTION	NOTE
14		AUSCO 2 BEDROOM ACCOMMODATION WITH INDIVIDUAL ENSUITE BATHROOMS OUTSIDE OVERALL DIM: 8400 (L) x 3000 (W) x 2850mm (H) SINGLE LIVING AREA: 2750 (L) x 2850 (W) ENSUITE: 1260 (L) x 2850mm (W) WITH EXTERNAL CUTOUT FOR HOT WATER SERVICE COMPLETE WITH 2 x DAIKEN SPLIT SYSTEM A/C'S 2 x CTV'S, 2 x BAR FRIDGES & CUPBOARDS 80 LITRE ELECTRIC HOT WATER SERVICE (LOCATED - MOOMBA CAMPSITE 30A) (A/N 1185)	
15		AUSCO 2 BEDROOM ACCOMMODATION WITH INDIVIDUAL ENSUITE BATHROOMS OUTSIDE OVERALL DIM: 8400 (L) x 3000 (W) x 2850mm (H) SINGLE LIVING AREA: 2750 (L) x 2850 (W) ENSUITE: 1260 (L) x 2850mm (W) WITH EXTERNAL CUTOUT FOR HOT WATER SERVICE COMPLETE WITH 2 x CTV'S, 2 x BAR FRIDGES & CUPBOARDS 80 LITRE ELECTRIC HOT WATER SERVICE (LOCATED - MOOMBA CAMPSITE 30A) (A/N 1184)	
<b>(LOCATED - MOOMBA CAMPSITE 29A)</b>			
16		AUSCO 2 BEDROOM ACCOMMODATION WITH INDIVIDUAL ENSUITE BATHROOMS OUTSIDE OVERALL DIM: 8400 (L) x 3000 (W) x 2850mm (H) SINGLE LIVING AREA: 2750 (L) x 2850 (W) ENSUITE: 1260 (L) x 2850mm (W) WITH EXTERNAL CUTOUT FOR HOT WATER SERVICE COMPLETE WITH 1 x CTV, 2 x BAR FRIDGES & CABINETS STEEL FRAME ACCESS PLATFORM (LOCATED - MOOMBA CAMPSITE 29A) (A/N 1176)	
17		AUSCO 2 BEDROOM ACCOMMODATION WITH INDIVIDUAL ENSUITE BATHROOMS OUTSIDE OVERALL DIM: 8400 (L) x 3000 (W) x 2850mm (H) SINGLE LIVING AREA: 2750 (L) x 2850 (W) ENSUITE: 1260 (L) x 2850mm (W) WITH EXTERNAL CUTOUT FOR HOT WATER SERVICE COMPLETE WITH 2 x DAIKEN SPLIT SYSTEM A/C'S 2 x CTV'S, 2 x BAR FRIDGES & CUPBOARDS (LOCATED - MOOMBA CAMPSITE 29A) (A/N 1164)	
18		CAMPAC 2 BEDROOM ACCOMMODATION WITH SHARED SINGLE ENSUITE BATHROOM OUTSIDE OVERALL DIM: 7220 (L) x 3000 (W) x 2850mm (H) SINGLE LIVING AREA: 2520 (L) x 2840mm (W) SHARED ENSUITE: 1940 (L) x 1880mm (W) ENTRANCE WALKWAY: 900 (L) x 1880mm (W) HOT WATER SERVICE LOCATED IN ENSUITE COMPLETE WITH 1 x DAIKEN SPLIT SYSTEM A/C 2 x CTV'S, 2 x BAR FRIDGES & CABINETS 1 x 80 LITRE ELECTRIC HWS (LOCATED - MOOMBA CAMPSITE 29A) (A/N 1165)	

LOT	QTY	DESCRIPTION	NOTE
19		<p>CAMPAC 2 BEDROOM ACCOMMODATION WITH SHARED SINGLE ENSUITE BATHROOM</p> <p>OUTSIDE OVERALL DIM: 7220 (L) x 3000 (w) x 2850mm (H)</p> <p>SINGLE LIVING AREA: 2520 (L) x 2840mm (W)</p> <p>SHARED ENSUITE: 1940 (L) x 1880mm (W)</p> <p>ENTRANCE WALKWAY: 900 (L) x 1880mm (W)</p> <p>HOT WATER SERVICE LOCATED IN ENSUITE</p> <p>COMPLETE WITH 2 x CTV'S, 1 x BAR FRIDGE &amp; CABINETS</p> <p>1 x 80 LITRE ELECTRIC HWS</p> <p>(LOCATED - MOOMBA CAMPSITE 29A)</p> <p>(A/N 1166)</p>	
20		<p>CAMPAC 2 BEDROOM ACCOMMODATION WITH SHARED SINGLE ENSUITE BATHROOM</p> <p>OUTSIDE OVERALL DIM: 7220 (L) x 3000 (w) x 2850mm (H)</p> <p>SINGLE LIVING AREA: 2520 (L) x 2840mm (W)</p> <p>SHARED ENSUITE: 1940 (L) x 1880mm (W)</p> <p>ENTRANCE WALKWAY: 900 (L) x 1880mm (W)</p> <p>HOT WATER SERVICE LOCATED IN ENSUITE</p> <p>COMPLETE WITH 2 x DAIKEN SPILT SYSTEM A/C'S</p> <p>2 x CTV'S, 2 x BAR FRIDGES &amp; CABINETS</p> <p>1 x 80 LITRE ELECTRIC HWS</p> <p>(LOCATED - MOOMBA CAMPSITE 29A)</p> <p>(A/N 1177)</p>	
21		<p>CAMPAC 2 BEDROOM ACCOMMODATION WITH SHARED SINGLE ENSUITE BATHROOM</p> <p>OUTSIDE OVERALL DIM: 7220 (L) x 3000 (w) x 2850mm (H)</p> <p>SINGLE LIVING AREA: 2520 (L) x 2840mm (W)</p> <p>SHARED ENSUITE: 1940 (L) x 1880mm (W)</p> <p>ENTRANCE WALKWAY: 900 (L) x 1880mm (W)</p> <p>HOT WATER SERVICE LOCATED IN ENSUITE</p> <p>COMPLETE WITH 1 x DAIKEN SPILT SYSTEM A/C</p> <p>2 x CTV'S, 2 x BAR FRIDGES &amp; CABINETS</p> <p>1 x 80 LITRE ELECTRIC HWS</p> <p>(LOCATED - MOOMBA CAMPSITE 29A)</p> <p>(A/N 1178)</p>	
22		<p>CAMPAC 2 BEDROOM ACCOMMODATION WITH SHARED SINGLE ENSUITE BATHROOM</p> <p>OUTSIDE OVERALL DIM: 7220 (L) x 3000 (w) x 2850mm (H)</p> <p>SINGLE LIVING AREA: 2520 (L) x 2840mm (W)</p> <p>SHARED ENSUITE: 1940 (L) x 1880mm (W)</p> <p>ENTRANCE WALKWAY: 900 (L) x 1880mm (W)</p> <p>HOT WATER SERVICE LOCATED IN ENSUITE</p> <p>COMPLETE WITH 2 x DAIKEN SPILT SYSTEM A/C'S</p> <p>2 x CTV'S, 2 x BAR FRIDGES &amp; CABINETS</p> <p>1 x 80 LITRE ELECTRIC HWS</p> <p>(LOCATED - MOOMBA CAMPSITE 29A)</p> <p>(A/N 1180)</p>	
23		<p>CAMPAC 2 BEDROOM ACCOMMODATION WITH SHARED SINGLE ENSUITE BATHROOM</p> <p>OUTSIDE OVERALL DIM: 7220 (L) x 3000 (w) x 2850mm (H)</p> <p>SINGLE LIVING AREA: 2520 (L) x 2840mm (W)</p> <p>SHARED ENSUITE: 1940 (L) x 1880mm (W)</p> <p>ENTRANCE WALKWAY: 900 (L) x 1880mm (W)</p> <p>HOT WATER SERVICE LOCATED IN ENSUITE</p> <p>COMPLETE WITH 2 x DAIKEN SPILT SYSTEM A/C'S</p> <p>2 x CTV'S, 2 x BAR FRIDGES &amp; CABINETS</p> <p>1 x 80 LITRE ELECTRIC HWS</p> <p>(LOCATED - MOOMBA CAMPSITE 29A)</p> <p>(A/N 1179)</p>	







LOT	QTY	DESCRIPTION	NOTE
24		CAMPAC 2 BEDROOM ACCOMMODATION WITH SHARED SINGLE ENSUITE BATHROOM OUTSIDE OVERALL DIM: 7220 (L) x 3000 (w) x 2850mm (H) SINGLE LIVING AREA: 2520 (L) x 2840mm (W) SHARED ENSUITE: 1940 (L) x 1880mm (W) ENTRANCE WALKWAY: 900 (L) x 1880mm (W) HOT WATER SERVICE LOCATED IN ENSUITE COMPLETE WITH 2 x DAIKEN SPILT SYSTEM A/C'S 2 x CTV'S, 2 x BAR FRIDGES & CABINETS 1 x 80 LITRE ELECTRIC HWS (LOCATED - MOOMBA CAMPSITE 29A) (A/N 1181)	
25		CAMPAC 2 BEDROOM ACCOMMODATION WITH SHARED SINGLE ENSUITE BATHROOM OUTSIDE OVERALL DIM: 7220 (L) x 3000 (w) x 2850mm (H) SINGLE LIVING AREA: 2520 (L) x 2840mm (W) SHARED ENSUITE: 1940 (L) x 1880mm (W) ENTRANCE WALKWAY: 900 (L) x 1880mm (W) HOT WATER SERVICE LOCATED IN ENSUITE COMPLETE WITH 1 x DAIKEN SPILT SYSTEM A/C 2 x CTV'S, 2 x BAR FRIDGES & CABINETS 1 x 80 LITRE ELECTRIC HWS (LOCATED - MOOMBA CAMPSITE 29A) (A/N 1182)	
26		CAMPAC 2 BEDROOM ACCOMMODATION WITH SHARED SINGLE ENSUITE BATHROOM OUTSIDE OVERALL DIM: 7220 (L) x 3000 (w) x 2850mm (H) SINGLE LIVING AREA: 2520 (L) x 2840mm (W) SHARED ENSUITE: 1940 (L) x 1880mm (W) ENTRANCE WALKWAY: 900 (L) x 1880mm (W) HOT WATER SERVICE LOCATED IN ENSUITE COMPLETE WITH 2 x DAIKEN SPILT SYSTEM A/C'S 2 x CTV'S, 2 x BAR FRIDGES & CABINETS 1 x 80 LITRE ELECTRIC HWS (LOCATED - MOOMBA CAMPSITE 29A) (A/N 1175)	
27		CAMPAC 2 BEDROOM ACCOMMODATION WITH SHARED SINGLE ENSUITE BATHROOM OUTSIDE OVERALL DIM: 7220 (L) x 3000 (w) x 2850mm (H) SINGLE LIVING AREA: 2520 (L) x 2840mm (W) SHARED ENSUITE: 1940 (L) x 1880mm (W) ENTRANCE WALKWAY: 900 (L) x 1880mm (W) HOT WATER SERVICE LOCATED IN ENSUITE COMPLETE WITH 2 x DAIKEN SPILT SYSTEM A/C'S 2 x CTV'S, 2 x BAR FRIDGES & CABINETS 1 x 80 LITRE ELECTRIC HWS (LOCATED - MOOMBA CAMPSITE 29A) (A/N 1174)	
<b>(LOCATED - MOOMA COMMERCIAL LAUNDRY)</b>			
28		COMMERCIAL DRYER A#637405 PRIMUS PLC CONTROLLER MOD: PA075NRMJ2G1W02 NATURAL GAS INPUT 174.1MJ/HR @37.3MJ/COM DIMENSIONS: 1920 (H) x 980 (W) x 1140mm (D) (LOCATED - MOOMA COMMERCIAL LAUNDRY)	


LOT	QTY	DESCRIPTION	NOTE
29		COMMERCIAL DRYER A#637406 HUEBSCH PLC CONTROLLER MOD: HAD50NRMJ2G1W01 NATURAL GAS INPUT 120.6MJ/HR @37.3MJ/COM DIMENSIONS: 1920 (H) x 980 (W) x 1140mm (D) (LOCATED - MOOMA COMMERCIAL LAUNDRY)	
30		COMMERCIAL DRYER A#637407 HUEBSCH PLC CONTROLLER MOD: HAD50NRMJ2G1W01 NATURAL GAS INPUT 120.6MJ/HR @37.3MJ/COM DIMENSIONS: 1920 (H) x 980 (W) x 1140mm (D) (LOCATED - MOOMA COMMERCIAL LAUNDRY)	
31		COMMERCIAL DRYER A#637408 HUEBSCH PLC CONTROLLER MOD: HAD50NRMJ2G1W01 NATURAL GAS INPUT 120.6MJ/HR @37.3MJ/COM DIMENSIONS: 1920 (H) x 980 (W) x 1140mm (D) (LOCATED - MOOMA COMMERCIAL LAUNDRY)	
32		COMMERCIAL DRYER A#637409 HUEBSCH PLC CONTROLLER MOD: HAD50NRMJ2G1W01 NATURAL GAS INPUT 120.6MJ/HR @37.3MJ/COM DIMENSIONS: 1920 (H) x 980 (W) x 1140mm (D) (LOCATED - MOOMA COMMERCIAL LAUNDRY)	
33		COMMERCIAL DRYER A#637410 HUEBSCH PLC CONTROLLER MOD: HAD50NRMJ2G1W01 NATURAL GAS INPUT 120.6MJ/HR @37.3MJ/COM DIMENSIONS: 1920 (H) x 980 (W) x 1140mm (D) (LOCATED - MOOMA COMMERCIAL LAUNDRY)	
34		COMMERCIAL DRYER A#637412 HUEBSCH PLC CONTROLLER MOD: HAD50NRMJ2G1W01 NATURAL GAS INPUT 120.6MJ/HR @37.3MJ/COM DIMENSIONS: 1920 (H) x 980 (W) x 1140mm (D) (LOCATED - MOOMA COMMERCIAL LAUNDRY)	
35		COMMERCIAL DRYER A#637413 PRIMUS DRY STAR DOM: 2000 MOD: JTB75CQ 240V IGNITER NATURAL GAS INPUT 174MJ/HR @2.74MJ/COM DIMENSIONS: 1920 (H) x 980 (W) x 1140mm (D) (LOCATED - MOOMA COMMERCIAL LAUNDRY)	

(LOCATED - MGS AUCTION ROOMS, 370 TORRENS RD, KILKENNY SA)

LOT	QTY	DESCRIPTION	NOTE
36		<p>POWER TRANSFORMER (NEW), TYREE  ID: 7500-TF-042  500KVA  3 PHASE  PRIMARY VOLTAGE 11KV  SECONDARY VOLTAGE RATED NO LOAD 433V  VECTOR GROUP DYN11  LOW VOLTAGE SWITCH PANEL  S/NO: 4500-0056  RATED CURRENT 1000AMP  50HZ  RATED VOLTAGE 433V  IN CASE BODY SKID BASE  DIMENSIONS: 3200 (L) x 2100 (W) x 1900mm (H)  3,810kg</p> <p>LOCATED AT: MGS, 370 TORRENS ROAD, KILKENNY  INSPECTION WELCOME</p>	
37		<p>ENCASED SWITCH MODULE, ABB-SAFERING/SAFE PLUS 36KV  ID: SM760 (S27)  COMPRISING:  METAL ENCLOSED SWITCH &amp; CONTROL GEAR TYPE, CCF  DOM: 10/2015  UR RATING: 36KV  50HZ  UP: 170KV  UD: 70KV  IR: 630AMP  3 PHASE  SAFE C MODULE  630AMP, IMA, 50KVA, IK, 16KVA  TK-3S  MASS: 1,350kg  2100 (H) x 1700 (W) x 2900mm (L)</p> <p>LOCATED AT: MGS, 370 TORRENS ROAD, KILKENNY  INSPECTION WELCOME</p>	
38		<p>ENCASED SWITCH MODULE, ABB-SAFELINK 2 CFCF  DOM: 2015  UR: 12KV  FR: 50HZ  IR: 630AMP  UP: 95KV/110KV  IK: 21KA  TK: 3S  IMA: 52.5KA  N: 100  UD: 28KV/32KV  ER: E3  3 PHASE  S/NO: IYJN3046883203  DIMENSIONS: 1500 (H) x 1000 (W) x 1900mm (L) CRATED  750kg</p> <p>LOCATED AT: MGS, 370 TORRENS ROAD, KILKENNY  INSPECTION WELCOME</p>	



LOT	QTY	DESCRIPTION	NOTE
39		ENCASED SWITCH MODULE, ABB-SAFELINK 2 CFCF DOM: 2015 UR: 12KV FR: 50HZ IR: 630AMP UP: 95KV/110KV IK: 21KA TK: 3S IMA: 52.5KA N: 100 UD: 28KV/32KV ER: E3 3 PHASE S/NO: TBA DIMENSIONS: 1500 (H) x 1000 (W) x 1900mm (L) CRATED 750kg  LOCATED AT: MGS, 370 TORRENS ROAD, KILKENNY INSPECTION WELCOME	
40		*** VACANT ***	
41		144 x LENGTHS OF REINFORCED FIBREGLASS PIPE MALE/FEMALE THREADED EACH LENGTH APPROX 10m CENTRON 2 1/2" ID (UN-USED)  LOCATED AT: MGS, 370 TORRENS ROAD, KILKENNY INSPECTION WELCOME	
42		144 x LENGTHS OF REINFORCED FIBREGLASS PIPE MALE/FEMALE THREADED EACH LENGTH APPROX 10m CENTRON 2 1/2" ID (UN-USED)  LOCATED AT: MGS, 370 TORRENS ROAD, KILKENNY INSPECTION WELCOME	
43		144 x LENGTHS OF REINFORCED FIBREGLASS PIPE MALE/FEMALE THREADED EACH LENGTH APPROX 10m CENTRON 2 1/2" ID (UN-USED)  LOCATED AT: MGS, 370 TORRENS ROAD, KILKENNY INSPECTION WELCOME	
44		144 x LENGTHS OF REINFORCED FIBREGLASS PIPE MALE/FEMALE THREADED EACH LENGTH APPROX 10m CENTRON 2 1/2" ID (UN-USED)  LOCATED AT: MGS, 370 TORRENS ROAD, KILKENNY INSPECTION WELCOME	
45		144 x LENGTHS OF REINFORCED FIBREGLASS PIPE MALE/FEMALE THREADED EACH LENGTH APPROX 10m CENTRON 2 1/2" ID (UN-USED)  LOCATED AT: MGS, 370 TORRENS ROAD, KILKENNY INSPECTION WELCOME	

LOT	QTY	DESCRIPTION	NOTE
46		 <p>BLACK STEEL PIPE, 4 x LENGTHS 20" x SCH 80 X 9 x 11.8m ASTM A106-10ED/ASMESA106-10 ED API SPEC, 5L-45THV/X42PSL1 30mm THICK CASING APPROX</p> <p>LOCATED AT: MGS, 370 TORRENS ROAD, KILKENNY INSPECTION WELCOME</p>	