





LOT	QTY	DESCRIPTION	NOTE
1		RAIN WATER TANK, 15,000 LITRE, GALV IRON	
2		RAIN WATER TANK, 15,000 LITRE, GALV IRON	
3		ORNAMENTAL PLOUGH, HASLEY-HARRIS	
4		GARDEN BED CONTENTS, 2 x PALMS, 1 x YUCCA, ASSORTED AGAVE PLANTS, INCLUDES PERMAPINE SURROUNDS, 4 x LOGS	
5		STEEL WAGON WHEEL , SPOKED, 120cm	
6		GARDEN BED, 9 x YUCCAS, 5 x ASSORTED PLANTS & AGAVES, & PERMAPINE EDGING, 6 x LOGS	
7		GALV LIGHT POLE, 14', NELSON YARD LIGHT, METAL HALIDE	
8		LARGE GARDEN BED, 21 x PLANTS APPROX, AGAVES, YUCCAS, ETC	

LOT	QTY	DESCRIPTION	NOTE
9		 RAINWATER TANK, 15,000 LITRE APPROX, GALV IRON	
10		 TRANSPORTABLE BUILDING, SUIT WEEKENDER ON VAN PARK 14 x 3.9m + EAVES KITCHEN/LOUNGE & BATHROOM WITH LAUNDRY FACILITIES, SHOWER, TOILET & 2 x BEDROOMS SLIDING DOOR TO FRONT 3 x ACCESS DOORS TO REAR 5 x WINDOWS, COLOURBOND BEIGE WITH MINT GREEN TRIM FITTED WITH KELVINATOR SPLIT SYSTEM A/C, TV AERIAL, ELEC STOVE, ELEC HWS, RHEEM 250 LITRE PLUS FULL LENGTH REAR VERANDA, FRONT PORCH WITH RAMP	
11		 TRANSPORTABLE BUILDING, SUIT WEEKENDER ON VAN PARK 14 x 3.9m + EAVES KITCHEN/LOUNGE & BATHROOM WITH LAUNDRY FACILITIES, SHOWER, TOILET & 2 x BEDROOMS SLIDING DOOR TO FRONT 4 x ACCESS DOORS TO REAR 5 x WINDOWS, COLOURBOND BEIGE WITH MINT GREEN TRIM FITTED WITH KELVINATOR SPLIT SYSTEM A/C, TV AERIAL, ELEC STOVE, ELEC HWS, RHEEM 400 LITRE PLUS FULL LENGTH REAR VERANDA, FRONT PORCH WITH RAMP (SAFE & COMPUTER NOT INCLUDED)	
12		 SAFE, SANDLEFORD MOD: YB-500A TUMBLER & KEY 50 x 35 x 40cm CODE & KEY INCLUDED	
13		 BOARDROOM TABLE & CHAIRS 300 x 120cm, TIMBER TOP	
14		 RAINWATER TANK, POLY, 2,000 LITRE BY TEAM POLY	

LOT	QTY	DESCRIPTION	NOTE
15		RELOCATABLE 2 BEDROOM ACCOMMODATION UNITS, EMAC S/NO: 2163X07 SHARED ENSUITE BATHROOM/TOILET VULCAN HWS, 1 x A/C, WALL MOUNT COLOURBOND BEIGE & MONT GREEN FLASHINGS, 5 x WINDOWS WITH SUB BOARD, SINGLE DOOR ACCESS RAIN WATER TANK NOT INCLUDED	
16		RAINWATER TANK, POLY, 2,000 LITRE BY TEAM POLY	
17		RELOCATABLE 2 BEDROOM ACCOMMODATION UNITS, EMAC S/NO: 1817X06 SHARED ENSUITE BATHROOM/TOILET DUX 50 LITRE HWS, 1 x A/C, WALL MOUNT COLOURBOND BEIGE & MONT GREEN FLASHINGS, 5 x WINDOWS WITH SUB BOARD, SINGLE DOOR ACCESS RAIN WATER TANK NOT INCLUDED	
18		RAINWATER TANK, POLY, 2,000 LITRE BY TEAM POLY	
19		RELOCATABLE 2 BEDROOM ACCOMMODATION UNITS, EMAC S/NO: 1815X06 SHARED ENSUITE BATHROOM/TOILET DUX 50 LITRE HWS, 1 x A/C, WALL MOUNT COLOURBOND BEIGE & MONT GREEN FLASHINGS, 5 x WINDOWS WITH SUB BOARD, SINGLE DOOR ACCESS RAIN WATER TANK NOT INCLUDED	
20		RELOCATABLE 2 BEDROOM ACCOMMODATION UNITS, EMAC S/NO: 107503 SHARED ENSUITE BATHROOM/TOILET VULCAN HWS, 1 x A/C, WALL MOUNT COLOURBOND BEIGE & MONT GREEN FLASHINGS, 5 x WINDOWS WITH SUB BOARD, SINGLE DOOR ACCESS RAIN WATER TANK NOT INCLUDED	
21		FIRE HOSE IN ENCLOSURE	

LOT	QTY	DESCRIPTION	NOTE
22		RELOCATABLE 2 BEDROOM ACCOMMODATION UNITS, EMAC S/NO: 107303 SHARED ENSUITE BATHROOM/TOILET VULCAN HWS, 1 x A/C, WALL MOUNT COLOURBOND BEIGE & MONT GREEN FLASHINGS, 5 x WINDOWS WITH SUB BOARD, SINGLE DOOR ACCESS RAIN WATER TANK NOT INCLUDED	
23		RELOCATABLE 2 BEDROOM ACCOMMODATION UNITS, EMAC S/NO: 1072X03 SHARED ENSUITE BATHROOM/TOILET VULCAN HWS, 1 x A/C, WALL MOUNT COLOURBOND BEIGE & MONT GREEN FLASHINGS, 5 x WINDOWS WITH SUB BOARD, SINGLE DOOR ACCESS RAIN WATER TANK NOT INCLUDED	
24		RELOCATABLE 2 BEDROOM ACCOMMODATION UNITS, EMAC S/NO: 1074X03 SHARED ENSUITE BATHROOM/TOILET VULCAN HWS, 1 x A/C, WALL MOUNT COLOURBOND BEIGE & MONT GREEN FLASHINGS, 5 x WINDOWS WITH SUB BOARD, SINGLE DOOR ACCESS RAIN WATER TANK NOT INCLUDED	
25		RELOCATABLE 2 BEDROOM ACCOMMODATION UNITS, EMAC S/NO: 1077X03 13.2 x 3m OPEN PLAN KITCHEN & LIVING LARGE BATHROOM/TOILET WITH VULCAN 125 LITRE HWS DOUBLE BEDROOMS WITH A/C UNITS 8 x WINDOWS, 1 x ENTRY DOOR	
26		RELOCATABLE 2 BEDROOM ACCOMMODATION UNITS, EMAC S/NO: 1070X03 13.2 x 3m OPEN PLAN KITCHEN & LIVING LARGE BATHROOM/TOILET WITH VULCAN 125 LITRE HWS DOUBLE BEDROOMS WITH A/C UNITS 8 x WINDOWS, 1 x ENTRY DOOR	
27		TIMBER FRAME CLAD HOUSE 15.2 x 6.8m 3 BEDROOM & LAUNDRY 1 x BATHROOM & 1 x TOILET KITCHEN & LARGE LIVING & DINING ROOM AREA WITH 2 x A/C'S BEIGE & MINT GREEN FINISH DUX 315 LITRE HWS TV ANTENNA & DISH	
28		CLAD BUNKHOUSE 15.2 x 6.8m & EAVES 5 x BEDROOMS 2 x BATHROOMS & 1 x TOILET CLOSET, TV ANTENNA & DISH	
29		GARDEN SHELTER 3.6 x 3.0m CURVED IRON ROOF STEEL RHS UPRIGHT TIMBER FACIAS & LASERLITE WALL	

LOT	QTY	DESCRIPTION	NOTE
30		 RAINWATER TANK, POLY, 2,000 LITRE BY TEAM POLY	
31		 RAINWATER TANK, POLY, 2,000 LITRE BY TEAM POLY	
32		 CONTENTS OF KITCHEN, GLEM 6 HOTPLATE GAS STOVE & OVEN GAS OVEN, RANGEHOOD, 170 x 100cm RHEEM HWS LARGE STAINLESS STEEL TRIPLE SINK 270 x 80cm BENCH WITH WASH BASIN ATTACHED 335 x 60cm STAINLESS STEEL SHELF UNITS, WALL MOUNT STAINLESS STEEL FRIDGE (ALL FAULTS)& BENCH UNIT WITH STAINLESS STEEL TOPPED CUPBOARD	
33		 2 x STEEL 4 DRAWER FILING CABINETS 1 x STEEL 2 DRAWER FILING CABINET 2 x BOOKSHELVES, 1 x UNDERDESK MOBILE, DESK & CHAIR	
34		 GODFREY STEEL DARK GREY 2 DOOR STATIONERY CUPBOARD, 180 x 90cm	
35		 2 x GREY LAMINATE TIMBER 2 DOOR STATIONERY CUPBOARDS, 180 x 90cm	


LOT	QTY	DESCRIPTION	NOTE
-----	-----	-------------	------

36



2 x GREY LAMINATE TIMBER 2 DOOR STATIONERY CUPBOARDS, 180 x 90cm

37



2 x GREY LAMINATE TIMBER 2 DOOR STATIONERY CUPBOARDS, 180 x 90cm

38




2 x GREY LAMINATE TIMBER 2 DOOR STATIONERY CUPBOARDS, 180 x 90cm & SINGLE DOOR UNIT

39



STEEL 4 DRAWER FILING CABINET & 3 x TABLES, 1 x TIMBER DESK & BOOKSHELF

40

















BRAMIL 16 FLOOR SCRUBBER & PADS

41




CHEST FREEZER, WESTINGHOUSE, 150 LITRE

LOT	QTY	DESCRIPTION	NOTE
42		TRENDTEK PAY PHONE, WALL MOUNT	
			
43		2 x FOLDOUT TABLES, STEEL & LAMINATE	
			
44		3 x FIRE EXTINGUISHERS, FIRE BLANKET & SIGNAGE	
			
45		COMMUNITY BUILDING, C-PURLIN, 250mm OPEN SPAN GABLE (USE IT AS IS OR A SHED) BEIGE COLOURBOND SHEETING SUSPENDED CEILING & INTERNAL ROOMS INCLUDES VERANDAS 3 x SPLIT SYSTEM A/C'S (KITCHEN NOT INCLUDED)	
			
46		VERANDA, 12 x 3.6m, 6 x POSTS ONLY	
			
47		HYGOOD FIRE HOSE REEL, 36m LONG	
			
48		2 DOOR STEEL CUPBOARD & CONTENTS, DRILL, TOOLS, ETC	
			

LOT	QTY	DESCRIPTION	NOTE
49			CONTENTS OF 4 SHELF UNITS, ASSORTED TOOLS, SMOKE ALARMS, SOCKET SET & FLURO LIGHT PARTS
50			CUPBOARD & CONTENTS, OILS, GARDEN PRODUCTS, KEROSENE, ETC
51			3 x SPRAY UNITS, AQUA BACKPACK SPRAY UNIT, SONTAX SPRAY TANK & HOZELOCK SPRAY UNIT
52			LPG GAS BOTTLE, 8.5kg, FUEL CAN, 5 LITRE & JERRY CAN
53			KAMBROOK VACUUM CLEANER
54			3 x SPRAY PACKS, REGA BACKPACKS, 16 LITE, SONTAX, 12 LITRE
55			ASSORTED GARDEN HOSE & SHADECLOTH

LOT	QTY	DESCRIPTION	NOTE
-----	-----	-------------	------

56 POWER AUGER, PETROL, TAMAKA JEA-50, 200mm AUGER



57 SINGLE DOOR STEEL LOCKER & 4 DOOR STORAGE UNIT & CONTENTS, TOOLS & SAFETY EQUIPMENT



58 8 DOOR STEEL LOCK SET, 180 x 60cm, PIGEON HOLE



STORE ROOM 2


59 6" DOUBLE ENDED GRINDER, 240V, CARPENTER BENCH WITH VICE, CHAIN SAW SHARPENER & 3 x FIRE EXTINGUISHERS











60 END OF ROOM LOT, GARDEN TOOLS, SHOVELS, RACKS, HOES, SACK TRUCK, CONTENTS OF SHELVES, HOSES & SAFETY BARRIER








61 3 x BUILDERS WHEELBARROWS, BUNNINGS & BIANCO



LOT	QTY	DESCRIPTION	NOTE
62		POSSUM TRAP	
			
63		ARC WELDER, COMPAQ BY CIGWELD 120 AMP, VARIABLE CHOLE	
			
64		GARDEN PACK, LIGHTWEIGHT GARDEN BARROWS, FERTILIZER SPREADER & HOSES WITH VACUUM CLEANER HOLDER	
			
65		BAILEY ALUMINIUM EXTENSION LADDER, 3.7-6.4m	
			
66		2 DOOR STEEL BENCH, TIMBER CUPBOARDS & CONTENTS, TAP FITTINGS & PAINT, ETC, (END OF THE ROOM)	
			
67		CABLE ROOF SHEDDING, 24.7 x 9.4m, TIMBER PULINS STEEL TUBE UPRIGHTS, ALUMINIUM WINDOWS WITH INTERNAL WALLS & CEILING	
			

LOT	QTY	DESCRIPTION	NOTE
68		 <p>LARGE QUANTITY PERMAPINE PLANKS, GARDEN BED EDGING 200 x 50mm UP TO 3m, APPROX 70 x PIECES</p>	
69		 <p>LARGE QUANTITY RD BRICK PAVERS, IN VEGIE GARDEN AREA & AROUND GARDEN BEDS</p>	
70		 <p>3 x DATE PALMS, WELL ESTABLISHED</p>	
71		 <p>2 x PLANTER BOXES, 180 x 120cm & CONTENTS ELEPHANT EARS</p>	
72		 <p>CONTENTS 4 x GARDEN BEDS, ASSORTED PLANTS & GROUND COVERS, ROSEMARY, YUCCAS, ETC</p>	
73		 <p>HILLS HOIST ROTARY CLOTHES LINE</p>	
74		 <p>CHICKEN RUN, PERMAPINE POST & BIRD WIRE, 30 x POSTS APPROX 35 x 4m APPROX</p>	
75		 <p>BBQ PERGOLA, 6 x 5.2m, INCLUDES SINK, BENCH & WATER TANKS, 190 LITRE EACH PERMAPINE CONSTRUCTION WITH CORRUGATED IRON ROOF & WALLS</p>	

LOT	QTY	DESCRIPTION	NOTE
76		SINGLE CAR GARAGE, STEEL FRAME, TIMBER PURLINS, LIFT UP DOOR 5.5 x 3.5m APPROX	
77		SINGLE CAR GARAGE, STEEL FRAME, TIMBER PURLINS, LIFT UP DOOR 6.0 x 4.1m APPROX	
78		GARDEN SHED, 3.5 x 2.4m	
79		DEUTSCHER WALK BEHIND POWERED SLASHER, PETROL MOD: Y560 2 SPEED, B&S ENGINE	
80		RIDE ON MOWER, JOHN DEERE MOD: 115 PETROL, 38" CUT ELECTRIC START	