




LOT	QTY	DESCRIPTION	NOTE
-----	-----	-------------	------


RECEPTION


1  4 x VISITORS CHAIRS, MOULDED TIMBER, STEEL CHROME FRAME

2  OFFICE DESK, L-SHAPE, TIMBER LAMINATE WOODGRAIN, 180 x 135cm & 3 DRAWER MOBILE

3  MOBILE A/C/ ALTISE BY OMEGA
MOD: OPAC
REVERSE CYCLE, 240V

4  WALL PRINT, FOREST ON CANVAS, 170 x 110cm

5  STATIONERY ON DESK, WIRELESS MODEM, TELSTRA GATEWAY & CANE VASE

6  ROUND MEETING TABLE, 160cm DIAMETER, WALNUT & GREY

7  4 x CHAIRS, RED CLOTH, PLASTIC BACK, BLACK STEEL FRAME


LOT	QTY	DESCRIPTION	NOTE
8		BROTHER PRINTER, COLOUR HL-3170 CDW	
9		FIRST AID KIT	
10		OFFICE DESK, 3 DRAWER, ROLL OUT KEYBOARD SHELF, TIMBER LAMINATE, 150 x 70cm	
11		EXECUTIVE OFFICE CHAIR, BROWN/BLACK, LEATHER LOOK, GAS LIFT	

KITCHEN


12		KITCHEN SETTING, WHITE TIMBER LAMINATE, ALLOY FRAME, 75 x 75cm & 4 x PLASTIC & ALLOY CHAIRS	
13		FISHER & PAYKEL FRIDGE FREEZER, BRUSH STAINLESS FINISH, 227 LITRE MOD: E249TLS	
14		SAECO POD COFFEE MAKER (HD8602) WITH MILK FROTHER	


LOT	QTY	DESCRIPTION	NOTE
-----	-----	-------------	------

15  MICROWAVE, KETTLE, TOASTER, CUTLERY, TUPPERWARE & ASSORTED CUPS


16  2 x SHELF UNITS, TIMBER LAMINATE, 170 x 60cm, 5 TIER

UPSTAIRS OFFICE 1

17  DESK & RETURN, TIMBER LAMINATE WOODGRAIN, 180 x 180cm, 3 DRAWER MOBILE & SHELF UNIT


18  EXECUTIVE OFFICE CHAIR, BROWN/BLACK, LEATHER LOOK, GAS LIFT

19  MISTRAL LINDA OIL HEATER, INBUILT TIMBER & CLICK PEDESTAL FAN


20  FELLOW PAPER SHREDDER, M-6C & DESK TOP LAMP


LOT	QTY	DESCRIPTION	NOTE
-----	-----	-------------	------


21		BROTHER COLOUR PRINTER, HL-457 OCDW ON STAND & CARTRIDGES	
----	---	---	--


22		LOCKABLE WHITE LAMINATE STORAGE CABINET, 45 x 80 x 73cm	
----	---	---	--


OFFICE 2 UPSTAIRS

23		2 x WHITEBOARDS, 120 x 90cm & 60 x 90cm	
----	---	---	--


24		COFFEE TABLE, ALLOY FRAME, GLASS TOP, 70 x 70cm	
----	--	---	--


25		DESK & RETURN, TIMBER LAMINATE WOODGRAIN, 180 x 180cm, 3 DRAWER MOBILE & SHELF UNIT	
----	---	---	--

26		FILING CABINET, 4 DRAWER, TIMBER LAMINATE	
----	---	---	--


27		EXECUTIVE OFFICE CHAIR, BROWN/BLACK, LEATHER LOOK, GAS LIFT	
----	---	---	--


LOT	QTY	DESCRIPTION	NOTE
-----	-----	-------------	------


28  2 x EXECUTIVE OFFICE CHAIRS, BROWN/BLACK, LEATHER LOOK, GAS LIFT


29  SHELF UNIT, 180 x 107 x 32cm, TIMBER LAMINATE, SUIT DESK TOP


DOWNSTAIRS DISPLAY AREA

30  DOUBLE GLAZED WINDOW, 121 x 146cm, BRASS INSERTS, PVC FRAME TIMBER LOOK







31  DOUBLE GLAZED, SLIDING TILT OUT DOOR, WHITE PVC FRAME, 200 x 200cm

32  DOUBLE GLAZED, ENTRANCE DOOR, DARK TIMBER LOOK, 205 x 100cm, VIEW WINDOW


33  2 x DOUBLE GLAZED BATHROOM WINDOWS, WHITE PLASTIC, 80 x 55cm & 74 x 60cm


34  3 DOOR SET, DARK TIMBER LOOK, PVC FRAME, SINGLE DOOR ACCESS & 2 x CONCERTINA DOORS, 300 x 213cm

LOT	QTY	DESCRIPTION	NOTE
35			DOUBLE GLAZED 4 BAY WINDOW DOOR UNIT, 2 x SLIDING DOORS, WHITE OUTER, TIMBER INNER, PVC, 356 x 220cm, CRACKED GLASS
36			DOUBLE GLAZED 4 BAY WINDOW DOOR UNIT, 2 x SLIDING DOORS, DARK TIMBER LOOK, 361 x 210cm WITH BLINDS
37			2 BAY WINDOW DOOR UNIT, TIMBER LOOK, PVC FRAMES, 180 x 210cm
38			DOUBLE GLAZED WINDOW UNIT, 179 x 97cm, SWING OUT TOP WINDOW, FROSTED GLASS, PVC FRAME
39			DISPLAY ENCLOSURE, TIMBER FRAME, INCLUDES 6 x DOWNLIGHTS, NOT DOORS & WINDOWS, 6.8 x 1.54 x 2.55m
40			DOUBLE GLAZED WHITE FRAME, SINGLE DOOR & DOUBLE DOORS, PVC FRAME, IDEAL ROOM DIVIDER, 6.2 x 2.4m
41			BROTHER MFC J6910DW & HP LASER PRINTER 2600N

LOT	QTY	DESCRIPTION	NOTE
42		PVC BOLLARDS, MOP BUCKET, MOP, ETC	
			
43		1 x BAY EURO DOOR HARDWARE, FIXINGS, FASTENERS, ETC	
			
44		1 x BAY FLY SCREEN, WURTH SEALERS, DOOR JAM WEDGES, ETC	
			
45		2 x MOBILE RACKS, INCLUDING BULK FASTENERS, DOOR HARDWARE, PARTS, ETC	
			
46		PART ROLLS POWER CABLE, PAINT & ELECTRICAL GEAR	
			
47		TIMBER RACK & CONTENTS, C-CHANNEL, GALV STEEL, PIPE, PVC, EXTRUSION, ARCHITRAVE TIMBERS, ETC	
			
48		TIMBER RACK & CONTENTS, REHAU PVC WINDOW EXTRUSIONS, FRAMING SETS, ETC	
			


LOT	QTY	DESCRIPTION	NOTE
-----	-----	-------------	------


49  QUANTITY ASSORTED PVC WINDOW & DOOR FLY SCREENS

50  3 x MATCHING EURO WINDOW SETS, 775 x 775mm, 1000 x 1000mm & 1200 x 1250mm

51  3 x ASSORTED PVC WINDOWS

52  3 x DRUTEX PVC WINDOWS, WHITE, INCLUDING KOMMERLING, 910 x 215mm & 570 x 1800mm

53  SECURITY ROLLER SHUTTER WINDOW SET, 840 x 2020mm

54  SET 8 PVC TIMBER LOOK FINISH WINDOW SET, 600 x 650mm, 700 x 2400mm, ASSORTED

LOT	QTY	DESCRIPTION	NOTE
-----	-----	-------------	------

55



DOOR FRAME & SIDE WINDOW, CREAM

56



5 x ASSORTED PVC WHITE DOOR SETS

57



QUANTITY FRAMING TIMBER, BOARD, ETC

58




PAIR ROLLER CONVEYOR STANDS, 210mm x 3m, ADJUSTABLE

59










ALUMINIUM FOLD OUT STEP LADDER, 2.1-3.8m, GUARD ALL


60



ALUMINIUM STEP LADDER, 180cm & 1m STEEL STEPS

LOT	QTY	DESCRIPTION	NOTE
61		PAIR TIMBER TRESTLES	
			
62		3 x ADJUSTABLE ROLLER STANDS	
			
63		2 x ADJUSTABLE ROLLER STANDS	
			
64		METABO 14" CUT OFF SAW & STAND	
			
65		ADVANCE STAINLESS STEEL TWIN BOWL SINK	
			
66		RYOBI MITRE/COMPOUND SAW, EMS255 & STAND	
			
67		QUANTITY EURO DOOR LOCKING MECHANISMS	
			


LOT	QTY	DESCRIPTION	NOTE
-----	-----	-------------	------


68  HAND TOOLS, SPANNERS, SAW, HOLE SAWS, VERNIER, ETC

69  8 x IRWIN QUICK ACTION CLAMPS

70  PLASTIC FILM WRAPPER

71  OZITO TALE SAW, 250mm, 2000w & STAND

72  ON SITE TOOL SET, IRWIN BAG, SUCTION CLAMP, SAWS, HAMMERS, WEDGE, LEVERS, PINCH SET, ETC

73  RYOBI BENCH DRILL, 12 SPEED, 450w WITH TABLE, 240V


LOT	QTY	DESCRIPTION	NOTE
-----	-----	-------------	------

74



RYOBI BENCH DRILL, 12 SPEED, 450w, 240V

75



OZITO FLEXIBLE DIE GRINDER SET

76




SULINER, 1/2 ARBOR, R/A TRIMMER

77



BOSCH PLANER PHO2-82

78


















XUI DRILL BIT SHARPENER & ASSORTED LONG SHANK & MASONRY DRILLS

79



AIR DRILL SET, 3/8 TAURUS

LOT	QTY	DESCRIPTION	NOTE
80		AIR DRILL SET, 3/8 TAURUS (PART)	
			
81		BEST 4 1/2" ANGLE GRINDER	
			
82		PAIR WPG POWER GRIP GLAZIER SUCTION GRABS	
			
83		AEG CORDLESS SET, 18V DRILL, TEK GUN, 1 x BATTERY, CHARGER & CASE	
			
84		AEG CORDLESS SKIN SET, DRILL, TEK GUN & RECIPRO SAW WITH CASE	
			
85		ASSORTED 240V POWER LEADS, REEL & FOLD UP TROLLEY	
			
86		MULTI HEAD DRIVER SET	
			
87		CRAFTRIGHT & STANLEY SPIRIT LEVELS, YELLOW	
			

LOT	QTY	DESCRIPTION	NOTE
88		STANLEY FATMAX & EMPIRE SPIRIT LEVELS	
			
89		OZITO WORKSHOP VACUUM	
			
90		QUANTITY EURO DOOR MECHANISM HARDWARE	
			
91		EURO STEEL FRAMING LAYOUT BENCH, 1800 x 3100mm, NYLON SKID TOPS	
			
92		EURO STEEL FRAMING LAYOUT BENCH, 1800 x 3100mm, NYLON SKID TOPS	
			
93		PVC TUB & ASSORTED SILICONE, SEALERS, ETC	
			
94		QUANTITY 240 & 415V POWER CABLE	
			

LOT	QTY	DESCRIPTION	NOTE
95		MULTI FOLD ALUMINIUM LADDER	
			
96		WINDOW FRAME TROLLEY	
			
97		QUANTITY ARBITON EXTRUSION, PVC	
			
98		ALUMINIUM PRODUCTION MITRE SAW SET, TWIN HEAD, KOMBIMATIC-DURAFLEX TYPE: D6-79 FIXED HEAD & SLIDING HEAD ON 4500mm ADJUSTABLE TABLE	
			
99		LEDACRAFT SINGLE BAG DUCT COLLECTOR, 240V	
			
100		ASSORTED DOUBLE GLAZED GLASS PANELS	
			
101		BENCH ROUTER, PRODUCTION, WEGOMA 45 DEGREE TILTING HEAD (DRAINAGE SLOT CUTTER) DOM: 2002 AIR CLAMPING, 415V	
			

LOT	QTY	DESCRIPTION	NOTE
-----	-----	-------------	------

102



PAIR ADJUSTABLE ROLLER STANDS

103



PAIR ADJUSTABLE ROLLER STANDS

104



FRAMING BUTT WELDER, KOMBIMATIC-DURAFLEX
TYPE: DG-79
450mm ADJUSTABLE HEAD, AIR CLAMPING, 240V

105



ROLLS WINDOW/DOOR SEAL

106
















ROCKWELL 6" BENCH GRINDER, SWIVEL VICE & CABINET,
NOT CONTENTS

107



FRAMING PVC BUTT WELDER, URBAN
DOM: 2012
MOD: AKS1020
AIR CLAMPING & TOOLING

LOT	QTY	DESCRIPTION	NOTE
108		 FRAMING CORNER CLEANER, KOMBIMATIC TYPE: AP-355 MULTI SLOT CUTTING HEAD AIR CLAMPING, 415V & BENCH FRAME	
109		 FRAMING END MILLING SET, KOMBIMATIC TYPE: AF354 MANUAL OP, 415V	
110		 SINGLE SIDE GROOVING CLAMP SET, KOMBIMATIC TYPE: EV343 AIR OP	
111		 PAIR HEINZ MULTI SLOT GROOVING MILL TOOLS, SUIT KOMBIMATIC	
112		 2 x ASSORTED GROOVING MILL TOOLS	
113		 TRADE SURE PEDESTAL DRILL MOD: TS0073 MT-3 WITH STRIPPER GANG DRILL ATTACHMENT, 240V	
114		 10 x ASSORTED RATCHET TIE DOWN SETS	

LOT	QTY	DESCRIPTION	NOTE
115		10 x ASSORTED RATCHET TIE DOWN SETS	
116		10 x ASSORTED RATCHET TIE DOWN SETS	
117		10 x ASSORTED RATCHET TIE DOWN SETS	
118		10 x ASSORTED RATCHET TIE DOWN SETS	
119		AREVALO OPEN TOP SUPERMARKET FREEZER	
120		PAIR ADJUSTABLE ROLLER FEED STAND	
121		ASSORTED DOUBLE GLAZED WINDOW PANELS	
122		FORK MOUNT GLASS RACK, STEEL	

LOT	QTY	DESCRIPTION	NOTE
123		7 x SHEETS CHEVRON, DOUBLE GLAZED GLASS PANELS, 2 x 1057 x 1325mm, 1 x 629 x 1804mm, 3 x 1858 x 375mm, (SLANT TOP), 1 x CRACKED, 1 x 2010 x 1050mm	
124		6 x SHEETS CHEVRON, DOUBLE GLAZED GLASS PANELS, INSULATED GLASS, 5mm CLEAR TOUGHENED, GREY TRANS LAMINATE, 1364 x 2152mm WITH 12mm SPACE BAR	
125		1 x SHEET CHEVRON, DOUBLE GLAZED GLASS PANELS, INSULATED GLASS, 5mm CLEAR TOUGHENED, 2090 x 1910mm WITH 12mm SPACE BAR	
126		2 x PVC FRAME DOORS WITH LOCKS, 2150 x 1080mm, WHITE FINISH	
127		PVC SLIDING WINDOW, 1200 x 700mm, TIMBER LOOK FINISH	
128		2 x PVC WINDOW FRAMES, 2600 x 600mm, CREAM FINISH	

LOT	QTY	DESCRIPTION	NOTE
129		2 x PVC FRAME GLASS DOORS, ALUPLAST, 2280 x 970mm, BLACK FINISH	
			
130		3 x GLASS STORAGE RACKS, TIMBER FRAME, 2 x 2600 x 2000mm & 2400 x 2000mm	
			
131		QUANTITY AIR & WATER HOSE & REEL	
			
132		DOUBLE GLAZED, WHITE PVC WINDOW FRAME, 2304 x 895mm	
			
133		DOUBLE GLAZED, WHITE PVC DOOR & FRAME, 2400 x 1228mm	
			
134		DOUBLE GLAZED, WHITE PVC DOOR & FRAME, 2400 x 890mm	
			

LOT	QTY	DESCRIPTION	NOTE
135		DOUBLE GLAZED, WHITE PVC WINDOW FRAME, 2400 x 895mm	
			
136		DOUBLE GLAZED, WHITE PVC DOOR & FRAME, 2400 x 1207mm	
			
137		DOUBLE GLAZED WINDOW, GOLD TRIM, TIMBER & PVC, 1206 x 1010mm	
			
138		DOUBLE GLAZED WINDOW, GOLD TRIM, TIMBER & PVC, 1206 x 1010mm	
			
139		DOUBLE GLAZED WINDOW, ALUMINIUM & PVC, 1200 x 1200mm	
			
140		9 x ASSORTED DOUBLE GLAZED CHEVRON GLASS PANELS, NO FRAMES	
			
141		2 x PVC REHAU WINDOW FRAMES. 900 x 900mm, 2395 x 1740mm, 3 SECTION	
			
142		20 (APPROX) x FLY SCREENS, VARIOUS SIZES	
			

LOT	QTY	DESCRIPTION	NOTE
-----	-----	-------------	------

143



DOUBLE GLAZED, PVC FRAME 2 x OPENING WINDOWS, DARK TIMBER FINISH, 1490 x 1380mm

144




DOUBLE GLAZED, PVC FRAME 2 x OPENING WINDOWS, LIGHT TIMBER FINISH, 1200 x 1200mm

145




PAIR TIMBER FINISH LOOK, PVC FRAMED, SINGLE WINDOWS, DOUBLE GLAZED, 1200 x 800mm & 550 x 500mm

146



PAIR PVC TRIPLE GLAZED WINDOWS, CREAM, TINTED GLASS, 2400 x 600mm





147



PAIR PVC TRIPLE GLAZED WINDOWS, WHITE, 1 x ARCHED TOP, 1 x SQUARE FRAME, 2010 x 820mm & 740 x 565mm

LOT	QTY	DESCRIPTION	NOTE
148		TRIPLE GLAZED WINDOW, PVC FRAME, DARK GREY FINISH, 2095 x 1067mm	
			
149		DOUBLE GLAZED, ARCH WINDOW, PVC FRAME, DARK TIMBER FINISH, 1800 x 1200mm	
			
150		DOUBLE GLAZED, PVC WINDOW FRAME, LIGHT GREY FINISH, 1800 x 1200mm	
			
151		PAIR CHEVRON DOUBLE GLAZED WINDOW PANELS, TOUGHENED GLASS, 2000 x 1055mm	
			
152		PAIR CHEVRON DOUBLE GLAZED WINDOW PANELS, TOUGHENED GLASS, 2095 x 1120mm	
			
153		26 x ASSORTED FLY SCREENS, WHITE PVC FRAMES, SUIT SMALL WINDOWS	
			

LOT	QTY	DESCRIPTION	NOTE
154		 4 x TIMBER STORAGE FRAMES, SUIT GLASS & WINDOW STORAGE, APPROX 2400 x 1800mm & 2400 2000mm	
155		 4 x TIMBER STORAGE FRAMES, SUIT GLASS & WINDOW STORAGE, APPROX 2400 x 1800mm & 2400 2000mm	
156		 2 x TIMBER STORAGE FRAMES, SUIT GLASS & WINDOW STORAGE, APPROX 3500 x 2000mm	
157		 AIR COMPRESSOR, CONQUEST TRIPLE CYLINDER MOD: TS-100300B 7.5kw (10HP), 3 PHASE 415V, LTR/MIN: 1419 REMOTE STARTER INSIDE BUILDING, *** ELECTRICIAN TO DISCONNECT ***	
158		 HYSTER H2.50DX FORKLIFT HOURS: 11,880hours LPG, SN: A466R1668V 2200kg CAPACITY CONTAINER MAST SOLID TYRES SIDE SHIFT (NO PAPERS, NO OWNER'S MANUAL, NO SERVICE BOOKS)	
159		 KIA TRAYTOP TRUCK REG: S040 AZR (EXPIRED) VIN: KNCSE011277194347 ENG: 32462206 5 SPEED DIESEL, AIR CON, 10' STEEL TRAY ELECTRIC WINDOWS TINTED SCREEN FITTED WITH GLASS CARRY, 3010 x 1560mm FRAME & CRANE, POWERED HYDRAULIC (NO PAPERS, WITH 1 KEY/S, WITH OWNER'S MANUAL, NO SERVICE BOOKS)	
159		 KIA TRAY TOP TRUCK REG: S040 AZR VIN: KNCSE011277194347 ENG: 32462206 5 SPEED DIESEL, AIR CON, POWER WINDOWS, 10' STEEL TRAY TINTED SCREEN FITTED WITH GLASS CARRY, 3010 x 1560mm FRAME & CRANE POWERED HYDRAULIC (NO PAPERS, WITH 1 KEY/S, WITH OWNER'S MANUAL, NO SERVICE BOOKS)	

LOT	QTY	DESCRIPTION	NOTE
160		QUANTITY TIMBER, PVC FRAMES, SOLID TIMBER DOOR, GLASS DOUBLE GLAZED PANEL, FLY SCREENS, BOXES TILES, CONCRETE PINS, HAND TOOLS, CONTENTS OF CONTAINER, NOT CONTAINER	
161		2 x HEAVY DUTY STILLAGES, OPEN SIDED, 1950 x 1400 x 1600mm	
162		MULTI TIERED STORAGE RACK, 2600 x 1000mm, STEEL FRAME	
163		OFFCUT PVC & ALLOY SECTIONS & CABLE RACKS WITH 3 x WINDOWS	