







LOT	QTY	DESCRIPTION	NOTE
1		 <p>SODICK EDM WIRE CUTTER MOD: AQ327L (LNIW) S/NO: 0026 TYPE: LPW327 DOM: 2007 HOURS: 7,316 APPROX WITH POWER SUPPLY, MANUALS, SPARES & AIR DRYER, 415V</p>	NO GST
2		 <p>JS EDM NC-304N S/NO: DA141-INC DOM: 2003 JS NC PULSE CONTROLLER SEGMENTED TABLE, 600 x 300mm, 415V</p>	NO GST
3		 <p>BOWES RADIAL ARM DRILL BY WMW NO. 4M/T, 415V AUTO FEED 20-1200RPM POWERED RISE & FALL COLUMN WORK TABLE, 700 x 700 x 500mm GERMAN QUALITY</p>	NO GST
4		 <p>STANLEY BOSTICH CARTON STAPLER, FOOT OP</p>	
5		 <p>SPECIAL PURPOSE COLLET LATHE WITH AIR COLLET CHUCK, CROZIER MACHINE TOOLS, USA 415V MOUNTED ON 47" LATHE BED WITH 26 x COLLETS, SUIT AUTO ELEC REPAIRS</p>	
6		 <p>LEDACRAFT SINGLE BAG DUST COLLECTOR, 240V MOD: DC750-2</p>	

LOT	QTY	DESCRIPTION	NOTE
7		 LS INDUSTRIES ROTARY HOT WASH 36 x 36 x 56" (H) 415V, ELEC HEATING	
8		 INTERNAL BORING MACHINE, KRAUSECO 415V, PNEUMATIC CONTROL	
9		 AUTO ELEC TEST BENCH, 240V, DURST	
10		 INDUSTRIAL OVEN, EJ WARD, 415V 80 x 80 x 80cm	
11		 CIRCULAR BELT SANDER, FABRICATED, SUIT SPIRAL ABRASIVE BANDS, 3 x 2", 415V	
12		 DE BURING MACHINE, FABRICATED, 240V, FITTED WITH 3" 3 JAW CHUCK & CONTACTOR	

LOT	QTY	DESCRIPTION	NOTE
-----	-----	-------------	------

13




RECORD, 150mm, BENCH VICE, NEW

14



RECORD, 150mm, BENCH VICE, NEW

15



RECORD, 150mm, BENCH VICE, NEW

16



RECORD, 150mm, BENCH VICE, NEW

17



RECORD 125mm, BENCH VICE, NEW

LOT	QTY	DESCRIPTION	NOTE
-----	-----	-------------	------

18




REEVE ARBOR PRESS
MOD: 51-P

19




ARBOR PRESS, MODIFIED, EXTENDED HEIGHT

20



REEVE ARBOR PRESS
MOD: 51-P

21





REEVE ARBOR PRESS
MOD: 51-P







22





PNEUMATIC PRESS ON STEEL BASE PLATE








LOT	QTY	DESCRIPTION	NOTE
23		ARBOR PRESS, REEVE FITTED WITH PNEUMATIC RAM	
			
24		BENCH STEEL FRAME TIMBER TOP, 110 x 40 x 90cm	
			
25		BENCH, STEEL FRAME, STEEL TOP, L-SHAPE, 160 x 90 x 90cm	
			
26		ABSAAR BATTERY CHARGER, 12-24V, MOBILE	
			
27		QUICK RELEASE FINISHING LATHE, FABRICATED, 240V	
			
28		GRINDING BENCH, 240V, PNEUMATIC CLAMPING	
			
29		HYDRAULIC PRESS BENCH FITTED WITH 20cm, 3 JAW CHUCK, HYDRAULIC DRIVE AND RAM WITH HAND CONTROLS, 240V	
			









LOT	QTY	DESCRIPTION	NOTE
30		2 x SOCKET SETS, 3/8 & 1/2" DRIVE, KINGCRAFT & REPCO	
31		WORKQUIP GENERAL PURPOSE SPRAY GUN MOD: P-102	
32		QUANTITY ADJUSTABLE REAMERS, SMALL, SIZES UP TO 20mm APPROX SET OF BORE GAUGES, VERNIER GAUGE, 150mm & MAGNETIC BASE WITH DIAL INDICATOR	
33		QUANTITY ASSORTED IMPACT SOCKETS, 1/4, 3/8 & 1/2" DRIVES, WITH TRAY STRAIGHT SHANK DRILL BITS	
34		8 x TRAYS ASSORTED SOCKETS, 1/4, 3/8 & 1/2" DRIVES & 1 x TRAY DRIVE BITS	
35		5 x TRAYS ASSORTED SOCKETS, GEAR DRIVES & SPECIALTY TOOLING	









LOT	QTY	DESCRIPTION	NOTE
36			TAP & DIE SET, SIZES UP TO 18mm TAPS & DIES WITH CASE
37			HYDRA KRIMP MANUAL HYDRAULIC HOSE CRIMPING TOOL 7 x DIE SETS & MANUAL IN CARRY CASE
38			REFRIGERANT DIGITAL SCALES IN CARRY CASE
39			REFRIGERANT GAUGES & HOSE SET
40			5 x ASSORTED GRAB KITS, 1 x THREAD INSERT SET & 2 x TAP & DIE SETS
41			NEW SCORPION PNEUMATIC HAND TOOL, 1/4" DRIVER MOD: S-118

LOT	QTY	DESCRIPTION	NOTE
41a		NEW PORSCHE PNEUMATIC HAND TOOL, 1/4" DRIVER	
			
42		NEW KC SUNTECK, PNEUMATIC SCREWDRIVER MOD: SM-803	
			
43		NEW SP AIR, 1/4" PNEUMATIC SCREWDRIVER MOD: S9-1800	
			
44		NEW SP AIR, 1/4" PNEUMATIC SCREWDRIVER MOD: S9-1800	
			
45		NEW SCORPION PNEUMATIC HAND TOOL, 1/4" DRIVER MOD: S-118	
			
46		PAIR MANUAL TEST PRESSES, FABRICATED	
			
47		PAIR STEEL WORKSHOP BENCHES WITH BACKBOARDS & OVERHEAD LIGHTING, 80 x 40cm	
			
48		ECO-LONG, LOW PRESSURE VESSEL/HEAT TRANSFER UNIT, STAINLESS STEEL	
			

LOT	QTY	DESCRIPTION	NOTE
49		QUANTITY ARC WELDING & BRAZIER RODS WITH ROLL ALLOY MIG WIRE	
50		ARC WELDER, PEERLESS 160AMP, DUAL VOLTAGE RANGE, 240V	
51		1 x TUB (APPROX 8) ZERO BALANCE RETRACTABLE LINES	
52		3 x TOOL BOXES & CONTENTS SOLDERING IRONS, 240V, SCOPE TYPE & ASSORTED HAND TOOLS	
53		1 x TRAY ASSORTED HAND TOOLS, LARGE QUANTITY PLIERS, HAMMERS, ETC	
54		1 x TRAY ASSORTED HAND TOOLS, LARGE QUANTITY PLIERS, HAMMERS, ETC	

LOT	QTY	DESCRIPTION	NOTE
55		1 x TRAY ASSORTED HAND TOOLS, LARGE QUANTITY PLIERS, HAMMERS, ETC	
56		QUANTITY AIR LINES & AIR REGS, WORK LIGHT, OIL CANS, SPRAY GUN PARTS, ETC	
57		3 x PNEUMATIC AIR TOOLS, 2 x 3/8 IMPACT GUNS & 1 x SCREW DRIVER	
58		3 x PNEUMATIC AIR TOOLS, 2 x SCREW DRIVES & 1 x SP IMPACT GUN	
59		4 x PNEUMATIC AIR TOOLS, 2 x IMPACT GUNS, 3/8 & 1/2" INCA & 2 x SCREW DRIVERS	
60		3 x PNEUMATIC AIR TOOLS, 2 x SCREW DRIVERS & 1 x SP IMPACT GUN	
61		3 x PNEUMATIC AIR TOOLS, 2 x SCREW DRIVERS & 1 x IMPACT GUN, 3/8"	

LOT	QTY	DESCRIPTION	NOTE
62		3 x PNEUMATIC AIR TOOLS, 2 x SCREW DRIVERS & 1 x IMPACT GUN, 3/8"	
63		3 x PNEUMATIC AIR TOOLS, 2 x SCREW DRIVERS & 1 x IMPACT GUN	
64		4 x PNEUMATIC AIR TOOLS, 2 x SCREW DRIVERS, 1 x DRILL & 1 x IMPACT GUN	
65		3 x PNEUMATIC AIR TOOLS, 2 x 3/8 IMPACT GUNS & 1 x SCREW DRIVER	
66		4 x PNEUMATIC AIR TOOLS, 3 x IMPACT GUNS, 1/2 & 3/8" & 1 x SCREW DRIVER	
67		3 x PNEUMATIC AIR TOOLS, 2 x IMPACT GUNS 1 x DRIVER	
68		4 x PNEUMATIC AIR TOOLS, 3 x SCREWDRIVERS & 1 x 1/2 IMPACT GUN	
69		BATTERY CHARGER, ARLEC, 6 & 12V MOD: BC15	

LOT	QTY	DESCRIPTION	NOTE
70		 PAIR DURST TEST METERS, DC AMMETER & DIODE TESTER, 240V	
71		 PAIR DURST TEST METERS, DIODE TESTER & CONTINUITY & ARMATURE OUTPUT TESTER, 240V	
72		 UTP MINI SPRAY JET, UTPLAST F311 WITH ACCESSORIES IN CARRY CASE	
73		 PAIR DURST TEST METERS, REGULATOR & CONTINUITY/ARMATURE OUTPUT TESTERS, 240V	
74		 PAIR TRANSPO DIODE TESTERS MOD: DT-301 & DT-350 240V	
75		 3 x TOOL BOXES, HAND TOOLS, EDION EPOXY PACKS & SPECIALTY TOOLING, CONTENTS UNDER BOTH TABLES	
76		 MOBILE STEEL STORAGE RACK & CONTENTS, FIBRE WASHER, AUTO ELEC SPARES, NUTS, BOLTS, ETC	
77		 OML MACHINIST VICE, 200mm	

LOT	QTY	DESCRIPTION	NOTE
-----	-----	-------------	------

78 PRAT & WHITNEY MACHINIST LEVEL IN CARRY CASE



79 TAPPING HEAD, BIG
MOD: ACCV412



80 TAPPING HEAD, JSN7 WITH HEAD STOCK SLEEVE



81 PAIR TUBS COPPER & STEEL EDM TOOLING, ASSORTED TYPES



82 PAIR WORKSHOP TROLLEYS, STEEL, 2 TIER, 80 x 60 x 90cm (H)



83 QUANTITY MACHINISTS & PARALLEL BLOCKS



LOT	QTY	DESCRIPTION	NOTE
-----	-----	-------------	------

84



QUANTITY MACHINISTS & PARALLEL BLOCKS

85



QUANTITY MACHINISTS & PARALLEL BLOCKS

86



MACHINISTS VICE, 5", LATHE CHUCK JAWS & BORING TOOL

87



3 x HP POWER MONITORING PDU'S 332, 415V
MAX 32AMP WITH DIGITAL LOAD READOUTS

88



ASSORTED HYDRAULIC VALVES & FITTINGS, PNEUMATIC
REGS, ETC, UNDER BENCH

89



2 x WATER PUMPS, ONGA & GRUNDFOS, 240V

LOT	QTY	DESCRIPTION	NOTE
-----	-----	-------------	------

90




ASSORTED NUTS BOLTS, WASHERS, ETC, CONTENTS OF TROLLEY (NOT TROLLEY)

91



ASSORTED NUTS BOLTS, WASHERS, ETC, CONTENTS OF TROLLEY (NOT TROLLEY)

92




ASSORTED NUTS BOLTS, WASHERS, ETC, CONTENTS OF TROLLEY (NOT TROLLEY)

93



ASSORTED NUTS BOLTS, WASHERS, ETC, CONTENTS OF TROLLEY (NOT TROLLEY)

94











ASSORTED NUTS BOLTS, WASHERS, ETC, CONTENTS OF TROLLEY (NOT TROLLEY)

95



PAIR WORKSHOP TROLLEYS, STEEL, 60 x 60cm, HEAVY DUTY

LOT	QTY	DESCRIPTION	NOTE
96		3 x WORKSHOP TROLLEYS, STEEL, 60 x 60cm, HEAVY DUTY	
			
97		AVERY PLATFORM/BALANCING SCALE 250kg MAX CAP TYPE: 3205ABA	
			
98		7 x INLINE OILERS, SP AIR	
			
99		7 x INLINE OILERS, SP AIR	
			
100		15 x LEXOVI 356 x 2 x 25.4mm, METAL/STAINLESS STEEL CUTTING DISCS	
			
101		3 x ROLLS LINISHING SAND PAPER, AA-60-TL32	
			
102		2 x ROLLS LINISHING SAND PAPER, AA-60-TL32	
			
103		WORKSHOP BENCH, STEEL, 66 x 47 x 86cm (H)	
			

LOT	QTY	DESCRIPTION	NOTE
-----	-----	-------------	------

104




QUANTITY AIR HOSE, CHAINS & DOG, 1 x PALLET

105



QUANTITY BRIGHT STEEL BAR, PINS, SPRINGS, THREADED ROD & SHAFTS, 1 x PALLET

106



MOBILE STOCK TROLLEY, HEAVY DUTY, 90 x 60 x 110cm (H)

107



4 TIER STOCK RACK, SLOTTED ANGLE & PARTICLE BOARD SHELVES, 90 x 90 x 120cm

108



OZONE DUST EXTRACTOR, 415V, MOBILE

109



AUTO ELECTRICIAN ARMATURE GROWLER, 240V ON BENCH

LOT	QTY	DESCRIPTION	NOTE
110		 <p>PORSCHE HEAVY DUTY BENCH MOUNT DRILL PRESS MOD: PB16 3/4 HP, 16 SPEED NO. 2 M/T, 240V</p>	
111		 <p>WORK SHOP BENCH STEEL FRAME, TIMBER TOP, SINGLE DRAWER WITH BACKBOARD & RECORD, 125mm VICE, 180 x 90cm</p>	
112		 <p>FERTILIZER SPREADER, WEEKEND EXERCISER MODEL</p>	
113		 <p>WHEELBARROW, STEEL & TROLLEY</p>	
114		 <p>WORKSHOP FAN, 60cm, 3 BLADE, 240V, WESTINGHOUSE</p>	
115		*** VACANT ***	
116		 <p>5 x ASSORTED WIRE TROLLEYS & PLASTIC TUBS</p>	
117		*** VACANT ***	

LOT	QTY	DESCRIPTION	NOTE
-----	-----	-------------	------

118



FURLON ABRASIVE BLAST CABINET
100 x 107 x 89cm
FLURO LIGHT END ENTRY WITH HOSES, GUN, AIR DUSTER

119




ASSORTED ART DECO BAR STOOLS, 2 x RED, 3 x BLACK,
CHROME BASE, MOULDED PLASTIC

120



WALNUT BOOKCASE, 120 x 90 x 31.5cm NEW

121




BEIGE BOOKCASE, 120 x 90 x 31.5cm NEW

122











BEIGE BOOKCASE, 120 x 90 x 31.5cm NEW








123



3 NEW x WALNUT BOOKCASES, 90 x 90 x 31.5cm

LOT	QTY	DESCRIPTION	NOTE
124		4 x CORNER WORK STATIONS, 180 x 180 x 60 x 73cm, WHITE NEW	
125		CHERRY EXECUTIVE DESK WITH RETURN & CUPBOARD NEW	
126		LARGE NEW SEMI CIRCLE RECEPTION DESK, BLACK/SILVER, 430 x 193 x 120cm	
127		LARGE NEW SEMI CIRCLE RECEPTION DESK, BLACK/SILVER, 430 x 193 x 120cm	
128		4 NEW x CORNER WORK STATIONS, WHITE, 150 x 150 x 60 x 73cm	
129		3 NEW x RECEPTION DESKS, WHITE, 180 x 120 x 110cm	
130		5 NEW x DARK CHERRY/IRONSTONE DESK RETURNS, 90 x 60 x 73cm	
131		LARGE EXECUTIVE DESK, WALNUT, RETURN & CUPBOARD, 280 x 218 x 75cm NEW	

LOT	QTY	DESCRIPTION	NOTE
132		LARGE DESK, CHERRY, MOD: AL-82 AL WITH RETURN & CUPBOARD NEW	
133		LARGE DESK, CHERRY, MOD: AL-82 AR WITH RETURN & CUPBOARD NEW	
134		8 NEW x UNDERDESK 3 DRAWER UNITS, 7 x DARK CHERRY, 1 x WHITE, 47 x 48 x 45cm	
135		OFFICE PARTITIONS, 1 X PALLET, ALLOY FRAME, FABRIC INSERTS	
136		3 NEW x CREDENZAS, CHERRY, AL-1810 180 x 40 x 80cm	
137		3 NEW x DARK CHERRY HUTCHES, 150 x 32.5 x 108cm MOD: HU15DC	
138		3 x BEECH/IRONSTONE HUTCHES, 150 x 32.5 x 108cm MOD: HU15B NEW	
139		3 x WHITE HUTCHES, 150 x 32.5 x 108cm MOD: UH15WH NEW	
140		LARGE EXECUTIVE DESK, WALNUT, 280 x 280 x 75cm MOD: DL88L WITH RETURN NEW	

LOT	QTY	DESCRIPTION	NOTE
141		WHITE HUTCH, 180 x 30 x 37.5cm NEW	
142		3 x RECEPTION COUNTERS, 180 x 120 x 110cm & ASSORTED FURNITURE NEW	
143		2 x TABLES, WALNUT & CHERRY, 180 x 90x 73cm, METAL LEGS NEW	
144		WHITE DESK, 180 x 90 x 73cm NEW	
145		HALF DOOR WHITE STORAGE UNIT, 2 DOOR WITH 3 TIER SHELVING, 180 x 90 x 45cm NEW	
146		WALNUT BOOKCASE, 180 x 90 x 31.5cm, 4 TIER NEW	
147		NEW EXECUTIVE OFFICE CHAIR, BLACK/CHERRY LEATHER MOD: R-7610L	

LOT	QTY	DESCRIPTION	NOTE
-----	-----	-------------	------

148




NEW EXECUTIVE OFFICE CHAIR, BLACK/CHERRY LEATHER
MOD: R-7610L

149



NEW EXECUTIVE OFFICE CHAIR, BLACK/CHERRY LEATHER
MOD: R-7610L

150



NEW EXECUTIVE OFFICE CHAIR, BLACK/CHERRY LEATHER
MOD: R-7610L

151



NEW EXECUTIVE OFFICE CHAIR, BLACK/CHERRY LEATHER
MOD: R-7610L

152




NEW EXECUTIVE OFFICE CHAIR, BLACK/CHERRY LEATHER
MOD: R-7610L

LOT	QTY	DESCRIPTION	NOTE
153		AIR RECEIVER, CHAMPION 210 x 70cm, MAXI 1650KPA	
154		CHAMPION REFRIGERATED DRYER 240V MOD: CRD11030	
155		2 x DESKS, SMALL, 1 x WALNUT, 1 x BEECH/STORM, 120 x 60 x 73cm	
156		2 x DESKS, SMALL, 2 x BEECH, 120 x 60 x 73cm	
157		PAIR BLUE STILLAGES, & CONTENTS, ASSORTED FLOOR TILES, "GUOCERA", HOSES, ETC	
158		ROPAK PLASTIC STORAGE BIN & CONTENTS, NETGEAR, BOAT SEATS, ETC	

OUTSIDE YARD

LOT	QTY	DESCRIPTION	NOTE
-----	-----	-------------	------

159



4 x TOTE BINS, 85 x 60cm

160



4 x TOTE BINS, 85 x 60cm

161




4 x TOTE BINS, 85 x 60cm

162










4 x TOTE BINS, 85 x 60cm





163



4 x TOTE BINS, 85 x 60cm

LOT	QTY	DESCRIPTION	NOTE
164		4 x TOTE BINS, 85 x 60cm	
165		STEEL BENCH FRAME, 150 x 70cm, TROLLEYS & ASSORTED STEEL	
166		5 x TROLLEY BINS, STEEL, 70 x 50cm	
167		LARGE QUANTITY BLUE PLASTIC AIR LINE & FITTINGS	
168		2 x BUNDLES, WHITE, 40mm, PVC PIPE	
169		6 x WIRE MESH STILLAGES, 90 x 80 x 60cm	
170		3 x BLUE PARTS BINS, 120 x 90 x 50cm	

LOT	QTY	DESCRIPTION	NOTE
171		4 x BLUE PARTS BINS, 120 x 90 x 50cm	
172		4 x BLUE PARTS BINS, 120 x 90 x 50cm	
173		4 x BLUE PARTS BINS, 120 x 90 x 50cm	
174		4 x BLUE PARTS BINS, 120 x 90 x 50cm	
175		6 x BLUE PARTS BINS, 120 x 90 x 50cm & GALV PARTS BIN	
176		2 x BLUE STILLAGES, 120 x 90 x 90cm WITH QUANTITY GALV PARTS BINS	

LOT	QTY	DESCRIPTION	NOTE
177		1 x PALLET GALV PARTS BINS	
178		YELLOW, 2 DOOR LOWLINE STORAGE CABINET, 88 x 45 x 90cm	
179		2 x GREY STEEL CABINETS, 88 x 45 x 100cm	
180		STEEL BENCH, TIMBER TOP, 400 x 55 x 90cm	