






































LOT	QTY	DESCRIPTION	NOTE
1		2 x FABRICATED HEAVY DUTY STEEL STANDS	
2		NUKATA BMX BIKE	
3		MAIL BOX, GREEN & GOLD	
4		4 x ASSORTED FISHING RODS	
5		ASSORTED LENGTH STEEL SHAFTING & PIPE	
6		SERVEX HYDRAULIC PRESS, 30 TON NEEDS SEALS	



LOT	QTY	DESCRIPTION	NOTE
7		PAIR HEAVY DUTY STEEL CAR RAMPS	
			
8		ALLOY BILLET ROUNDS, VENSCONITE SOLID & HOLLOW SECTIONS, WHITE NYLON ROUND, CONTENTS OF RACK	
			
9		4 TIER STEEL RACK, 180 x 180cm	
			
10		CLISBY 4CFM AIR COMPRESSOR, 240V	
			
11		ATLAS COPCO V-TWIN AIR COMPRESSOR, ALL FAULTS, 415V MOTOR, AS NEW	
			
12		6 DRAWER RED TOOL BOX & CONTENTS, SOCKETS, SNIPS, FILES, SPANNERS, ETC & 1 x TUB HEX KEYS	
			
13		QUANTITY AIR REGULATORS, PNEUMATIC CONTROLS & AIR LINE	
			







LOT	QTY	DESCRIPTION	NOTE
14		2 x STEEL SHELF UNITS, 2 TIER	
15		3 CYLINDER HONES & BAG OF SPARES	
16		TOLEDO MECHANICAL GEAR PULLER SET IN CASE	
17		4 JAW LATHE CHUCK, 400mm DIAMETER, CAMLOC CHUCK KEY & HEAD STOCK SLEEVE	
18		3 JAW LATHE CHUCK, 300mm DIAMETER, WITH REVERSE JAWS & KEY	
19		HYDRAULIC GEAR PULLER SETS, LARGE QUANTITY ARMS, IN GALV TOOL BOX	
20		7 PIECE GEAR & BEARING PULLER SETS	









LOT	QTY	DESCRIPTION	NOTE
21		METABO CORDLESS DRILL OIN CASE WITH METABO 240V JIGSAW	
			
22		3 x 500w HALOGEN LIGHTS	
			
23		MOBILE WORK BENCH, STEEL FRAME, TIMBER TOP, 100 x 65cm	
			
24		4 x QUELL FIRE EXTINGUISHERS, CO2 & WATER, UP TO 5kg	
			
25		LATHE TOOLS, DRILL BITS, TOOL TIPS, BORING TOOL, (2 x TOP SHELVES OF CUPBOARD)	
			
26		DRILL BITS, LATHE TOOLS, BORING BARS, (2 x LOWER SHELVES OF CUPBOARD)	
			
27		2 DOOR STEEL STOCK CUPBOARD, 180 x 90cm	
			

LOT	QTY	DESCRIPTION	NOTE
28		LOWLINE STEEL CUPBOARD & CONTENTS, LATHE TOOLS, SPECIALTY TOOLING	
			
29		CUPBOARD & CONTENTS, GAS BURNER, GRINDING DISCS, FINISHING BELTS, GRINDING WHEEL, PAINTS, ETC	
			
30		15 x G-CLAMPS, RECORD, UP TO 12"	
			
31		2 x HEX KEY PLATED KEY STEELS IN RACKS, APPROX 80 x PIECES, VARIOUS SIZES	
			
32		2 x HEX KEY PLATED KEY STEELS IN RACKS, APPROX 65 x PIECES, VARIOUS SIZES	
			
33		LARGE DIAMETER LATHE FACE PLATE, 700mm	
			
34		CAMLOC FACE PLATE, 700mm DIAMETER & DRIVE PLATE, 250mm DIAMETER	
			

LOT	QTY	DESCRIPTION	NOTE
35			PAIR LARGE CALIPERS
36			CENTRE LATHE, 18-770RPM 50mm BORE 1800BC APPROX 800mm SWING FWD/REV SWITCH, 415V POWERED TOP SLIDE DRIVE & COOLANT ????
37			ENGINE CRANE, RED 1,000kg RATED
38			JIMY 7 x 12" 240V HORIZONTAL BANDSAW MOD:EU-712
39			PAIR GARRICK ROLLER FEED STANDS
40			ASSORTED SOFT SLING LIFTING CHAIN, BOW SHACKLES, ETC, GOOD LOT!, 1 x TUB

LOT	QTY	DESCRIPTION	NOTE
41		CHAIN BLOCK, 500kg APPROX LEVER BLOCK, 1.5T 1 x SINGLE LEG LIFT CHAIN	
42		CHAIN BLOCK, 500kg APPROX LEVER BLOCK, 750kg ANCHOR PLATE LIFT, 1T	
43		CHAIN BLOCK, 500kg APPROX JBS LEVER BLOCK, PACIFIC 500kg WINCH	
44		MANUAL WIRE ROPE WINCH, TITAN, 500kg	
45		IRON AIR AIR COMPRESSOR, V-TWIN, 240V 309 LITRE, F.A.D WITH REGULATOR	
46		SCHNEIDER LEVEL & ANGLE FINDER TOOL SET WITH TRIPOD	

LOT	QTY	DESCRIPTION	NOTE
47		2 x GRAB KITS & CONTENTS TAPS & DIES, METRIC, BSF, UHF, UNC, ETC	
48		1/2" AIR IMPACT GUN	
49		2 x SETS STEEL DE-BURRING TOOLS & MILL CUTTER	
50		2 x STEEL RULES, 2m TOLEDO, 1m TOLEDO	
51		CAST IRON 76cm STRAIGHT EDGE	
52		QUANTITY METAL WORKING MANUALS	

LOT	QTY	DESCRIPTION	NOTE
53		AIR GAUGES, FITTINGS & VARIOUS REGULATORS, 1 x TUB	
54		PAIR SA REGIONS GEOGRAPHICAL MAPS, MANNUM & NORTH SUBURBS, ADELAIDE	
55		COLLET CHUCK SET, 40 INT WITH 8 x COLLETS & 1 REGO FIX TOOL HOLDER	
56		LIVE CENTRE NO.3 M/T & ADAPTORS	
57		GRAB KIT SET, BROACH DRILL, UP TO 40mm, APPROX 25 PIECE	
58		10 x REAMERS, SUTTON, ETC	
59		TRUMAX LIVE CENTRE, AS NEW	
60		CALIPERS & DIVIDERS, VARIOUS SIZES, 1 x BOX	

LOT	QTY	DESCRIPTION	NOTE
-----	-----	-------------	------

61



5 x ADJUSTABLE REAMERS, UP TO 2 3/4"

62



TAP & DIE HOLDERS 9 x PIECES

63




QUANTITY DIAL INDICATORS & DRILL SHARPENING GUIDE

64











ENERPAC AIR OVER HYDRAULIC PEDAL CONTROL









65



BLACK HAWK AIR OVER HYDRAULIC PEDAL CONTROL


LOT	QTY	DESCRIPTION	NOTE
66		AIR OVER HYDRAULIC PEDAL CONTROL	
			
67		HYDRAULIC HAND PUMP	
			
68		HYDRAULIC HAND PUMP	
			
69		HYDRAULIC HAND PUMP	
			
70		ENERPAC HYDRAULIC RAM MOD: RTS1002 10,000 PSI 100 TON	
			
71		ENERPAC HYDRAULIC RAM MOD: RTS502 10,000 PSI 50 TON	
			
72		ENERPAC HYDRAULIC RAM MOD: RSM500 10,000 PSI 50 TON	
			
73		3 x HYDRAULIC LIFT RAMS 1 x ENERPAC, 20 TON 1 x POWERTEK, 10 TON 1 x 5 TON	
			

LOT	QTY	DESCRIPTION	NOTE
74		SHINANO 3/4" IMPACT GUN MOD: SI-154OB	
75		MAKITA BABY BELT SANDER & MAKITA TEK DRIVER, 240V	
76		METABO STRAIGHT GRINDER, SCINTILLA 2 SPEED, DRILL, 1/2" CHUCK 240V	
77		WALDOWN TOOL POST GRINDER TYPE: C-O WITH STONE & ORIGINAL CASE	
78		DIE LIFT TROLLEY 500kg RATED	
79		4 x 20 LITRE DRUMS, CRC, COOL EDGE GREASE, ETC	
80		3 x ROLLS PFERD LINISHING TAPE, 80 & 120 GRIT & QUANTITY SEAL MATERIAL CHESTEROL SEALS	
81		9 1/2" SWIVEL BASE MACHINE VICE	

LOT	QTY	DESCRIPTION	NOTE
82		TAPS, REAMERS, DIES, IN TIMBER CASE	
83		3 x ELECTRIC MOTORS, 1 WITH RA DRIVE	
84		HEAVY STEEL WORKSHOP STAND, 135 x 44cm	
85		P&N HAND TAPS, NEW, ASSORTED SIZES, 1 x BOX	
86		ASSORTED DRILL BITS, REAMERS, LATHE CUTTER, ETC, 1 x BOX	
87		ASSORTED DRILL BITS, 2 x BOXES & 1 x BOX DIES & TAPS	
88		4 x ADJUSTABLE TAPPING HEADS, 1 x SHELF	
89		GEBURN HONING TOOL WITH FLEX DRIVE HEAD, STONE & TIMBER CASE, 240V	

LOT	QTY	DESCRIPTION	NOTE
-----	-----	-------------	------


90  DETROIT PEDESTAL WORKSHOP FAN & STEEL FRAME STAND, 3 TIER

91  ASSORTED SEAMLESS PIPE, 180-80OD, VARIOUS LENGTHS & THICKNESS

92  WALDOWN 8" DE GRINDER ON PEDESTAL, 415V

93  2 x GMF 8" DE GRINDERS, 240V


94  ASSORTED STAINLESS SOLID ROUND BAR & TUBE, INCLUDING 20mm OD x 3200L

95  4 x LENGTHS 350 OD BLACK PIPE x 3200L

LOT	QTY	DESCRIPTION	NOTE
96		ASSORTED SOLID ROUND, SQUARE & HEX BAR, ASSORTED LENGTHS ROUND 75-120mm, HEX, 30mm	
			
97		9 x LENGTHS SOLID ROUND BAR, 4140, UP TO 30mm OD, UP TO 3m LONG	
			
98		10 x ASSORTED LENGTHS SOLID CHROME ROUND BAR, 75OD-200D, UP TO 3m LONG	
			
99		2 x T-BOLT SETS	
			
100		2 x T-BOLT SETS	
			
101		BIERNATZKI V2 VERTICAL MILL S/NO: VM/225 POWER FEED, X, Y, Z 1450 x 350 TABLE 415V	
			

LOT	QTY	DESCRIPTION	NOTE
-----	-----	-------------	------

102



PARKINSON 3T HORIZONTAL MILL
 1520 x 310 TABLE
 BAR HOLDER, ASSORTED TOOLING
 SLOTTERS
 MECHANICAL, 415V

103



3 x ANGLE JOB PLATED
 360 x 270 x 480
 300 x 250 x 150
 230 x 210 x 220

104



POLY TUB WHEELBARROW & CONTENTS THREADED ROD

105



OLDFIELD 8' & BAILEY 3' ALLOY A-FRAME LADDERS


106



PAIR ADJUSTABLE PIPE STANDS, HEAVY BASE


LOT	QTY	DESCRIPTION	NOTE
-----	-----	-------------	------

107



VETTER ELECTRIC CHAIN HOIST
500kg, 415V WITH GIRDER TROLLEY

108



ELEPHANT K-75 CHAIN BLOCK
2,000kg WITH GIRDER TROLLEY
SINGLE LEG CHAIN, SOFT & WEB SLINGS

109



ASSORTED SLOTTING CUTTERS, TIMBER BOX

110











WOODMAN DP-109 BENCH DRILL PRESS
16mm, 16 SPEED, MT#2
240V WITH PLATE TOP STAND

111



3 JAW CHUCK, 250 OD, 80 BAR CAP WITH 2 x EXTRA JAW SETS


LOT	QTY	DESCRIPTION	NOTE
112		3 JAW CHUCK, 200 OD, 70 BAR	
113		8" DE GRINDER LINISHER, 240V	
114		TAPS, DIES, MILLS, REAMERS, COUNTER SINK, ETC, PARTS BIN UNIT & CONTENTS	
115		STEEL FRAME BENCH, 1200 x 1000 APPROX	
116		HERCUS SLOTTER 180mm STROKE, MECHANICAL BELT DRIVE 415V WITH ROTARY SLOTTED TABLE, 320mm & ASSORTED TOOLING	
117		ELLIOT MILLING MACHINE HURON HEAD, 1140 x 360 TABLE POWERFEED MITUTOYO NC CONTROLLER 415V	

LOT	QTY	DESCRIPTION	NOTE
118		12 x ASSORTED GRAB KITS INCLUDING COMPRESSION SPRINGS, O-RINGS, ROLL PINS, ETC	
119		25 (APPROX) x RECOIL THREAD REPAIR KITS, BSW, UNC, UNF, METRIC	
120		METRIC HSS TWIST DRILL SET & ASSORTED TAPS & DIES	
121		LARGE QUANTITY TWIST DRILLS	
122		TWIST DRILLS & HEX DRIVES	
123		2 x HOLE SAW KITS, 1 x COMPLETE	
124		RECOIL NES 3 STUD SAVER, 32-128mm	
125		JOINALL & RECORD 2" PIPE CUTTERS & SMALL BRASS TUBE CUTTER	

LOT	QTY	DESCRIPTION	NOTE
126		2 x CLARKSON MT COLLET CHUCK SETS	
127		CLARKSON MT COLLET CHUCK SET & ADJUSTABLE BORING HEAD	
128		COLLET CHUCK, KEYLESS CHUCK, LIVE CENTRE, BORING HEAD, ETC	
129		STEEL WORKSHOP STAND 8mm PLATE TOP APPROX DAWN 150mm VICE & 4 DRAWER FILING CABINET	
130		STEEL SHELF UNIT & CONTENTS PARTS DRAWERS INCLUDING 2 x ROWS TAPS & DIES, EXTRACTOR SETS, AIR FITTINGS, FASTENERS, SPARES, ETC	
131		BOLT CUTTERS, PIPE WRENCH, PRY BARS, LEVELS, SQUARE, ETC, CONTENTS SHADOW BOARD	

LOT	QTY	DESCRIPTION	NOTE
-----	-----	-------------	------

132




1 x DRUM ASSORTED THREADED ROD

133



ASSORTED TAPS, DIES, HOLDERS, ETC, TOP FRIDGE

134



OLD FRIDGE & CONTENTS, ASSORTED FASTENERS, GALV, HIGH TENSILE, STEEL, GREASE NIPPLES, ETC

135



KELVINATOR FRIDGE, MICROWAVE, TABLE, STACKING CHAIRS & 2 x VISITOR ARM CHAIRS

136



VERTEX ROTARY INDEX TABLE WITH 3 JAW CHUCK, 200mm

137


























PLATE TOP WORK STAND, 610 x 460 x 20mm









LOT	QTY	DESCRIPTION	NOTE
138		OXY KIT, TROLLEY GAUGES, HOSE, TORCH	
139		MIG WELDER, CIG TRANSMIG 275, 415V	
140		MIG/ARC, LIQUIDARC HANDYMIG 171i, 240V	
141		PIPE BENDER, 10T WITH 7 x ASSORTED DIES	
142		2 x 9kg LPG BOTTLES WITH TWIN HEAD TORCH & REG	
143		9kg LPG BOTTLE & TORCH	







LOT	QTY	DESCRIPTION	NOTE
144		2 x 9kg LPG BOTTLES WITH LONG HANDLE HEATING TORCH & REG	
145		MITUTOYO OUTSIDE MICROMETER, 300-400mm	
146		MITUTOYO OUTSIDE MICROMETER, 150-300mm	
147		MITUTOYO OUTSIDE MICROMETER, 6-12"	
148		4 x OUTSIDE MICROMETERS, 1-2", 2-3", 3-4" & 0-6"	
149		MITUTOYO METRIC INDICATOR, JOHN BULL MAGNETIC BASE & DIGITAL VERNIER CALIPERS, 150mm	
150		3 x LETTER & 2 x NUMBER PUNCH SETS	
151		MOORE & WRIGHT METRIC DEPTH GAUGE SET, 200-500mm APPROX	








LOT	QTY	DESCRIPTION	NOTE
152		MOORE & WRIGHT IMPERIAL DEPTH GAUGE SET, 3-12"	
153		MITUTOYO VERNIER, 600mm, 24"	
154		MITUTOYO METRIC DEPTH GAUGE SET, 75-300mm	
155		** WITHDRAWN ** WARREN & BROWN ADJUSTABLE REAMER GUIDES	
156		LATHE TOOL CUTTER HOLDER WITH ASSORTED BITS	
157		BORE GAUGE SET, 2 x MITUTOYO DIAL INDICATORS, MAGNETIC BASE, VERNIER CALIPERS	
158		MITUTOYO IMPERIAL DEPTH GAUGE SET, 3-12"	
159		3 x OUTSIDE MICROMETERS, 50-150mm, 75-100mm, 2-6"	




LOT	QTY	DESCRIPTION	NOTE
160		MITUTOYO VERNIER HEIGHT GAUGE, 300mm, MITUTOYO VERNIERS, 200 & 300mm & DIAL INDICATOR	
161		MITUTOYO BORE GAUGE SET, 35-100mm	
162		HEAVY MAGNET BASE WITH MITUTOYO DIAL INDICATOR	
163		PRECISE ENGINEERING PRECISION SLIP GAUGE SET	
164		5 x MITUTOYO OUTSIDE MICROMETERS, UP TO 75mm	
165		ADJUSTABLE PARALLEL SET, 9.53-57.15mm	
166		TOLEDO MECHANICAL TWIN PULLER SET, (LARGE)	
167		TOLEDO SLIDE HAMMER PULLER SET	

LOT	QTY	DESCRIPTION	NOTE
168		2 x TOLEDO MECHANICAL TWIN PULL PULLER SETS, (SMALL & MEDIUM)	
			
169		JBS 1/2 IMPACT HEX DRIVE SET, 3/16"-5/8"	
			
170		JBS 1/2 IMPACT HEX DRIVE SET, 7-17mm	
			
171		MCNAUGHT MINI LUBE & 2 x GREASE GUNS	
			
172		PRESTO PIPE THREADER & PARTS UNIT, ASSORTED THREAD DIES	
			
173		JBS 900mm PIPE WRENCH & RECORD 2340 PIPE WRENCH	
			
174		TOWN & SON AEO RADIAL DRILL, 42" 9 SPEED, 415V WITH 900 x 610 SWING AWAY TABLE	
			
175		HITACHI CN16 SHEET METAL NIBBLER, 240V, AS NEW	
			

LOT	QTY	DESCRIPTION	NOTE
176		HITACHI G10SR3 ANGLE GRINDER, 105mm, 240V AS NEW	
			
177		REPCO 3/4" DRIVE TORQUE WRENCH, UP TO 300/LB	
			
178		SIDCHROME 3/4" DRIVE 32 PIECE SOCKET SET	
			
179		PART 1/4-1/2" DRIVE SOCKET & STAR DRIVE SET	
			
180		2 x SIDCHROME SOCKET SETS, 1/4 & 3/8" DRIVE	
			
181		JBS 1/4 DRIVE SOCKET SET, 46 PIECE	
			
182		HITACHI WR16SA 1/2" IMPACT DRIVER, 240V	
			
183		HITACHI G23SE 9" ANGLE GRINDER & HITACHI 4" GRINDER	
			

LOT	QTY	DESCRIPTION	NOTE
184		BOSCH ORBITAL SANDER, 240V WITH SPARE DISCS	
			
185		BOSCH 1506.1 SHEET METAL SHEAR, 2.8mm, 240V	
			
186		FLEXOVIT 9" CUTTING DISCS	
			
187		FLEXOVIT 4" CUTTING DISCS	
			
188		HITACHI FRICTION CUT OFF SAW, 355mm, 240V WITH SPARE DISCS	
			
189		GMC ROUTER TRIMMER, 240V & SUNBEAM IRON, 240V	
			

LOT	QTY	DESCRIPTION	NOTE
190		AEG JIGSAW & LARGE QUANTITY ASSORTED NEW BLADES	
			
191		2 x DESKS, 2 x FILING CABINETS, DRAFTING TABLE, CHAIRS, ETC, CONTENTS OFFICE	
			
192		STEEL EXTENSION LADDER, 12-22'	
			
193		YUNNAN CY-S206OB GAP BED LATHE, ALL FAULTS	
			
194		MOBILE SLANT STEEL STOCK TROLLEY & CONTENTS, GALV CHANNEL, STEEL TUBE, ROD, ETC	
			
195		2 x STAINLESS STEEL SINKS	
			
196		STAINLESS STEEL SINK & TUB	
			
197		GALV HEAVY DUTY TOOL BOX, 1700 x 1000 x 500 APPROX	
			

LOT	QTY	DESCRIPTION	NOTE
198		ANGLE STEEL SHELF UNIT & 4 BAYS BROWNBUILT SHELVING	
			
199		DIAMOND TIP SAW BLADE, 1100mm APPROX	
			
200		20' SHIPPING CONTAINER, WEATHERED, APPEARS WATER TIGHT, SHELVING & RACK	
			
201		TOYOTA FORKLIFT 1.5T EST MANUAL 2 SPEED PNEUMATIC TYRES 2 STAGE CLEARVIEW MAST, LPG OIL LEAKS, TEMPERAMENTAL BUT RUNS & DRIVES	
		