


































LOT	QTY	DESCRIPTION	NOTE
1		10 x BLACK POLY PIPES UV WHITE COATED 630mm OD, 525ID APPROX 20m LENGTHS APPROX 2 TONNE/LENGTH UN-USED	
2		10 x BLACK POLY PIPES UV WHITE COATED 630mm OD, 525ID APPROX 20m LENGTHS APPROX 2 TONNE/LENGTH UN-USED	
3		10 x BLACK POLY PIPES UV WHITE COATED 630mm OD, 525ID APPROX 20m LENGTHS APPROX 2 TONNE/LENGTH UN-USED	
4		10 x BLACK POLY PIPES UV WHITE COATED 630mm OD, 525ID APPROX 20m LENGTHS APPROX 2 TONNE/LENGTH UN-USED	
5		10 x BLACK POLY PIPES UV WHITE COATED 630mm OD, 525ID APPROX 20m LENGTHS APPROX 2 TONNE/LENGTH UN-USED	
6		10 x BLACK POLY PIPES UV WHITE COATED 630mm OD, 525ID APPROX 20m LENGTHS APPROX 2 TONNE/LENGTH UN-USED	
7		10 x BLACK POLY PIPES UV WHITE COATED 630mm OD, 525ID APPROX 20m LENGTHS APPROX 2 TONNE/LENGTH UN-USED	
8		10 x BLACK POLY PIPES UV WHITE COATED 630mm OD, 525ID APPROX 20m LENGTHS APPROX 2 TONNE/LENGTH UN-USED	
9		10 x BLACK POLY PIPES UV WHITE COATED 630mm OD, 525ID APPROX 20m LENGTHS APPROX 2 TONNE/LENGTH UN-USED	








LOT	QTY	DESCRIPTION	NOTE
10		10 x BLACK POLY PIPES UV WHITE COATED 630mm OD, 525ID APPROX 20m LENGTHS APPROX 2 TONNE/LENGTH UN-USED	
11		10 x BLACK POLY PIPES UV WHITE COATED 630mm OD, 525ID APPROX 20m LENGTHS APPROX 2 TONNE/LENGTH UN-USED	
12		10 x BLACK POLY PIPES UV WHITE COATED 630mm OD, 525ID APPROX 20m LENGTHS APPROX 2 TONNE/LENGTH UN-USED	
13		10 x BLACK POLY PIPES UV WHITE COATED 630mm OD, 525ID APPROX 20m LENGTHS APPROX 2 TONNE/LENGTH UN-USED	
14		10 x BLACK POLY PIPES UV WHITE COATED 630mm OD, 525ID APPROX 20m LENGTHS APPROX 2 TONNE/LENGTH UN-USED	
15		*** VACANT ***	NO GST
15		** WITHDRAWN ** 10 x BLACK POLY PIPES UV WHITE COATED 630mm OD, 525ID APPROX 20m LENGTHS APPROX 2 TONNE/LENGTH UN-USED	
16		*** VACANT ***	NO GST
16		** WITHDRAWN ** 10 x BLACK POLY PIPES UV WHITE COATED 630mm OD, 525ID APPROX 20m LENGTHS APPROX 2 TONNE/LENGTH UN-USED	
17		*** VACANT ***	NO GST
17		** WITHDRAWN ** 9 x BLACK POLY PIPES UV WHITE COATED 630mm OD, 525ID APPROX 20m LENGTHS APPROX 2 TONNE/LENGTH UN-USED	







LOT	QTY	DESCRIPTION	NOTE
18		*** VACANT ***	NO GST
18		 <p> ** WITHDRAWN ** BLACK POLY PIPE WITH UV WHITE COATING 24 x LENGTHS, VARIOUS SIZES & LENGTHS 5 x 3950D x 330IDmm x 10m 1 x 350OD x 280IDmm x 12m 6 x 440OD x 380IDmm x 10m 3 x 350OD x 290IDmm UP TO 10m 6 x 220OD x 185IDmm, 8-10m 1 x 220OD x 185IDmm, 2.5m 2 x 240OD x 210IDmm x 10m </p>	
19		 <p> LARGE QUANTITY BLACK POLY PIPE FITTINGS, BENDS ELBOWS TEES, PITS ETC. LARGE QUANTITY . KINGSTONE BRIDGE ENGINEERING 4 x TEE'S, 450 x 200mmID WITH GALV STEEL FLANGE PLATES 1 x TEE, 370 x 200mmID WITH GALV STEEL FLANGE PLATES 1 x TEE, 290 x 290mmID WITH GALV STEEL FLANGE PLATES 2 x TEE'S, 380 x 380mmID WITH GALV STEEL FLANGE PLATES 1 x TEE, 290 x 290mmID WITH GALV STEEL FLANGE PLATES 2 x TEE'S, 470 x 380mmID WITH GALV STEEL FLANGE PLATES 1 x TEE, 370 x 370mmID WITH GALV STEEL FLANGE PLATES 3 x TEE'S, 360 x 180mmID WITH GALV STEEL FLANGE PLATES 11 x LENGTHS POLY PIPE, UP TO 280IDmm, ODD LENGTHS, 3-10m 16 x LENGTHS POLY PIPE 110OD & 90ODmm, 12m QUANTITY BLACK BLUE STRIPE PIPE, 110 & 90mm, UP TO 12m </p>	
20		 <p> UN-USED FLUID TRANSFER PUMP, BY PUMP ENGINEERING AUST ROBUSHI MOD: RKC125-330 STAINLESS STEEL WITH 270mm IMPELLER DOM: 2009 NEW IN CRATE POWERED BY WEG 4kw ELEC MOTOR MOD: K198STDE2 725RPM, 415V ON FABRICATED SKID </p>	
21		 <p> UN-USED FLUID TRANSFER PUMP, BY PUMP ENGINEERING AUST ROBUSHI MOD: RKC125-330 STAINLESS STEEL WITH 270mm IMPELLER DOM: 2009 NEW IN CRATE POWERED BY WEG 4kw ELEC MOTOR MOD: K198STDE2 725RPM, 415V ON FABRICATED SKID </p>	
22		 <p> UN-USED FLUID TRANSFER PUMP, BY PUMP ENGINEERING AUST ROBUSHI MOD: RKC125-330 STAINLESS STEEL WITH 270mm IMPELLER DOM: 2009 NEW IN CRATE POWERED BY WEG 4kw ELEC MOTOR MOD: K198STDE2 725RPM, 415V ON FABRICATED SKID </p>	






LOT	QTY	DESCRIPTION	NOTE
23		UN-USED FLUID TRANSFER PUMP, BY PUMP ENGINEERING AUST ROBUSHI MOD: RKC125-330 STAINLESS STEEL WITH 270mm IMPELLER DOM: 2009 NEW IN CRATE POWERED BY WEG 4kw ELEC MOTOR MOD: K198STDE2 725RPM, 415V ON FABRICATED SKID	
24		UN-USED FLUID TRANSFER PUMP, BY PUMP ENGINEERING AUST ROBUSHI MOD: RKC125-330 STAINLESS STEEL WITH 270mm IMPELLER DOM: 2009 NEW IN CRATE POWERED BY WEG 4kw ELEC MOTOR MOD: K198STDE2 725RPM, 415V ON FABRICATED SKID	
25		UN-USED FLUID TRANSFER PUMP, BY PUMP ENGINEERING AUST ROBUSHI MOD: RKC125-330 STAINLESS STEEL WITH 270mm IMPELLER DOM: 2009 NEW IN CRATE POWERED BY WEG 4kw ELEC MOTOR MOD: K198STDE2 725RPM, 415V ON FABRICATED SKID	
26		UN-USED FLUID TRANSFER PUMP, BY PUMP ENGINEERING AUST ROBUSHI MOD: RKC125-330 STAINLESS STEEL WITH 270mm IMPELLER DOM: 2009 NEW IN CRATE POWERED BY WEG 4kw ELEC MOTOR MOD: K198STDE2 725RPM, 415V ON FABRICATED SKID	
27		UN-USED FLUID TRANSFER PUMP, BY PUMP ENGINEERING AUST ROBUSHI MOD: RKC125-330 STAINLESS STEEL WITH 270mm IMPELLER DOM: 2009 NEW IN CRATE POWERED BY WEG 4kw ELEC MOTOR MOD: K198STDE2 725RPM, 415V ON FABRICATED SKID	
28		UN-USED FLUID TRANSFER PUMP, BY PUMP ENGINEERING AUST ROBUSHI MOD: RKC125-330 STAINLESS STEEL WITH 270mm IMPELLER DOM: 2009 NEW IN CRATE POWERED BY WEG 4kw ELEC MOTOR MOD: K198STDE2 725RPM, 415V ON FABRICATED SKID	







LOT	QTY	DESCRIPTION	NOTE
29		 <p>UN-USED FLUID TRANSFER PUMP, BY PUMP ENGINEERING AUST ROBUSHI MOD: RKC125-330 STAINLESS STEEL WITH 270mm IMPELLER DOM: 2009 POWERED BY WEG 4kw ELEC MOTOR MOD: K198STDE2 725RPM, 415V ON FABRICATED SKID</p>	
30		 <p>UN-USED FLUID TRANSFER PUMP, BY PUMP ENGINEERING AUST ROBUSHI MOD: RKC125-330 STAINLESS STEEL WITH 270mm IMPELLER DOM: 2009 POWERED BY WEG 4kw ELEC MOTOR MOD: K198STDE2 725RPM, 415V ON FABRICATED SKID</p>	
31		 <p>*** VACANT ***</p>	NO GST
31		 <p>** WITHDRAWN ** FLUID BLEED PUMP, BY PUMP ENGINEERING AUST MOD: Fybroc 1500 SERIES SIZE: 4 x 4 x 10" FIBREGLASS PUMP CASE & IMPELLER POWER BY WEG 30kw ELEC MOTOR 415V, 2955RPM, NEW</p>	
32		<p>*** VACANT ***</p>	NO GST
32		 <p>** WITHDRAWN ** FLUID PUMP BARREN ELUANT, Fybroc MOD: 1500 SERIES DOM: 2009 SIZE: 1.5 x 3 x 8" FIBREGLASS CASE & IMPELLER POWER BY WEG ELEC MOTOR 7.5kw, 2920RP, NEW IN CRATE</p>	
33		<p>*** VACANT ***</p>	NO GST
33		 <p>** WITHDRAWN ** FLUID PUMP TANKER EX-SOL PUMP, Fybroc MOD: 1600 SERIES DOM: 2009 2 x 3 x 6" FIBREGLASS CASE & IMPELLER POWERED BY WEG ELEC MOTOR 4kw, 2890RPM 415V, NEW</p>	
34		 <p>FLUID PUMP, TANKER EX-SOL PUMP, Fybroc MOD: 1600 SERIES DOM: 2009 2 x 3 x 6" FIBREGLASS CASE & IMPELLER POWERED BY WEG ELEC MOTOR 4kw, 2890RPM, 415V, NEW</p>	






LOT	QTY	DESCRIPTION	NOTE
35		SOLZER FLUID PUMP, MOD: A53-200, 100071959 DOM: 2009 BP 100-005 STAINLESS STEEL SPECS: H=74-7m, Q=280-7 I/S, N= 1500RPM POWERED BY WEG W22E2 355kw 415V ELEC MOTOR 1490RP, WEIGHT APPROX 2070kg	
36		SOLZER FLUID PUMP, MOD: A53-200, 100071959 DOM: 2009 BP 100-005 STAINLESS STEEL SPECS: H=74-7m, Q=280-7 I/S, N= 1500RPM POWERED BY WEG W22E2 355kw 415V ELEC MOTOR 1490RP, WEIGHT APPROX 2070kg	
37		SOLZER FLUID PUMP, MOD: A55-250, 100071957 DOM: 2009 BP 100-002 NEW SPECS: H=60-0m, Q=279-2 I/S, N= 1000RPM POWERED BY WEG 280kw ELECTRIC MOTOR 415V 995RPM WEIGHT APPROX 1967kg	
38		SOLZER FLUID PUMP, MOD: A55-250, 100071957 DOM: 2009 BP 100-002 NEW SPECS: H=60-0m, Q=279-2 I/S, N= 1000RPM POWERED BY WEG 280kw ELECTRIC MOTOR 415V 995RPM WEIGHT APPROX 1967kg	
39		GRUNDFOS INLINE PUMP TYPE: CRII20-04 AFGJ-I-E-HQQE MOD: A96500527P10927 DOM: 2009 APPROX 5.5kw, 415V, 2919RPM NEW IN CRATE	
40		GRUNDFOS INLINE PUMP TYPE: CRII20-04 AFGJ-I-E-HQQE MOD: A96500527P10927 DOM: 2009 APPROX 5.5kw, 415V, 2919RPM NEW IN CRATE	
41		2 x GRUNDFOS INLINE PUMPS TYPE: CRI0-06A-A-A-E-HQQE MOD: A96500984P10920 DOM: 2009 2.2kw, 415V, 2895RPM, 50HZ WITH STAINLESS STEEL BASE & MANIFOLD HYDRO NPC-Z	

LOT	QTY	DESCRIPTION	NOTE
42		BLOWER STAINLESS STEEL CASE WITH FLANGE FITTING AND PIPE ADAPTOR. 450 x 400mm DOM: 2008 WEG 5.5kw, 415V 1460RPM, BELT DRIVE AS NEW	
43		4 x GRUNDFOS PRESSURE PUMPS 2 - 25 x 25mm MOD: A96527690P10933 TYPE: CRII-7 A-FGJ-I0E0HQQE 0.370kw, 415V, 2873RPM NEW 2 x MOD: A96527904P10932 TYPE: CRI3-21A-EGJIEHQQE 2.2kw, 415V, 2899RPM, NEW	
44		*** VACANT ***	NO GST
44		** WITHDRAWN ** 2 x FLUID PUMPS, IWAKI MAGNET PUMP, STAINLESS STEEL MOD: NDM50-110IEKKS075A-DD 5.5kw, 2910RPM, 50HZ MOD: 32-125-132-KT STAINLESS STEEL 2.2kw, 2855RPM NEW IN CRATE	
45		*** VACANT ***	NO GST
45		** WITHDRAWN ** VERSA MAGNETIC 2" ULTRAMATIC BOLTED PLASTIC PUMP POLY PROP CONSTRUCTION PNEUMATIC DRIVE, NEW IN BOX	
46		2 x BLACK POLY JOHNSON INFEEED CHUTES 2700 (L) x 220 (W) x 1000 WITH PIPE OUTLET GALV FLANGED APPROX 230OD PIPE OUTLET	
47		ELECTRIC POLE & LINE INSULATORS, ALLOY LINE TIES & CABLE CLAMPS, 1 x PALLET	
48		SWING ARM GANTRY, UN-USED, VECTOR LIFT CLASS 3C SWL: 1000kg 5.6m LONG ARM	








LOT	QTY	DESCRIPTION	NOTE
49		 <p>NEW DEMAG OVERHEAD CRANE DOM: 2009 CABLE LIFT, POWER TRAVEL SWL: 1000kg 415V S/NO: 98004280 WITH POWER CABLE & CONTROL, WITH ELECTRICAL ENCLOSURE IN CRATE</p>	
50		 <p>NEW DEMAG OVERHEAD CRANE DOM: 2009 CABLE LIFT POWER TRAVEL SWL: 1000kg 415V S/NO: 98004280 WITH POWER CABLE & CONTROL, WITH ELECTRIC ENCLOSURE IN CRATE</p>	
51		 <p>AIR HEADER, 8 STATION, NEW P/NO: XFN8028 FM856-859 IN CRATE</p>	
52		 <p>AIR HEADER, 8 STATION, NEW P/NO: XFN8028 FM856-859 IN CRATE</p>	
53		 <p>PRIMING PUMP STATION, DOM: 2009 ETRAVAINI PUMP MOD: TRUB-40-AA0/CM/A3 3kw, 415V, NEW IN CRATE WITH PRESSURE CYLINDER & STAINLESS STEEL ACCUMULATION TANK AND PIPE WORK .</p>	
54		*** VACANT ***	NO GST
54		 <p>** WITHDRAWN ** CHAMPION AIR COMPRESSOR UNUSED MOD: SOC11 DOM: 2009 BOM: 01301350011 S/NO: 21052 , SCREW TYPE 11kw, 415V</p>	
55		 <p>1 x CRATE, NEW, PNEUMATIC SOLENOID VALVES & ACTUATORS, VARIOUS SIZES SMART VALVE POSITIONER, TORK INDUSTRIES, ETC, (FM787 & 788)</p>	








LOT	QTY	DESCRIPTION	NOTE
56		 <p>LIME SYSTEMS BULK BAG LIFTING FRAME SWL: 1.25TONNE NEW</p>	
57		 <p>IWAKI VARIABLE INJECTION PUMP & WEG .37kw, 415V WITH SIEMENS FM-MASFLO VARIABLE DIGITAL DOSING CONTROLLER MOD: MAG5000 IN STAINLESS STEEL FRAME & STAINLESS STEEL CONTROL CABINET IN STAINLESS STEEL FRAME WITH FORK POCKETS NEW</p>	
58		 <p>CHAMPION UPRIGHT AIR RECEIVER, NEW DOM: 2009 DESIGN CODE AS1210 CLASS 3 TEST PRESSURE: 1635KPA DESIGN PRESSURE: 1090KPA S/NO: PC30058 TANK SIZE: 4.5 x 1.2m DIAMETER OVERALL HEIGHT: 4.9m APPROX WEIGHT: 1250kg</p>	
59		 <p>CHAMPION UPRIGHT AIR RECEIVER, NEW DOM: 2009 DESIGN CODE AS1210 CLASS 2B TEST PRESSURE: 1650KPA DESIGN PRESSURE: 1100KPA S/NO: PC30049 TANK SIZE: 2.9 x 0.8m DIAMETER OVERALL HEIGHT: 3.2m APPROX</p>	
60		 <p>TANK & PUMP STRUCTURE 3 x PUMPS DOM: 2009 2 x MAINS SECTIONS SECTION 1: 7.2 x 4.5 x 4.0m WITH HAND RAILS & NON SLIP PLASTIC GRID FLOOR PANELS & GALV MESH TREAD PANELS SECTION 2: 5.5 x 4.5m WITH 3 x PUMPS 2 x ROBUSCHI MOD: RKC SIZE: 125-320 DOM: 2009 WEG ELEC MOTOR 11kw, 970RPM, 415V 1 x SOLUTION PUMP, FIBREGLASS CASE, FYBROC 1600 SERIES 2 x 3 x 6" WEG 5.5kw, 2930RPM, 415V INCLUDES FIBREGLASS CONICAL BASE TANK 50CUBIC/METRE, 4.0 x 4.1m WEIGHT: 2750kg VENTED TOP INSPECTION HATCH MULTIPLE OUTLETS TOP & SIDES & BASE NO: TK-120-003</p>	








LOT	QTY	DESCRIPTION	NOTE
61		 <p>MILD STEEL TANK, UN-USED 7.1 (H) x 4.5m (D) MULTIPLE OUTLETS, BASE OUTLET INSPECTION HATCH TK130-002</p>	
62		 <p>MILD STEEL TANK, UN-USED 7.1 (H) x 4.5m (D) MULTIPLE OUTLETS, BASE OUTLET INSPECTION HATCH TK130-001</p>	
63		 <p>LINE HOPPER TANK IN STEEL FRAME DOM: 2009 AUG P/NO: 7K030-005 2.155 x 1.7SH CONE 90 DEGREES VOL: 5.5 CUBIC METRES 450kg HOPPER WEIGHT WITH VALVE POLY PIPEWORK WITH WORK PLATFORM FOR TOP LOADING W: 3.6 x 3.1m APPROX OVERALL: 9.4m TO PLATFORM: 4.8m WITH LIME SYSTEMS HOPPER</p>	
64		 <p>LARGE FIBREGLASS TANK, NEWALL TK100-01 BARREN LIX H: 7.6m D: 5.0m VOL: 106 CUBIC METRES PRESS ATMOSPHERIC STANDBY BS4994, AS1170-2002 INSPECTION HATCH, MULTIPLE OUTLETS & F/G RISER</p>	
65		 <p>BARREN RESIN TANK, NEWALL TK120-001 H: 4.1m D: 4.0m 90 DEGREE CONE VOL: 50 CUBIC METRES APPROX WEIGHT: 2750kg INCLUDES TRANSPORT FRAME</p>	
66		 <p>BARREN RESIN TANK, NEWALL TK120-003 DOM. 2009. H: 4.1m D: 4.0m 90 DEGREE CONE VOL: 50 CUBIC METRES APPROX WEIGHT: 2750kg INCLUDES TRANSPORT FRAME</p>	
67		*** VACANT ***	NO GST








LOT	QTY	DESCRIPTION	NOTE
67		<p>** WITHDRAWN ** FIRE FIGHTING SYSTEM MOUNTED ON STEEL BASE NEWALL TANK DOM: 2009 H: 4.5m D: 4.0m 40 CUBIC METRE APPROX PUMP 1: IWAKI MAGNETIC PUMP MOD: MDM 40-100 IFCEF 004-D2 WITH 4kw ELEC MOTOR, 2980RPM, 415V PUMP 2: SIZE: 50 x 32 -200mm IMPELLER 175mm 4kw ELEC WEG MOTOR, 415V WITH CONTROL PANEL & CALPEDA PRIMER PUMP, 415V PUMP 3: SIZE: 50 x 32 x 200mm IMPELLER 175mm WITH CONTROL PANEL & SAND FILTER BASE SIZE: 8m (L), 4.3m (W)</p>	
68		<p>2 x POINERT FIRE SUPPRESSION SYSTEMS, WITH CONTROL CABINETS & CYLINDER STORAGE CABINETS EACH INCLUDES 4 ARGON/NITROGEN CYLINDERS, REGULATORS & LINES, NEW</p>	
69		<p>ACID DOSING STATION WITH PUMPS & VALVES 1 x IWAKI METERING PUMP MOD: AXBH-DL6856-15 MAX FLOW: 12.8 LITRES/MIN MAX PRESSURE: 008MPF WEG ELEC MOTOR, 415V BASE: 3.35 x 2.2m PLASTIC ANTI SLIP TREAD STAINLESS STEEL PIPES & VALVES</p>	
70		<p>ACID DOSING STATION WITH PUMPS & VALVES 2 x IWAKI METERING PUMPS MOD: AXBH-DL6856-15 MAX FLOW: 12.8 LITRES/MIN MAX PRESSURE: 008MPF WEG ELEC MOTOR, 415V BASE: 3.35 x 2.2m PLASTIC ANTI SLIP TREAD STAINLESS STEEL PIPES & VALVES</p>	
71		<p>POLY TANK PLATFORM . 4.6 x 3.85m TANK: 7200 LITRE ALL PIPE & VALVES STAINLESS STEEL 4 L/P WATER FILTERS PLASTIC A/S WALK MESH</p>	

LOT	QTY	DESCRIPTION	NOTE
72		 <p>STEEL VALVE & POLY TANK PLATFORM 8.5 x 5.0m 2 x TANKS: 3700 & 7200 LITRE WITH BLACK POLY FITTING & INSULATED COUPLINGS 1 x PRESSURE PUMP 240V GRUNDFOS MOD: CHI-2-40 & P/S PLASTIC NON SLIP WALK GRIDS.</p>	
73		 <p>TOTAL OF 4 ACCESS STAIR SETS WITH PLATFORMS . 1 x LADDERWELD MOBILE PLATFORM ALLLOY. 1 x 1.70 (H) x 2.60m (L) STEEL 1 x 1.40 (H) x 1.95m (L) STEEL 1 x 0.72 (H) x 1.78m (L) STEEL</p>	
74		*** VACANT ***	NO GST
74		 <p>** WITHDRAWN ** UN-USED POLY WATER TANK, 7,200 LITRE</p>	
75		*** VACANT ***	NO GST
75		 <p>** WITHDRAWN ** UN-USED POLY WATER TANK, 13,700 LITRE</p>	
76		*** VACANT ***	NO GST
76		 <p>** WITHDRAWN ** UN-USED POLY WATER TANK, 18,000 LITRE APPROX</p>	
77		 <p>ACCESS STAIRWELL, 5 x SECTIONS 13.2m (H) 4.63 x 2.8m (W) BOLTED CONSTRUCTION UNUSED</p>	

LOT	QTY	DESCRIPTION	NOTE
78		ACCESS STAIRWELL, 5 x SECTIONS 13.2m (H) 3.2 x 4.820m (W) WELDED CONSTRUCTION UNUSED	
79		ACCESS STAIRWELL, 5 x SECTIONS 9.6m (H) 2.6 x 4.14m (W) STAIR WITH HAND RAILS UNUSED.	
80		TOTAL 3 x STAIR SECTIONS 1 x 11 STEPS & 2 x PLATFORMS 10.2m (L) & 0.9m (W) WITH HAND RAILS & GALV FRAME & MESH 1 x 12 STEPS 3.6m (L) & 0.9m (W) WITH HAND RAIL & GALV STEPS 1 x 15 STEPS 4.8m (L) & 0.9m (W) WITH HAND RAIL & GALV STEPS	
81		LARGE QUANTITY STRUCTURAL STEEL, BEAMS & PIPE & HAND RAILS PAINTED 16 x SECTIONS, HAND RAILS UP TO 6m APPROX 60 x LENGTHS 20UC 400UD UP TO 9m LENGTHS 350UB UP TO 9m LENGTHS 250UB UP TO 6m LENGTHS 150 PIPE WITH END BRACKETS & 2 x PALLETS ASSORTED SHORT BEAR PIPE & RHS	
82		LARGE QUANTITY STRUCTURAL STEEL PAINTED 12 x 200UC, 14-UP TO 17m 12 x 200UB, UP TO 5.6m 6 x 400UB, UP TO 6.8m 90 x LENGTHS APPROX LARGE QUANTITY JOINING SECTIONS 200CH, 400UB, 200UC, UP TO 2.5m	
83		AUTOMATIC SECURITY, ACCESS GATE, NEW .BY INNOVATIVE CONTROLS POWERED ROLL AWAY GATE INCLUDES SEPERATE PEDESTRIAN ACCESS GATE, INCLUDES ALL GALV STEEL POSTS AND RAIL, KEYPAD, POWER DRIVE, GEAR RACKS 10.3m WIDE GATE OPENING 13.8m TOTAL LENGTH 2.1m (H) SECURITY SPIKES INCLUDED & HARDWARE	
84		2 x PALLETS WASTE BIN HOLDING POSTS, (22 APPROX), SUIT 240 LITRE WHEELIE BINS 6 x LENGTHS GALV GUARD RAIL & POSTS	



LOT	QTY	DESCRIPTION	NOTE
85		LARGE QUANTITY STRUCTURAL STEEL, CHANNEL, UB & UC, FMS 67 x LENGTHS 6m UP TO 8m OF UC, UB, 250UB, 200UC, 20CH, ETC APPROX 50 x PIECES SHORTS UB & K & CH, 1-2.5m GREAT LOT!	
86		WELDED TANK FRAME STRUCTURES 3.2 x 5.6m (H) 14 x SECTIONS WITH SUPPORT STEEL WORK	
87		3 WAY STAIR SECTIONS, 7 x STEPS WITH PLASTIC NON SLIP FLOOR GRATE, 1800 (L) x 2200 (W) x 1250 (H)	
88		*** VACANT ***	NO GST
88		** WITHDRAWN ** LARGE QUANTITY GALV MESH WALK PANELS APPROX 60 x SECTIONS UP TO 4.6m x 1200mm SECTIONS 2.5m x 1200mm WITH INFILL SECTIONS	
89		LARGE QUANTITY YELLOW UN-USED HAND RAIL, APPROX 30 x PIECES UP TO 6m (L) & 2 x PALLETS I-BEAM OFF CUT SHORTS	
90		*** VACANT ***	NO GST
90		** WITHDRAWN ** 11 x ROCKLA CULVERTS 1080 760 1400 MM & CONCRETE PLATES	
91		GALV LIGHT POST, 6m (H) WITH 2 x PIER LIGHT 400HPS LAMPS	
92		*** VACANT ***	NO GST

LOT	QTY	DESCRIPTION	NOTE
92		** WITHDRAWN ** CONCRETE BLOCKS & PIPE STANDS, 19 x PALLETS	
93		*** VACANT ***	NO GST
93		** WITHDRAWN ** 9 x COLLAPSIBLE STEEL STILLAGES & CONTENTS POLY PIPE FITTING, TEE ELBOWS, BUTTERFLY VALVES, UP TO 500MM BY KEYSTONE . POLY SHEET, 2400 x 1200 x 20 APPROX ELEC CONDUIT ORANGE & BLUE LINE POLY PIPE	
94		*** VACANT ***	NO GST
94		** WITHDRAWN ** 17 x COLLAPSIBLE STEEL STILLAGES 1200 (L) x 1000 (W) x 850mm (D) GREY	
95		6 x ROLLS BLACK PVC DAM LINER 7m (W), 1mm THICK 200m (L) APPROX APPROX 4 TONNE	
96		*** VACANT ***	NO GST
96		** WITHDRAWN ** 31 x WALKWAY SECTIONS, 150mm GALV CHANNEL FRAMES, TREATED PINE TOPS, 3000 x 1200mm	
97		POLY TANK ON SKID BASE, YELLOW, 2000 LITRE	
98		*** VACANT ***	NO GST
98		** WITHDRAWN ** LARGE QUANTITY GREY CONCRETE PAVERS 31 x PALLETS 240 x 120 x 50mm APPROX 300 SQUARE METRES & 11 x PALLETS BESSER BLOCKS, 380 x 190 x 90mm	





LOT	QTY	DESCRIPTION	NOTE
99		 3 x UPRIGHT CONCRETE TANKS, BIOCYCLE	
100		 LARGE LOT DAM MESH, 17 x ROLLS PVC BLACK 4.3m (W) EST 100m EACH	
101		 LARGE LOT DAM MESH, 13 x ROLLS PVC BLACK 4.3m (W) EST 100m EACH	
102		*** VACANT ***	NO GST
102		 ** WITHDRAWN ** QUANTITY SHED FRAME COMPONENTS 4.6m UPRIGHTS 5.7m CABLE 12m CHANNELS FACIA PANEL WALL & ROOF IRON 4 x ASSORTED ROLLER DOORS 2 x POSSIBLE IN-COMPLETE SHEDS, DOMESTIC & RURAL	
103		 5 x STAINLESS STEEL CONES, 10mm THICK APPROX 1400mm DIAMETER THE ULTIMATE FIRE PIT	
104		 9.1/2 x CRATES STAINLESS STEEL PIPE SUCTION SCREENS APPROX 300 PIECES, FM004-008	
105		 4 x PALLET STAINLESS STEEL PIPES & FITTINGS WITH 2 x CRATES STAINLESS STEEL ENCLOSURES & 1 x PALLET GALV THREADED STUDS & NUTS, 400 x 30mm NEW (2 x SMALL CONES NOT INCLUDED)	








LOT	QTY	DESCRIPTION	NOTE
106		 JOHNSON SCREEN CS110-001 STAINLESS STEEL 0.5mm SCREENS 2600 (W) x 1700mm SS-2-45-2500-118356/A	
107		 JOHNSON SCREEN CS110-001 STAINLESS STEEL 0.5mm SCREENS 2600 (W) x 1700mm SS-2-45-2500-118356/A	
108		*** VACANT ***	NO GST
108		 ** WITHDRAWN ** JOHNSON SCREEN CS110-001 STAINLESS STEEL 0.5mm SCREENS 2600 (W) x 1700mm SS-2-45-2500-118356/A	
109		*** VACANT ***	NO GST
109		 ** WITHDRAWN ** JOHNSON SCREEN CS110-001 STAINLESS STEEL 0.5mm SCREENS 2600 (W) x 1700mm SS-2-45-2500-118356/A	
110		*** VACANT ***	NO GST
110		 ** WITHDRAWN ** JOHNSON SCREEN CS110-001 STAINLESS STEEL 0.5mm SCREENS 2600 (W) x 1700mm SS-2-45-2500-118356/A	
111		 SCRAP INSULATED CABLE 3 x PART ROLLS 20mm 4 CORE, ORANGE COMMS CABLE PART ROLL BLACK ARMoured	
112		 MIXTEC-INSTAMIX PIPE SECTION WITH INTERNAL MIXING BLADES . 700KPA S/NO: MC2484701 O/NO: 70031-203-1023 2m (L) FM788-786	

LOT	QTY	DESCRIPTION	NOTE
113		 <p>1990 LEES CONTAINER FORKLIFT HOURS: 5,533hours CUMMINS, 6 CYLINDER TURBO LT10, DIESEL, 24 TONNE S/NO: FL16A301 RATED 24000kg @1200mm BLADE POSITION TARE WEIGHT: 36,650kg LIFT HEIGHT: 3353mm REF NO LEES. D50 OPERATING RPM: 2100 A/C CAB TYNE LENGTH: 2400mm (NO PAPERS, NO OWNER'S MANUAL, NO SERVICE BOOKS)</p>	
114		 <p>GENSET, CUMMINS POWER 6 CYLINDER TURBO. MOD: S550D5E DOM: 2010 S/NO: K10S101539 PRIME KW 400 PRIME RATED KVA 500 STAMFORD ALTERNATOR 240/416V 50HZ 1500RPM, HOURS: 10,035</p>	
115		 <p>GENSET, CUMMINS POWER 6 CYLINDER TURBO. MOD: QSX15-G8 HOURS: 8,405 TURBO DIESEL STAMFORD ALTERNATOR KVA BASE RATE 600 KW BASE RATE 480 50 HZ. 1500 RPM . VOLTS 380</p>	
116		 <p>GENSET, CUMMINS 6 CYLINDER TURBO MOD: QSX15-G8 HOURS: 10,463 TURBO DIESEL STAMFORD ALTERNATOR PRIME RATED KVA 500 PRIME RATED KW 400</p>	
117		 <p>GENSET, CUMMINS 6 CYLINDER TURBO. MOD: C550D5 RATED KW 400 KVA 500 HOURS: 16,702 DOM: 2008 ENG QSX 15 G8</p>	
118		 <p>GENSET, CUMMINS 6 CYLINDER TURBO. MOD: C550D5 RATED KW 400 KVA 500 HOURS: 8,726 DOM: 2008 1500RPM 4 TONNE</p>	

LOT	QTY	DESCRIPTION	NOTE
119		*** VACANT ***	NO GST
119		 <p>** WITHDRAWN ** IVECO STRALIS PRIME MOVER . ENGINE ALL FAULTS . INTERNAL DAMAGE. VIN . WJMS2NSKO04302360. CODE S2NSK02. 545719 KMS SHOWING. 6X4. AIR BAG SUSPENSION. HWY RATING 50.00 GCM. GVM/GTM 24.00</p>	
120		 <p>2000 TOYOTA H2J78R-RJMNSQ LANDCRUISER TROOP CARRIER/AMBULANCE 4x4 REG: XDX 507 VIN: JTERB73J209000183 ODO: 175,325kms SHOWING 1HZ TURBO DIESEL, MANUAL TRANSMISSION, 4x4 BULL BAR, WARN SERIES WOUND WINCH LUGGAGE ROOF RACK 2 x SPARE WHEELS MULTIPLE STORAGE COMPARTMENTS ALL LOOSE MEDICAL EQUIPMENT & SAT PHONE NOT INCLUDED DUAL BATTERIES (NO PAPERS, NO OWNER'S MANUAL, NO SERVICE BOOKS)</p>	

SALVAGE AREA

121		 <p>ALLIGHT MOBILE GENSET LISTER 3 CYLINDER DIESEL DELTA ALTERNATOR 8KVA 240V CONDITION UNKNOWN 3,430kms SHOWING NOTE: TRAILER HITCH MISSING</p>	
122		 <p>SKEL TRAILER P/NO: AX901 20'/BOGIE AXLE NO COMPLIANCE PLATE ID PLATE: KT2490787 SPRING SUSPENSION</p>	
123		 <p>2 x OIL/DIESEL TANKS, PORTABLE APPROX 1500 LITRE WITH CRANE LIFT POINTS & FORK POCKETS INSPECTION HATCHES APPROX 2m (H) & 1m DIAMETER</p>	
124		 <p>NOBLE LIFTING FRAME & ARE 200kg INTERNAL 960mm DIAMETER MOD: NAZ7409 WLL: 2 TONNE STAINLESS STEEL TANK ON SKID WITH LIFT HOOK POINTS & FORK POCKETS GALV FRAME TANK APPROX 150 LITRE CAPACITY & CONTROL CABINET</p>	

LOT	QTY	DESCRIPTION	NOTE
125		*** VACANT ***	NO GST
125		 <p>** WITHDRAWN ** SHADE CLOTH SUPPORT FRAME GALVED . 17 x PIPE UPRIGHTS, FLANGED GALV, 9m, 210ODmm 15 x PIPE BRACES x 10m, 170mm OD</p>	
126		*** VACANT ***	NO GST
126		 <p>** WITHDRAWN ** PAIR MOBILE AIR COMPRESSORS, SULLAIR ALL FAULTS, CONDITION UNKNOWN MOD: 425 DOM: 2008 HOURS: 4,721 CAT DIESEL TURBO, 3054C MOD: 425 JOHN DEERE DIESEL, 4 CYLINDER, 45TF250, TURBO</p>	
127		 <p>** WITHDRAWN ** 1984 FRUEHAUF TRI-AXLE CONVERTED WATER TANK REG: TYS 679 SPRING SUSPENSION, ALLOY TANK CAPACITY: 31,500 LITRE UNIT S/NO: 32395 ALL FAULTS SOME FRAME CRACKS PUMP: YANMAR DIESEL MOD: LNON5 4" CENTRIFUGAL PUMP TO MULTI OUTLETS & SPRAY BAR (NO PAPERS)</p>	
128		 <p>STAINLESS STEEL TANK 5.1 x 3.1m OVERALL 6.1 2 TOP INSPECTION HATCH TOP 1 BOTTOM 30000 LITRES APPROX</p>	
129		 <p>PAIR TRANSFORMERS, AUSTRALIAN TRANSFORMER P/L 500KVA, ALL FAULTS TOTAL WEIGHT: 2675 EACH 11000-415V</p>	
130		 <p>TRANSFORMER, WILSON ALL FAULTS, BAD LEAKS 500KVA 2,470kg TOTAL 11000/430V (NOT INCLUDING SHELTER)</p>	
131		 <p>TRANSFORMER, RESITRA TRANSFORMER TECHNOLOGY 3 PHASE/CAST RESIN TYPE 315KVA TYPE: KF440 MASS: 1,490kg ALL FAULTS 11000/433V</p>	

LOT	QTY	DESCRIPTION	NOTE
-----	-----	-------------	------

132



TRANSFORMER, RESITRA TRANSFORMER TECHNOLOGY
 3 PHASE/CAST RESIN TYPE
 315KVA
 TYPE: KF440
 MASS: 1,490kg
 ALL FAULTS
 11000/433V

133



TRANSFORMER, RESITRA TRANSFORMER TECHNOLOGY
 3 PHASE/CAST RESIN TYPE
 315KVA
 TYPE: KF440
 MASS: 1,490kg
 ALL FAULTS
 11000/433V

134



TRANSFORMER, RESITRA TRANSFORMER TECHNOLOGY
 3 PHASE/CAST RESIN TYPE
 315KVA
 TYPE: KF440
 MASS: 1,490kg
 ALL FAULTS
 11000/433V