











LOT	QTY	DESCRIPTION	NOTE
1		 RECEPTION DESK, 1800 x 1800mm, BEECH/STORM LAMINATE & CORNER UNIT, 900 x 900mm, RECEPTION TABLE & 2 x OFFICE CHAIRS	
2		 4 VISITORS CHAIRS, 2 BLACK FABRIC & 2 GREY	
3		 CURVED FRONT EXEC DESK, BEECH/STORM LAMINATE, GAS LIFT CHAIR, VISITOR CHAIR & MATCHING BOOKCASE	
4		 CURVED FRONT EXEC DESK, TWIN PEDESTAL, 2100 x 900mm & GAS LIFT CHAIR	
5		 COMPUTER DESK, 1400 x 700mm, CREAM LAMINATE BOOKCASE, 1800 x 1300mm	
6		 CURVED FRONT EXEC DESK, 1800 x 900mm, BEECH/STORM LAMINATE	
7		 FELLOWS P500-2 SHREDDER & TIFFANY MICROWAVE	
8		 3 x DESKS, 1800 x 900mm, BEECH/STORM LAMINATE, PINBOARDS & 2 x TYPISTS CHAIRS	

LOT	QTY	DESCRIPTION	NOTE
9		80+ PARTS WORKSHOP ENGINEERING MANUALS, (CHRISTMAS READING)	
10		SET API GAUGES, HARDENED GROUND, 2 7/8- 8 5/8" COMPLETE SET	
11		MEETING ROOM TABLE, BEECH LAMINATE, 2100 x 900mm & 6 x PADDED STEEL FRAMED CHAIRS	
12		SURE SAFE FIRE PROOF SAFE MOD: OWSAFE350 500 x 400 x 400mm KEY COMBINATION (HAVE KEY), & COMBO	
13		2 x PALLETS, 2 x COLDENSON AIR RAMS/CLAMPS, IDLERS, HOOKS & BRAIDED HOSE, PARTS, ETC	
14		META SERV POLISHER GRINDER, 240V	
15		7 x HEAT LAMPS	
16		3 x WALL MOUNT FANS	
17		PAIR x WALL MOUNT FANS	

LOT	QTY	DESCRIPTION	NOTE
18		 PAIR x WALL MOUNT FANS	
19		 TILT / ROTATING MACHINE SLOTTED TABLE . ,PLUS 500 x 200mm, SLOTTED MACHINE TABLE , 600mm X 250 mm	
20		 QUANTITY SOFT JAW SETS, LATHE TOOLS, CUTTERS, ETC, 2 x PALLETS	
21		 WELDING SOURCE, LINCOLN IDEALARC, CV500-1 500AMP, 415V WITH REMOTE WELDING WIRE FEED LINCOLN NA-5R INTERFACE ADAPTOR & DYNA FLUX COOLER	
22		 HORIZONTAL BANDSAW, COSEN MOD: AH-300H DOM: 2002 STRAIGHT CUT AUTO VARIABLE FEED . HYDRALIC BLADE TENSIONER. HYDRALIC SHUTTLE FEED SYSTEM, , INFEEED & OUTFEED ROLLERS & AUGER DISCHARGE & SPARE BLADES, 415V	
23		 PAIR ROLLER FEED STANDS, 450mm, ADJUSTABLE HEIGHT.	
24		 ENERPAC HAND PUMP, HOSE & FITTINGS	

LOT	QTY	DESCRIPTION	NOTE
-----	-----	-------------	------

25



2 x ENERPAC HAND PUMPS, RAM & FITTINGS

26



BLACK LIGHT INSPECTION LAMP & MAKTEC GRINDER, 4"

27



PALLET PARTS, ELECTRICAL ,GREASE GUN, ALUMITE, ARDROX CANS, ETC

28



AIR OP GREASE PUMP, PUMP MASTER WITH PART DRUM MOLYKOTE

28a













STEEL PEDESTAL BASE





28b



STEEL PEDESTAL BASE


LOT	QTY	DESCRIPTION	NOTE
28c		TAPER TOOL No 50 REMOVER STAND	
			
29		COMPUTERS, SERVERS, MONITORS, STATIONERY, FAX, 1 LARGE LOT. PIN BOARDS CORDS ETC. (NOTE NO HARD DRIVES)	
			
30		PAIR 415 VOLT REDUCTION DRIVE MOTORS, PRESSURE PUMP, BEARINGS, CHAIN & BULK FASTENERS, 3 x PALLETS	
			
31		DIAPHRAGM AIR PUMP, ALEMLUBE	
			
32		AEROSOL PAINTS, DYMARK, DULUX & EP GREASE CARTRIDGES, 1 x PALLET	
			
33		3 x ROTARY DRUM PUMPS, 205 LITRE & HOSE	
			
34		4 x ASSORTED FREESTANDING PARTITIONS, 1900 x 1350mm	
			
35		OPEN FRONT INDUSTRIAL SPRAY BOOTH, OLIVER SPRAY SYSTEMS MOD: AAT21-3000 DFBOOTH 2.2kw, 415V FAN 3000 x 2550 x 1500mm (D) WITH SIDE EXIT DUCTING AND ELECTRICAL CONTROL PANEL. BOLTED CONSTRUCTION	
			

LOT	QTY	DESCRIPTION	NOTE
36		MOBILE STEEL STAND, LOWLINE STEEL WORKERS TABLE & BOOKSHELF	
			
37		NO PARKING & LOADING ZONE STENCILS	
			
37a		OUTDOOR TABLE & 6 x OUTDOOR ALLOY & 6 x PVC CHAIRS	
			
37b		2 x PLATE TOP LOCKER ROOM BENCH SEATS	
			
38		4 BOX TABLES, 300 x 300 X 550 x 25mm PLATE & 2 x ANGLE STEEL	
			
39		SLOTTED TABLE 2 SIDED. , 650 x 450 x 400mm SUIT RADIAL ARM	
			
40		SPILL FIX, 20 LTRS HYDRACHLORIC ACID & 2 X 20 LTRS RUST GUARD	
			
41		ASSORTED CASTORS, BEARING BLOCKS SHAFTS & TOOLING	
			

LOT	QTY	DESCRIPTION	NOTE
42		CUSTOM LENGTH LONG SERIES DRILLS & BORING CUTTERS x 11 & CUTTERS	
43		1 x CRATE STEEL COMPONENTS, ETC	
44		DIE LIFT TROLLEY, 500kg	
45		DYMARK LINE MARKER & CANS OF PAINT	
46		2 x CRATES BORING BARS THREADS, ENDS & EXTENSIONS	
47		KAMBROOK VACUUM, FIRST AID KIT & AIR HAMMER	
48		200 LITRE FULL DRUM HI TEC PARTS WASH SOLVENT	

LOT	QTY	DESCRIPTION	NOTE
-----	-----	-------------	------

49 WORK LIGHT ON POLE & ASSORTED AIR HOSE & FITTINGS



50 RAIL, PIPE & PLASTIC CONDUIT



51 OLD SCHOOL MACHINISTS CABINET, 1000 x 850 x 650mm, 2 x DOOR, STEEL WITH WOODEN DRAWS.



52 2 x DOOR, STEEL STOCK CABINET, 2 x 1m



53 2 x DOOR, STEEL STOCK CABINET, 180cm



54 2 x DOOR, STEEL STOCK CABINET, 180cm



LOT	QTY	DESCRIPTION	NOTE
-----	-----	-------------	------

55



2 x DOOR, STEEL STOCK CABINET, 180cm

56



2 x DOOR, STEEL STOCK CABINET, 160cm

57



2 x 4 DRAWER, STEEL FILING CABINETS, GREY

58











3 x 2 DOOR STEEL LOCKERS, GREY

59



2 x 4 DOOR STEEL LOCKERS, BEIGE

LOT	QTY	DESCRIPTION	NOTE
60		2 x SMALL DATA CABINETS	
61		TAIL STOCK, 600 x 400mm	
62		1 x BOX (8) M/T LIVE CENTRES, No3-No6	
63		FACE PLATE, 350mm & 4 JAW CHUCK	
64		SOCITE GENEVOISE, TILTING ROTARY TABLE, 350mm DIAMETER, TYPE: P1-5 S/NO: 1749	
65		MIMIK HYDRAULIC COPY ATTACHMENT WITH ROTARY FACE ON PALLET	
66		1 x TIMKEN BEARING, PN L467549 400mm DIAMETER APPROX	
67		2 x CRATES AR GREASE PUMP, SPRINGS & PARTS	

LOT	QTY	DESCRIPTION	NOTE
68		 <p>CHAIN SET, SLING, RACK, TWIN LEG, 13mm & SHORTENERS & 3 LEG DRUM GRAB</p>	
69		 <p>GEARED HEAD DRILL, Z5035 SLOTTED SWIVEL TABLE & BASE 9 SPEED, No4 MT AUTO FEED. 100-1450RPM 415V</p>	
70		 <p>MORSE TAPER DRILL SET & CUSTOM RACK, 90 DRILLS, No2-No4 M/T</p>	
71		 <p>LONG SERIES STRAIGHT SHANK DRILLS, 6-13mm, 1 x BOX APPROX 15 PCE.</p>	
72		 <p>CNC LONG BED LATHE, PINNACLE MOD: PKBN4540 DOM: 2003 S/NO: 03070288 TOTAL HOURS: 7187 DIMENSIONS: 1740mm, GAP BED SWING 5000mm BETWEEN CENTRES 153mm BORE 2 x FACTORY STEADIES, 2 x CUSTOM STEADIES MITSUBISHI CONTROLLER COMPLETE OVERHAUL 2014 MANUALS INCLUDED & TOOLING IN CRATE</p>	
73		 <p>NC BIG BORE . LONG BED LATHE, AJAX MOD: FEL-42120BH-3A DIMENSIONS: 1060mm SWING 3000mm BETWEEN CENTRES 360mm BORE 4 WAY TOOL POST & ACCESSORIES 4-300ROM 415V</p>	

LOT	QTY	DESCRIPTION	NOTE
-----	-----	-------------	------

74 WELDING CURTAINS & NEW STRIPS ON PALLET, 1800mm (H)



75 COMPRESSED AIR PACKAGE SYSTEM
TO INCLUDE:
COMPRESSOR, INGERSOLL-RAND
MOD: UPS-22-8
ROTARY SCREW
DOM: 2005
3.34 CUBIC MTRS P.M CAP
HOURS: 48,885
PIPEWORK TO VERTICAL AIR RECEIVER TANK
2500 x 500mm
WITH AUTO DRAIN, 415V
ALL SERVICED 17/7/19
& GARDEN SHED ENCLOSURE & DUCTING



76 COVERED SPILL BASE, 8 x 205 LITRE DRUM CAPACITY , 2400 x 120mm WITH CANVAS FRAMED COVER



77 3 x JUST RITE SPILL BASES, 600 x 1200mm APPROX



78 20' SHIPPING CONTAINER WITH VENT IN ROOF , GOLD



79 4 x LENGTHS 200UB STEEL x 18m WITH WELDED SUPPORT BRACKET, (WAS PART OF UNLOADING SYSTEM)












80 16 x CONCRETE BARRIERS, 3m(L) WITH FORK CUTOUTS












81 6 x AIR OP LIFT & ROTATE LOADING RAMS, EACH WITH STEEL IDLER TOPS, WITH HEAVY DUTY STEEL BASES & 2 x AIR DRIVES F/R








LOT	QTY	DESCRIPTION	NOTE
82		 2 x HEAVY DUTY WIRE BASKET STILLAGES, 900 x 600 x 600mm	
83		 QUANTITY THICK WALL DRILL PIPE, UP TO 35mm WALL UP TO 5mtrs, ASSORTED THREADED ROD, PIPE, BAR, ET	
84		 ASSORTED MACHINE PLATFORMS, BASES & BLOCKS	
85		 STEEL PLATE MARK OUT BENCH, 4000 x 1500 x 12mm TOP, HEAVY DUTY BOX STEEL BASE	
86		 TUBE STEEL BENCH WITH ROLL OUT FRAME, 2400 X 1200m PLY TOP	
87		 PAIR C-CHANNEL STEEL STOCK RACKS, 3 TIER, 2000 x 1800mm, 1.5-3.5T CAP	
88		 PAIR C-CHANNEL STEEL STOCK RACKS, 3 TIER, 2000 x 1800mm, 1.5-3.5T CAP	
89		 DOUBLE SIDED STEEL STOCK RACK, 3 TIER, 2100 x 4000mm, HEAVY DUTY	
90		 3 x BROWNBUILT SHELF UNITS	

LOT	QTY	DESCRIPTION	NOTE
91		2 TIER HEAVY DUTY STEEL BENCH, 1800 x 700mm	
			
92		4 DRAWER FILING CABINET, STEEL BASE & 1 x PALLET THREADED COUPLERS	
			
93		COMPACTUS SYSTEM, 1900 x 900mm, 3 BAY	
			
94		3 x STEEL MACHINE STANDS, 750 x 750mm & 750 x 350mm	
			
95		TREADED ACCESS STEPS & BACK RAIL, 2600 x 600mm, DOUBLE SIDED STEPS	
			
96		10x5' TANDEM AXLE TRAILER REG: YFZ 943 VIN / CHASSIS: 679720005421LF012 TARE: 580kg MAX LOAD: 1999kg ELECTRIC BRAKES FITTED (NO PAPERS)	
			
97		MACHINIST STAND, 1200 x 600mm, 2 TIER	
			
98		MACHINIST STAND, 1200 x 600mm, 2 TIER	
			
99		2 TIER PLATE STEEL BENCH, 2300 x 700mm	
			

LOT	QTY	DESCRIPTION	NOTE
100		MULTI STAGE GAS BOTTLE RACK	
			
101		TUBE STEEL BENCH, 6.2mm WITH SPLASH BACK	
			
102		HARDENED STEEL THICK WALL/BLOCK OFFCUTS, 4 x PALLETS	
			
103		HARDENED STEEL THICK WALL/BLOCK OFFCUTS, 4 x PALLETS	
			
104		HARDENED STEEL THICK WALL & SOLID BAR OFFCUTS, 6 x PALLETS	
			
105		PIPE CAPS, SPACERS, SUIT PACKING FREIGHT, SOME STEEL LINED, 8 x PALLETS/CRATES	
			
106		PIPE CAPS, SPACERS, SUIT PACKING FREIGHT, SOME STEEL LINED, 8 x PALLETS/CRATES	
			
107		50 x 50mm TUBE OFFCUTS, 1200mm APPROX, 1 x PALLET	
			
108		PAIR IDLER STANDS	
			

LOT	QTY	DESCRIPTION	NOTE
109		 PAIR IDLER STANDS	
110		 FLUME, EXTRACTOR & DUCTING WITH FAN	
111		 IBC, 1000 LITRE	
112		 ASSORTED OILS, NEW & OPEN, MACHINE OIL, GREASE, ETC, 2 x PALLETS	
113		 CHROME OFFCUT & THREADED ROD, 1 x PALLET	
114		 STEEL FRAME BENCH BENCH, 2100mm BOARD TOP	
115		 ADJUSTABLE HEIGHT BENCH, PLY TOP, TUBE STEEL BASE, 3000mm	
116		 ASSORTED RUBBER BELTING LENGTHS	
117		 3 x PARTS PICK TROLLEYS, 1200 x 500mm	

LOT	QTY	DESCRIPTION	NOTE
118		2 x PARTS PICK TROLLEYS, 1200 x 500mm	
119		2 x PARTS PICK TROLLEYS, 1200 x 500mm	
120		2 x PARTS PICK TROLLEYS, 1200 x 500mm	
121		MESH MACHINE SAFETY FRAME, 4.5m APPROX	
122		QUANTITY TIMBER BEARERS, CRATES & DUNNAGE	