

LOT	QTY	DESCRIPTION	NOTE
-----	-----	-------------	------

1



ELECTRICAL TOOL KIT - ETK165  
 INCLUDING  
 STANLEY HEAVY DUTY SINGLE LID TOOL BOX, IRWIN BIG FOOT TOOL CARRY BAG, SIDCHROME SPANNER COMBINATION RING O/E SET 6-19MM - 14 PIECES, KLEIN ET200 VOLTAGE TESTER, ABW TELESCOPIC INSPECTION MIRROR 50X25MM, KEDMAN QUICK WEDGE INSULATED SCREWDRIVER 203X4.76MM, TOLEDO STEEL RULE METRIC/IMPERIAL 300MM, TOLEDO STEEL RULE METRIC/IMPERIAL 150MM, ECLIPSE SCRIBER ENGINEERS 220MM, STANLEY ADJUSTABLE COMBINATION SQUARE 300MM, LUFKIN EZY-READ STEEL TAPE MEASURE 8MX25MM, ECLIPSE NUT DRIVER 10MM, STANLEY RETRACTABLE KNIFE, STANLEY FOLDING KNIFE, WILLIAM WHITELEY & SONS ELECTRICIAN SCISSORS, WIHA LONG REACH SCREWDRIVER FLAT 3MM, GENERAL OFFSET RATCHET SCREWDRIVER (FLAT & PHILLIPS), PELICAN HEAD LAMP 4XAA (NEW IN BOX), PELICAN MITYLITE TORCH 2340C 2XAA, T&E MIDGET SPANNER SET 4-11MM - 10 PIECES, WATTMASTER ELECTRICIANS SCREWDRIVER SET - 3 PIECES, JBS FLAT SCREWDRIVER MK3 38X6MM, JBS PHILLIPS SCREWDRIVER MK3 38X6MM, JBS COMBINATION RATCHET SPANNER RING/OPEN 10MM, JBS COMBINATION RATCHET SPANNER RING/OPEN 13MM, BONDHUS ALLEN KEY BALL END SET METRIC 1.5-10MM - 9 PIECES, BONDHUS ALLEN KEY BALL END SET IMPERIAL 1/16-1/4 INCH - 10 PIECES, BONDHUS BALL END DRIVER 4MM, BONDHUS BALL END DRIVER 5MM, CRESCENT LINESMAN PLIERS 200MM, IRWIN VISE-GRIPS STRAIGHT JAW 175MM, KNIPEX LONG NOSE PLIERS STRAIGHT 200MM, KNIPEX LONG NOSE PLIERS BENT 200MM, SIDCHROME CENTER PUNCH, CRESCENT STRAIGHT SERRATED MULTIGRIPS 250MM, SIDCHROME ADJUSTABLE WRENCH 300MM, SIDCHROME ADJUSTABLE WRENCH 150MM, IRWIN JUNIOR HACKSAW 150MM, ECLIPSE HACKSAW 300MM, 2 X ASSORTED EBONY BRASS PADLOCKS, TROJAN BALL PEIN HAMMER 675G, JBS FOUR ROW STAINLESS STEEL WIRE BRUSH, 7 X ASSORTED NICHOLSON FILES & HANDLES FOR FILES.

LOT	QTY	DESCRIPTION	NOTE
-----	-----	-------------	------

2



ELECTRICAL TOOL KIT - ETK117  
 INCLUDING  
 STANLEY HEAVY DUTY SINGLE LID TOOL BOX, IRWIN BIG FOOT TOOL CARRY BAG, ORANA CANVAS TOOLBAG (400MM), SIDCHROME SPANNER COMBINATION RING O/E SET 6-19MM - 13 PIECES, KLEIN ET200 VOLTAGE TESTER, ABW TELESCOPIC INSPECTION MIRROR 50X25MM, KEDMAN QUICK WEDGE INSULATED SCREWDRIVER 203X4.76MM, TOLEDO STEEL RULE METRIC/IMPERIAL 300MM, TOLEDO STEEL RULE METRIC/IMPERIAL 150MM, ECLIPSE SCRIBER ENGINEERS 220MM, LUFKIN EZY-READ STEEL TAPE MEASURE 8MX25MM, ECLIPSE NUT DRIVER 10MM, STANLEY RETRACTABLE KNIFE, STANLEY FOLDING KNIFE, NOGA DEBURRING TOOL HANDLE + BLADES, RUKO GMBH RATCHET TAP WRENCH M3-M10, WILLIAM WHITELEY & SONS ELECTRICIAN SCISSORS, WIHA LONG REACH SCREWDRIVER FLAT 3MM, GENERAL OFFSET RATCHET SCREWDRIVER (FLAT & PHILLIPS), PELICAN HEAD LAMP 4XAA \* AF \*, PELICAN MITYLITE TORCH 2340C 2XAA \* CONDITION UNKNOWN \*, RS JEWELERS PRECISION SCREWDRIVER SET (LONG REACH) - 5 PIECES, T&E MIDGET SPANNER SET 4-11MM - 10 PIECES, WATTMASTER ELECTRICIANS SCREWDRIVER SET - 6 PIECES, JBS FLAT SCREWDRIVER MK3 38X6MM, JBS PHILLIPS SCREWDRIVER MK3 38X6MM, JBS COMBINATION RATCHET SPANNER RING/OPEN 10MM, BONDHUS ALLEN KEY BALL END SET METRIC 1.5-10MM - 9 PIECES, BONDHUS ALLEN KEY BALL END SET IMPERIAL 1/16-1/4 INCH - 10 PIECES, BONDHUS BALL END DRIVER 4MM, BONDHUS BALL END DRIVER 5MM, CRESCENT LINESMAN PLIERS 200MM, IRWIN VISE-GRIPS STRAIGHT JAW 175MM, CRESCENT SIDE CUTTERS 200MM, KNIPEX LONG NOSE PLIERS STRAIGHT 200MM, KNIPEX LONG NOSE PLIERS BENT 200MM, 2 X ASSORTED SIDCHROME CENTER PUNCHES, CRESCENT STRAIGHT SERRATED MULTIGRIPS 250MM, SIDCHROME ADJUSTABLE WRENCH 300MM, IRWIN JUNIOR HACKSAW 150MM, ECLIPSE HACKSAW 300MM, EBONY BRASS PADLOCK, TROJAN BALL PEIN HAMMER 675G, 2 X ASSORTED NICHOLSON FILES & HANDLES FOR FILES.

3



ELECTRICAL TOOL KIT - ETK130  
 INCLUDING  
 STANLEY HEAVY DUTY SINGLE LID TOOL BOX, IRWIN BIG FOOT TOOL CARRY BAG, ORANA CANVAS TOOLBAG (400MM), SIDCHROME SPANNER COMBINATION RING O/E SET 6-19MM - 14 PIECES, SIDCHROME SOCKET SET A/F & METRIC 1/4 INCH DRIVE (3/16-1/2, 4-13MM) - 23 PIECES, KLEIN ET200 VOLTAGE TESTER, ABW TELESCOPIC INSPECTION MIRROR 50X25MM, KEDMAN QUICK WEDGE INSULATED SCREWDRIVER 203X4.76MM, TOLEDO STEEL RULE METRIC/IMPERIAL 300MM, TOLEDO STEEL RULE METRIC/IMPERIAL 150MM, ECLIPSE SCRIBER ENGINEERS 220MM, STANLEY ADJUSTABLE COMBINATION SQUARE 300MM, LUFKIN EZY-READ STEEL TAPE MEASURE 8MX25MM, ECLIPSE NUT DRIVER 10MM, STANLEY RETRACTABLE KNIFE, STANLEY FOLDING KNIFE, NOGA DEBURRING TOOL HANDLE + BLADES, RUKO GMBH RATCHET TAP WRENCH M3-M10, WILLIAM WHITELEY & SONS ELECTRICIAN SCISSORS, WIHA LONG REACH SCREWDRIVER FLAT 3MM, GENERAL OFFSET RATCHET SCREWDRIVER (FLAT & PHILLIPS), PELICAN HEAD LAMP 4XAA \* AF \*, PELICAN MITYLITE TORCH 2340C 2XAA \* CONDITION UNKNOWN \*, RS JEWELERS PRECISION SCREWDRIVER SET (LONG REACH) - 6 PIECES, T&E MIDGET SPANNER SET 4-11MM - 10 PIECES, WATTMASTER ELECTRICIANS SCREWDRIVER SET - 6 PIECES, JBS FLAT SCREWDRIVER MK3 38X6MM, JBS PHILLIPS SCREWDRIVER MK3 38X6MM, JBS COMBINATION RATCHET SPANNER RING/OPEN 10MM, JBS COMBINATION RATCHET SPANNER RING/OPEN 13MM, BONDHUS ALLEN KEY BALL END SET METRIC 1.5-10MM - 9 PIECES, BONDHUS ALLEN KEY BALL END SET IMPERIAL 1/16-1/4 INCH - 10 PIECES, BONDHUS BALL END DRIVER 4MM, BONDHUS BALL END DRIVER 5MM, CRESCENT LINESMAN PLIERS 200MM, IRWIN VISE-GRIPS STRAIGHT JAW 175MM, CRESCENT SIDE CUTTERS 200MM, KNIPEX LONG NOSE PLIERS STRAIGHT 200MM, KNIPEX LONG NOSE PLIERS BENT 200MM, 2 X ASSORTED SIDCHROME CENTER PUNCHES, CRESCENT STRAIGHT SERRATED MULTIGRIPS 250MM, SIDCHROME ADJUSTABLE WRENCH 300MM, SIDCHROME ADJUSTABLE WRENCH 150MM, IRWIN JUNIOR HACKSAW 150MM, ECLIPSE HACKSAW 300MM, 4 X ASSORTED EBONY BRASS PADLOCKS, TROJAN BALL PEIN HAMMER 675G (MODIFIED), 5 X ASSORTED NICHOLSON FILES & HANDLES FOR FILES.

4



ELECTRICAL TOOL KIT - ETK147  
 INCLUDING  
 STANLEY HEAVY DUTY SINGLE LID TOOL BOX, IRWIN BIG FOOT TOOL CARRY BAG, ORANA CANVAS TOOLBAG (400MM), SIDCHROME SPANNER COMBINATION RING O/E SET 6-19MM - 14 PIECES, SIDCHROME SOCKET SET A/F & METRIC 1/4 INCH DRIVE (3/16-1/2, 4-13MM) - 23 PIECES, KLEIN ET200 VOLTAGE TESTER, ABW TELESCOPIC INSPECTION MIRROR 50X25MM, KEDMAN QUICK WEDGE INSULATED SCREWDRIVER 203X4.76MM, TOLEDO STEEL RULE METRIC/IMPERIAL 300MM, TOLEDO STEEL RULE METRIC/IMPERIAL 150MM, ECLIPSE SCRIBER ENGINEERS 220MM, STANLEY ADJUSTABLE COMBINATION SQUARE 300MM, LUFKIN EZY-READ STEEL TAPE MEASURE 8MX25MM, ECLIPSE NUT DRIVER 10MM, STANLEY RETRACTABLE KNIFE, STANLEY FOLDING KNIFE, NOGA DEBURRING TOOL HANDLE + BLADES, RUKO GMBH RATCHET TAP WRENCH M3-M10, WILLIAM WHITELEY & SONS ELECTRICIAN SCISSORS, WIHA LONG REACH SCREWDRIVER FLAT 3MM, PELICAN HEAD LAMP 4XAA \* AF \*, PELICAN MITYLITE TORCH 2340C 2XAA \* CONDITION UNKNOWN \*, RS JEWELERS PRECISION SCREWDRIVER SET (LONG REACH) - 6 PIECES, T&E MIDGET SPANNER SET 4-11MM - 10 PIECES, WATTMASTER ELECTRICIANS SCREWDRIVER SET - 6 PIECES, JBS FLAT SCREWDRIVER MK3 38X6MM, JBS PHILLIPS SCREWDRIVER MK3 38X6MM, JBS COMBINATION RATCHET SPANNER RING/OPEN 10MM, JBS COMBINATION RATCHET SPANNER RING/OPEN 13MM, BONDHUS ALLEN KEY BALL END SET METRIC 1.5-10MM - 9 PIECES, BONDHUS ALLEN KEY BALL END SET IMPERIAL 1/16-1/4 INCH - 10 PIECES, BONDHUS BALL END DRIVER 4MM, BONDHUS BALL END DRIVER 5MM, CRESCENT LINESMAN PLIERS 200MM, IRWIN VISE-GRIPS STRAIGHT JAW 175MM, CRESCENT SIDE CUTTERS 200MM, KNIPEX LONG NOSE PLIERS STRAIGHT 200MM, KNIPEX LONG NOSE PLIERS BENT 200MM, 2 X ASSORTED SIDCHROME CENTER PUNCHES, CRESCENT STRAIGHT SERRATED MULTIGRIPS 250MM, KNIPEX SIDE CUTTERS 125MM, SIDCHROME ADJUSTABLE WRENCH 300MM, SIDCHROME ADJUSTABLE WRENCH 150MM, IRWIN JUNIOR HACKSAW 150MM, ECLIPSE HACKSAW 300MM, 4 X ASSORTED EBONY BRASS PADLOCKS, TROJAN BALL PEIN HAMMER 675G, 3 X ASSORTED NICHOLSON FILES & HANDLES FOR FILES.

LOT	QTY	DESCRIPTION	NOTE
5		<p>ELECTRICAL TOOL KIT - ETK151  INCLUDING  STANLEY HEAVY DUTY SINGLE LID TOOL BOX, IRWIN BIG FOOT TOOL CARRY BAG, SIDCHROME SPANNER COMBINATION RING O/E SET 6-19MM - 14 PIECES, SIDCHROME SOCKET SET A/F &amp; METRIC 1/4 INCH DRIVE (3/16-1/2, 4-13MM) - 23 PIECES, KLEIN ET200 VOLTAGE TESTER, ABW TELESCOPIC INSPECTION MIRROR 50X25MM, KEDMAN QUICK WEDGE INSULATED SCREWDRIVER 203X4.76MM, STANLEY ADJUSTABLE COMBINATION SQUARE 300MM, LUFKIN EZY-READ STEEL TAPE MEASURE 8MX25MM, ECLIPSE NUT DRIVER 10MM, STANLEY RETRACTABLE KNIFE, STANLEY FOLDING KNIFE, NOGA DEBURRING TOOL HANDLE + BLADES, RUKO GMBH RATCHET TAP WRENCH M3-M10, WIHA LONG REACH SCREWDRIVER FLAT 3MM, GENERAL OFFSET RATCHET SCREWDRIVER (FLAT &amp; PHILLIPS), PELICAN HEAD LAMP 4XAA * AF *, PELICAN MITYLITE TORCH 2340C 2XAA * CONDITION UNKNOWN *, RS JEWELERS PRECISION SCREWDRIVER SET (LONG REACH) - 6 PIECES, T&amp;E MIDGET SPANNER SET 4-11MM - 10 PIECES, WATTMASTER ELECTRICIANS SCREWDRIVER SET - 6 PIECES, JBS FLAT SCREWDRIVER MK3 38X6MM, JBS PHILLIPS SCREWDRIVER MK3 38X6MM, JBS COMBINATION RATCHET SPANNER RING/OPEN 10MM, JBS COMBINATION RATCHET SPANNER RING/OPEN 13MM, BONDHUS ALLEN KEY BALL END SET METRIC 1.5-10MM - 8 PIECES, BONDHUS ALLEN KEY BALL END SET IMPERIAL 1/16-1/4 INCH - 10 PIECES, BONDHUS BALL END DRIVER 4MM, BONDHUS BALL END DRIVER 5MM, CRESCENT LINESMAN PLIERS 200MM, IRWIN VISE-GRIPS STRAIGHT JAW 175MM, CRESCENT SIDE CUTTERS 200MM, 2 X ASSORTED SIDCHROME CENTER PUNCHES, CRESCENT STRAIGHT SERRATED MULTIGRIPS 250MM, KNIPEX SIDE CUTTERS 125MM, IRWIN JUNIOR HACKSAW 150MM, ECLIPSE HACKSAW 300MM, 2 X ASSORTED EBONY BRASS PADLOCKS, TROJAN BALL PEIN HAMMER 675G, 3 X ASSORTED NICHOLSON FILES &amp; HANDLES FOR FILES.</p>	

LOT	QTY	DESCRIPTION	NOTE
-----	-----	-------------	------

6



ELECTRICAL TOOL KIT - ETK221  
 INCLUDING  
 STANLEY HEAVY DUTY SINGLE LID TOOL BOX, ORANA CANVAS TOOLBAG (400MM LINED), SIDCHROME SPANNER COMBINATION RING O/E SET 6-19MM - 14 PIECES, SIDCHROME SOCKET SET A/F & METRIC 1/4 INCH DRIVE (3/16-1/2, 4-13MM) - 23 PIECES, KLEIN ET200 VOLTAGE TESTER, KEDMAN QUICK WEDGE INSULATED SCREWDRIVER 203X4.76MM, ECLIPSE SCRIBER ENGINEERS 220MM, STANLEY ADJUSTABLE COMBINATION SQUARE 300MM, LUFKIN EZY-READ STEEL TAPE MEASURE 8MX25MM, ECLIPSE NUT DRIVER 10MM, STANLEY RETRACTABLE KNIFE, STANLEY FOLDING KNIFE, NOGA DEBURRING TOOL HANDLE + BLADES, RUKO GMBH RATCHET TAP WRENCH M3-M10, WIHA LONG REACH SCREWDRIVER FLAT 3MM, GENERAL OFFSET RATCHET SCREWDRIVER (FLAT & PHILLIPS), PELICAN HEAD LAMP 4XAA (NEW), PELICAN MITYLITE TORCH 2340C 2XAA, RS JEWELERS PRECISION SCREWDRIVER SET (LONG REACH) - 6 PIECES, T&E MIDGET SPANNER SET 4-11MM - 10 PIECES, WATTMASTER ELECTRICIANS SCREWDRIVER SET - 5 PIECES, JBS FLAT SCREWDRIVER MK3 38X6MM, JBS PHILLIPS SCREWDRIVER MK3 38X6MM, JBS COMBINATION RATCHET SPANNER RING/OPEN 10MM, BONDHUS ALLEN KEY BALL END SET METRIC 1.5-10MM - 9 PIECES, BONDHUS ALLEN KEY BALL END SET IMPERIAL 1/16-1/4 INCH - 10 PIECES, BONDHUS BALL END DRIVER 4MM, BONDHUS BALL END DRIVER 5MM, CRESCENT LINESMAN PLIERS 200MM, IRWIN VISE-GRIPS STRAIGHT JAW 175MM, CRESCENT SIDE CUTTERS 200MM, KNIPEX LONG NOSE PLIERS STRAIGHT 200MM, KNIPEX LONG NOSE PLIERS BENT 200MM, SIDCHROME CENTER PUNCH, CRESCENT STRAIGHT SERRATED MULTIGRIPS 250MM, KNIPEX SIDE CUTTERS 125MM, SIDCHROME ADJUSTABLE WRENCH 300MM, SIDCHROME ADJUSTABLE WRENCH 150MM, IRWIN JUNIOR HACKSAW 150MM, ECLIPSE HACKSAW 300MM, 3 X ASSORTED EBONY BRASS PADLOCKS. TROJAN BALL PEIN HAMMER 675G, 3 X ASSORTED NICHOLSON FILES & HANDLES FOR FILES.

7



ELECTRICAL TOOL KIT - ETK189  
 INCLUDING  
 STANLEY HEAVY DUTY SINGLE LID TOOL BOX, ORANA CANVAS TOOLBAG (400MM), SIDCHROME SPANNER COMBINATION RING O/E SET 6-19MM - 14 PIECES, SIDCHROME SOCKET SET A/F & METRIC 1/4 INCH DRIVE (3/16-1/2, 4-13MM) - 23 PIECES, KLEIN ET200 VOLTAGE TESTER, ABW TELESCOPIC INSPECTION MIRROR 50X25MM, TOLEDO STEEL RULE METRIC/IMPERIAL 300MM, ECLIPSE SCRIBER ENGINEERS 220MM, STANLEY ADJUSTABLE COMBINATION SQUARE 300MM, LUFKIN EZY-READ STEEL TAPE MEASURE 8MX25MM, ECLIPSE NUT DRIVER 10MM, STANLEY RETRACTABLE KNIFE, NOGA DEBURRING TOOL HANDLE + BLADES, RUKO GMBH RATCHET TAP WRENCH M3-M10, WILLIAM WHITELEY & SONS ELECTRICIAN SCISSORS, WIHA LONG REACH SCREWDRIVER FLAT 3MM, GENERAL OFFSET RATCHET SCREWDRIVER (FLAT & PHILLIPS), PELICAN HEAD LAMP 4XAA \* AF \*, PELICAN MITYLITE TORCH 2340C 2XAA \* CONDITION UNKNOWN \*, RS JEWELERS PRECISION SCREWDRIVER SET (LONG REACH) - 6 PIECES, T&E MIDGET SPANNER SET 4-11MM - 10 PIECES, WATTMASTER ELECTRICIANS SCREWDRIVER SET - 4 PIECES, JBS FLAT SCREWDRIVER MK3 38X6MM, JBS PHILLIPS SCREWDRIVER MK3 38X6MM, JBS COMBINATION RATCHET SPANNER RING/OPEN 13MM, BONDHUS ALLEN KEY BALL END SET METRIC 1.5-10MM - 8 PIECES, BONDHUS ALLEN KEY BALL END SET IMPERIAL 1/16-1/4 INCH - 10 PIECES, BONDHUS BALL END DRIVER 4MM, BONDHUS BALL END DRIVER 5MM, CRESCENT LINESMAN PLIERS 200MM, IRWIN VISE-GRIPS STRAIGHT JAW 175MM, CRESCENT SIDE CUTTERS 200MM, 2 X ASSORTED SIDCHROME CENTER PUNCHES, LINDSTROM ULTRA FLUSH CUTTERS, SIDCHROME ADJUSTABLE WRENCH 300MM, IRWIN JUNIOR HACKSAW 150MM, ECLIPSE HACKSAW 300MM, 3 X ASSORTED EBONY BRASS PADLOCKS.TROJAN BALL PEIN HAMMER 675G, 3 X ASSORTED NICHOLSON FILES & HANDLES FOR FILES.

8



ELECTRICAL TOOL KIT - ETK191  
 INCLUDING  
 STANLEY HEAVY DUTY SINGLE LID TOOL BOX, ORANA CANVAS TOOLBAG (400MM), SIDCHROME SPANNER COMBINATION RING O/E SET 6-19MM - 14 PIECES, KEDMAN QUICK WEDGE INSULATED SCREWDRIVER 203X4.76MM, ECLIPSE SCRIBER ENGINEERS 220MM, STANLEY ADJUSTABLE COMBINATION SQUARE 300MM, LUFKIN EZY-READ STEEL TAPE MEASURE 8MX25MM, ECLIPSE NUT DRIVER 10MM, STANLEY RETRACTABLE KNIFE, STANLEY FOLDING KNIFE, WILLIAM WHITELEY & SONS ELECTRICIAN SCISSORS, WIHA LONG REACH SCREWDRIVER FLAT 3MM, PELICAN HEAD LAMP 4XAA, WATTMASTER ELECTRICIANS SCREWDRIVER SET - 6 PIECES, JBS FLAT SCREWDRIVER MK3 38X6MM, JBS PHILLIPS SCREWDRIVER MK3 38X6MM, CRESCENT LINESMAN PLIERS 200MM, IRWIN VISE-GRIPS STRAIGHT JAW 175MM, CRESCENT SIDE CUTTERS 200MM, KNIPEX LONG NOSE PLIERS STRAIGHT 200MM, KNIPEX LONG NOSE PLIERS BENT 200MM, CRESCENT STRAIGHT SERRATED MULTIGRIPS 250MM, SIDCHROME ADJUSTABLE WRENCH 150MM, ECLIPSE HACKSAW 300MM, EBONY BRASS PADLOCK, TROJAN BALL PEIN HAMMER 675G, 3 X ASSORTED NICHOLSON FILES & HANDLES FOR FILES.



9



ELECTRICAL TOOL KIT - ETK213  
 INCLUDING  
 STANLEY HEAVY DUTY SINGLE LID TOOL BOX, ORANA CANVAS TOOLBAG (400MM), SIDCHROME SPANNER COMBINATION RING O/E SET 6-19MM - 14 PIECES, SIDCHROME SOCKET SET A/F & METRIC 1/4 INCH DRIVE (3/16-1/2, 4-13MM, NO RATCHET) - 21 PIECES, KLEIN ET200 VOLTAGE TESTER, STANLEY ADJUSTABLE COMBINATION SQUARE 300MM, LUFKIN EZY-READ STEEL TAPE MEASURE 8MX25MM, ECLIPSE NUT DRIVER 10MM, STANLEY RETRACTABLE KNIFE, NOGA DEBURRING TOOL HANDLE + BLADES, RUKO GMBH RATCHET TAP WRENCH M3-M10, WIHA LONG REACH SCREWDRIVER FLAT 3MM, GENERAL OFFSET RATCHET SCREWDRIVER (FLAT & PHILLIPS), PELICAN HEAD LAMP 4XAA \* AF \*, PELICAN MITYLITE TORCH 2340C 2XAA \* CONDITION UNKNOWN \*, T&E MIDGET SPANNER SET 4-11MM - 10 PIECES, JBS FLAT SCREWDRIVER MK3 38X6MM, JBS PHILLIPS SCREWDRIVER MK3 38X6MM, BONDHUS ALLEN KEY BALL END SET METRIC 1.5-10MM - 9 PIECES, BONDHUS ALLEN KEY BALL END SET IMPERIAL 1/16-1/4 INCH - 10 PIECES, BONDHUS BALL END DRIVER 4MM, BONDHUS BALL END DRIVER 5MM, CRESCENT LINESMAN PLIERS 200MM, IRWIN VISE-GRIPS STRAIGHT JAW 175MM, CRESCENT SIDE CUTTERS 200MM, KNIPEX LONG NOSE PLIERS STRAIGHT 200MM, KNIPEX LONG NOSE PLIERS BENT 200MM, 2 X ASSORTED SIDCHROME CENTER PUNCHES, CRESCENT STRAIGHT SERRATED MULTIGRIPS 250MM, SIDCHROME ADJUSTABLE WRENCH 300MM, IRWIN JUNIOR HACKSAW 150MM, ECLIPSE HACKSAW 300MM, 2 X ASSORTED EBONY BRASS PADLOCKS, 3 X ASSORTED NICHOLSON FILES & HANDLES FOR FILES.

\* MOST TOOLS IN GOOD CONDITION \*

10



ELECTRICAL TOOL KIT - ETK159  
 INCLUDING  
 STANLEY HEAVY DUTY SINGLE LID TOOL BOX, ORANA CANVAS TOOLBAG (400MM), SIDCHROME SPANNER COMBINATION RING O/E SET 6-19MM - 14 PIECES, SIDCHROME SOCKET SET A/F & METRIC 1/4 INCH DRIVE (3/16-1/2, 4-13MM) - 23 PIECES, KLEIN ET200 VOLTAGE TESTER, ABW TELESCOPIC INSPECTION MIRROR 50X25MM, KEDMAN QUICK WEDGE INSULATED SCREWDRIVER 203X4.76MM, ECLIPSE SCRIBER ENGINEERS 220MM, STANLEY ADJUSTABLE COMBINATION SQUARE 300MM, LUFKIN EZY-READ STEEL TAPE MEASURE 8MX25MM, ECLIPSE NUT DRIVER 10MM, STANLEY RETRACTABLE KNIFE, MUMME COLD CHISEL, NOGA DEBURRING TOOL HANDLE + BLADES, RUKO GMBH RATCHET TAP WRENCH M3-M10 & TAP SET, WILLIAM WHITELEY & SONS ELECTRICIAN SCISSORS, WIHA LONG REACH SCREWDRIVER FLAT 3MM, GENERAL OFFSET RATCHET SCREWDRIVER (FLAT & PHILLIPS), PELICAN HEAD LAMP 4XAA \* AF \*, PELICAN MITYLITE TORCH 2340C 2XAA \* CONDITION UNKNOWN \*, RS JEWELERS PRECISION SCREWDRIVER SET (LONG REACH) - 6 PIECES, T&E MIDGET SPANNER SET 4-11MM - 10 PIECES, JBS PHILLIPS SCREWDRIVER MK3 38X6MM, JBS COMBINATION RATCHET SPANNER RING/OPEN 13MM, BONDHUS ALLEN KEY BALL END SET METRIC 1.5-10MM - 8 PIECES, BONDHUS BALL END DRIVER 4MM, BONDHUS BALL END DRIVER 5MM, CRESCENT LINESMAN PLIERS 200MM, IRWIN VISE-GRIPS STRAIGHT JAW 175MM, CRESCENT SIDE CUTTERS 200MM, KNIPEX LONG NOSE PLIERS STRAIGHT 200MM, KNIPEX LONG NOSE PLIERS BENT 200MM, SIDCHROME CENTER PUNCH, CRESCENT STRAIGHT SERRATED MULTIGRIPS 250MM, KNIPEX SIDE CUTTERS 125MM, SIDCHROME ADJUSTABLE WRENCH 300MM, SIDCHROME ADJUSTABLE WRENCH 150MM, IRWIN JUNIOR HACKSAW 150MM, ECLIPSE HACKSAW 300MM, 3 X ASSORTED EBONY BRASS PADLOCKS, TROJAN BALL PEIN HAMMER 675G, 3 X ASSORTED NICHOLSON FILES & HANDLES FOR FILES.



11



ELECTRICAL TOOL KIT - ETK178  
 INCLUDING  
 STANLEY HEAVY DUTY SINGLE LID TOOL BOX, ORANA CANVAS TOOLBAG (400MM), SIDCHROME SPANNER COMBINATION RING O/E SET 6-19MM - 13 PIECES, KLEIN ET200 VOLTAGE TESTER, ABW TELESCOPIC INSPECTION MIRROR 50X25MM, KEDMAN QUICK WEDGE INSULATED SCREWDRIVER 203X4.76MM, ECLIPSE SCRIBER ENGINEERS 220MM, STANLEY ADJUSTABLE COMBINATION SQUARE 300MM, LUFKIN EZY-READ STEEL TAPE MEASURE 8MX25MM, ECLIPSE NUT DRIVER 10MM, NOGA DEBURRING TOOL HANDLE + BLADES, RUKO GMBH RATCHET TAP WRENCH M3-M10 & TAP, WIHA LONG REACH SCREWDRIVER FLAT 3MM, GENERAL OFFSET RATCHET SCREWDRIVER (FLAT & PHILLIPS), PELICAN HEAD LAMP 4XAA \* AF \*, PELICAN MITYLITE TORCH 2340C 2XAA \* CONDITION UNKNOWN \*, RS JEWELERS PRECISION SCREWDRIVER SET (LONG REACH) - 6 PIECES, T&E MIDGET SPANNER SET 4-11MM - 10 PIECES, JBS FLAT SCREWDRIVER MK3 38X6MM, JBS PHILLIPS SCREWDRIVER MK3 38X6MM, BONDHUS ALLEN KEY BALL END SET IMPERIAL 1/16-1/4 INCH - 10 PIECES, BONDHUS BALL END DRIVER 4MM, BONDHUS BALL END DRIVER 5MM, CRESCENT SIDE CUTTERS 200MM, KNIPEX LONG NOSE PLIERS STRAIGHT 200MM, KNIPEX LONG NOSE PLIERS BENT 200MM, 2 X ASSORTED SIDCHROME CENTER PUNCHES, CRESCENT STRAIGHT SERRATED MULTIGRIPS 250MM, IRWIN JUNIOR HACKSAW 150MM, ECLIPSE HACKSAW 300MM, EBONY BRASS PADLOCK, TROJAN BALL PEIN HAMMER 675G, 4 X ASSORTED NICHOLSON FILES & HANDLES FOR FILES.


12



ELECTRICAL TOOL KIT - ETK180  
 INCLUDING  
 STANLEY HEAVY DUTY SINGLE LID TOOL BOX, ORANA CANVAS TOOLBAG (400MM), SIDCHROME SPANNER COMBINATION RING O/E SET 6-19MM - 14 PIECES, ABW TELESCOPIC INSPECTION MIRROR 50X25MM, KEDMAN QUICK WEDGE INSULATED SCREWDRIVER 203X4.76MM, TOLEDO STEEL RULE METRIC/IMPERIAL 300MM, TOLEDO STEEL RULE METRIC/IMPERIAL 150MM, ECLIPSE SCRIBER ENGINEERS 220MM, STANLEY ADJUSTABLE COMBINATION SQUARE 300MM \* AF \*, LUFKIN EZY-READ STEEL TAPE MEASURE 8MX25MM, ECLIPSE NUT DRIVER 10MM, STANLEY RETRACTABLE KNIFE, NOGA DEBURRING TOOL HANDLE + BLADES, RUKO GMBH RATCHET TAP WRENCH M3-M10, WILLIAM WHITELEY & SONS ELECTRICIAN SCISSORS, WIHA LONG REACH SCREWDRIVER FLAT 3MM, GENERAL OFFSET RATCHET SCREWDRIVER (FLAT & PHILLIPS), PELICAN HEAD LAMP 4XAA \* AF \*, PELICAN MITYLITE TORCH 2340C 2XAA \* CONDITION UNKNOWN \*, RS JEWELERS PRECISION SCREWDRIVER SET (LONG REACH) - 6 PIECES, T&E MIDGET SPANNER SET 4-11MM - 10 PIECES, WATTMASTER ELECTRICIANS SCREWDRIVER SET - 6 PIECES, JBS FLAT SCREWDRIVER MK3 38X6MM, JBS PHILLIPS SCREWDRIVER MK3 38X6MM, JBS COMBINATION RATCHET SPANNER RING/OPEN 10MM, JBS COMBINATION RATCHET SPANNER RING/OPEN 13MM, BONDHUS ALLEN KEY BALL END SET METRIC 1.5-10MM - 9 PIECES, BONDHUS ALLEN KEY BALL END SET IMPERIAL 1/16-1/4 INCH - 10 PIECES, BONDHUS BALL END DRIVER 4MM, BONDHUS BALL END DRIVER 5MM, IRWIN VISE-GRIPS STRAIGHT JAW 175MM, CRESCENT SIDE CUTTERS 200MM, KNIPEX LONG NOSE PLIERS STRAIGHT 200MM, 2 X ASSORTED SIDCHROME CENTER PUNCHES, CRESCENT STRAIGHT SERRATED MULTIGRIPS 250MM, KNIPEX SIDE CUTTERS 125MM, SIDCHROME ADJUSTABLE WRENCH 300MM, IRWIN JUNIOR HACKSAW 150MM, ECLIPSE HACKSAW 300MM, EBONY BRASS PADLOCK, TROJAN BALL PEIN HAMMER 675G, 3 X ASSORTED NICHOLSON FILES & HANDLES FOR FILES.

LOT	QTY	DESCRIPTION	NOTE
-----	-----	-------------	------

13



ELECTRICAL TOOL KIT - ETK222  
 INCLUDING  
 STANLEY HEAVY DUTY SINGLE LID TOOL BOX \* AF \*, ORANA CANVAS TOOLBAG (400MM), SIDCHROME SPANNER COMBINATION RING O/E SET 6-19MM - 14 PIECES, SIDCHROME SOCKET SET A/F & METRIC 1/4 INCH DRIVE (3/16-1/2, 4-13MM) - 23 PIECES, KEDMAN QUICK WEDGE INSULATED SCREWDRIVER 203X4.76MM, TOLEDO STEEL RULE METRIC/IMPERIAL 300MM, STANLEY ADJUSTABLE COMBINATION SQUARE 300MM, LUFKIN EZY-READ STEEL TAPE MEASURE 8MX25MM, ECLIPSE NUT DRIVER 10MM, STANLEY RETRACTABLE KNIFE, STANLEY FOLDING KNIFE, NOGA DEBURRING TOOL HANDLE + BLADES, RUKO GMBH RATCHET TAP WRENCH M3-M10, WILLIAM WHITELEY & SONS ELECTRICIAN SCISSORS, WIHA LONG REACH SCREWDRIVER FLAT 3MM, PELICAN HEAD LAMP 4XAA \* AF \*, RS JEWELERS PRECISION SCREWDRIVER SET (LONG REACH) - 6 PIECES, WATTMASTER ELECTRICIANS SCREWDRIVER SET - 4 PIECES, JBS FLAT SCREWDRIVER MK3 38X6MM, JBS PHILLIPS SCREWDRIVER MK3 38X6MM, BONDHUS BALL END DRIVER 4MM, BONDHUS BALL END DRIVER 5MM, CRESCENT SIDE CUTTERS 200MM, 2 X ASSORTED SIDCHROME CENTER PUNCHES, SIDCHROME ADJUSTABLE WRENCH 300MM, SIDCHROME ADJUSTABLE WRENCH 150MM, TROJAN BALL PEIN HAMMER 675G, 5 X ASSORTED NICHOLSON FILES & HANDLES FOR FILES.

14



ELECTRICAL TOOL KIT - ETK231  
 INCLUDING  
 STANLEY HEAVY DUTY SINGLE LID TOOL BOX, ORANA CANVAS TOOLBAG (400MM), SIDCHROME SPANNER COMBINATION RING O/E SET 6-19MM - 14 PIECES, KLEIN ET200 VOLTAGE TESTER, ABW TELESCOPIC INSPECTION MIRROR 50X25MM, KEDMAN QUICK WEDGE INSULATED SCREWDRIVER 203X4.76MM, TOLEDO STEEL RULE METRIC/IMPERIAL 300MM, ECLIPSE SCRIBER ENGINEERS 220MM, STANLEY ADJUSTABLE COMBINATION SQUARE 300MM, LUFKIN EZY-READ STEEL TAPE MEASURE 8MX25MM, ECLIPSE NUT DRIVER 10MM, STANLEY RETRACTABLE KNIFE, STANLEY FOLDING KNIFE, NOGA DEBURRING TOOL HANDLE + BLADES, RUKO GMBH RATCHET TAP WRENCH M3-M10, WILLIAM WHITELEY & SONS ELECTRICIAN SCISSORS, WIHA LONG REACH SCREWDRIVER FLAT 3MM, GENERAL OFFSET RATCHET SCREWDRIVER (FLAT & PHILLIPS), PELICAN HEAD LAMP 4XAA \* AF \*, PELICAN MITYLITE TORCH 2340C 2XAA \* CONDITION UNKNOWN \*, RS JEWELERS PRECISION SCREWDRIVER SET (LONG REACH) - 6 PIECES, T&E MIDGET SPANNER SET 4-11MM - 10 PIECES, WATTMASTER ELECTRICIANS SCREWDRIVER SET - 6 PIECES, JBS FLAT SCREWDRIVER MK3 38X6MM, JBS PHILLIPS SCREWDRIVER MK3 38X6MM, JBS COMBINATION RATCHET SPANNER RING/OPEN 10MM, JBS COMBINATION RATCHET SPANNER RING/OPEN 13MM, BONDHUS ALLEN KEY BALL END SET METRIC 1.5-10MM - 9 PIECES, BONDHUS ALLEN KEY BALL END SET IMPERIAL 1/16-1/4 INCH - 10 PIECES, BONDHUS BALL END DRIVER 4MM, BONDHUS BALL END DRIVER 5MM, CRESCENT LINESMAN PLIERS 200MM, IRWIN VISE-GRIPS STRAIGHT JAW 175MM, CRESCENT SIDE CUTTERS 200MM, KNIPEX LONG NOSE PLIERS STRAIGHT 200MM, KNIPEX LONG NOSE PLIERS BENT 200MM, 2 X ASSORTED SIDCHROME CENTER PUNCHES, CRESCENT STRAIGHT SERRATED MULTIGRIPS 250MM, KNIPEX SIDE CUTTERS 125MM, SIDCHROME ADJUSTABLE WRENCH 300MM, SIDCHROME ADJUSTABLE WRENCH 150MM, IRWIN JUNIOR HACKSAW 150MM, ECLIPSE HACKSAW 300MM, 3 X ASSORTED EBONY BRASS PADLOCKS, TROJAN BALL PEIN HAMMER 675G, 3 X ASSORTED NICHOLSON FILES & HANDLES FOR FILES.

LOT	QTY	DESCRIPTION	NOTE
-----	-----	-------------	------

15



ELECTRICAL TOOL KIT - ETK138  
 INCLUDING  
 STANLEY HEAVY DUTY SINGLE LID TOOL BOX, ORANA CANVAS TOOLBAG (400MM), SIDCHROME SPANNER COMBINATION RING O/E SET 6-19MM - 14 PIECES, SIDCHROME SOCKET SET A/F & METRIC 1/4 INCH DRIVE (3/16-1/2, 4-13MM) - 23 PIECES, KLEIN ET200 VOLTAGE TESTER, ABW TELESCOPIC INSPECTION MIRROR 50X25MM, KEDMAN QUICK WEDGE INSULATED SCREWDRIVER 203X4.76MM, TOLEDO STEEL RULE METRIC/IMPERIAL 300MM, TOLEDO STEEL RULE METRIC/IMPERIAL 150MM, ECLIPSE SCRIBER ENGINEERS 220MM, STANLEY ADJUSTABLE COMBINATION SQUARE 300MM, LUFKIN EZY-READ STEEL TAPE MEASURE 8MX25MM, ECLIPSE NUT DRIVER 10MM, STANLEY RETRACTABLE KNIFE, NOGA DEBURRING TOOL HANDLE + BLADES, RUKO GMBH RATCHET TAP WRENCH M3-M10, WILLIAM WHITELEY & SONS ELECTRICIAN SCISSORS, WIHA LONG REACH SCREWDRIVER FLAT 3MM, GENERAL OFFSET RATCHET SCREWDRIVER (FLAT & PHILLIPS), PELICAN HEAD LAMP 4XAA \* AF \*, PELICAN MITYLITE TORCH 2340C 2XAA \* CONDITION UNKNOWN \*, T&E MIDGET SPANNER SET 4-11MM - 10 PIECES, WATTMASTER ELECTRICIANS SCREWDRIVER SET - 5 PIECES, JBS FLAT SCREWDRIVER MK3 38X6MM, JBS PHILLIPS SCREWDRIVER MK3 38X6MM, JBS COMBINATION RATCHET SPANNER RING/OPEN 10MM, JBS COMBINATION RATCHET SPANNER RING/OPEN 13MM, BONDHUS ALLEN KEY BALL END SET METRIC 1.5-10MM - 9 PIECES, BONDHUS ALLEN KEY BALL END SET IMPERIAL 1/16-1/4 INCH - 10 PIECES, BONDHUS BALL END DRIVER 4MM, BONDHUS BALL END DRIVER 5MM, CRESCENT LINESMAN PLIERS 200MM, IRWIN VISE-GRIPS STRAIGHT JAW 175MM, CRESCENT SIDE CUTTERS 200MM, KNIPEX LONG NOSE PLIERS STRAIGHT 200MM, KNIPEX LONG NOSE PLIERS BENT 200MM, 2 X ASSORTED SIDCHROME CENTER PUNCHES, CRESCENT STRAIGHT SERRATED MULTIGRIPS 250MM, KNIPEX SIDE CUTTERS 125MM, LINDSTROM ULTRA FLUSH CUTTERS, SIDCHROME ADJUSTABLE WRENCH 300MM, SIDCHROME ADJUSTABLE WRENCH 150MM, IRWIN JUNIOR HACKSAW 150MM, ECLIPSE HACKSAW 300MM, 3 X ASSORTED EBONY BRASS PADLOCKS, TROJAN BALL PEIN HAMMER 675G, 4 X ASSORTED NICHOLSON FILES & HANDLES FOR FILES.

16







ELECTRICAL TOOL KIT - ETK190  
 INCLUDING  
 STANLEY HEAVY DUTY SINGLE LID TOOL BOX, ORANA CANVAS TOOLBAG (400MM) \* AF \*, SIDCHROME SPANNER COMBINATION RING O/E SET 6-19MM - 14 PIECES, SIDCHROME SOCKET SET A/F & METRIC 1/4 INCH DRIVE (3/16-1/2, 4-13MM) - 23 PIECES, KLEIN ET200 VOLTAGE TESTER, ABW TELESCOPIC INSPECTION MIRROR 50X25MM, KEDMAN QUICK WEDGE INSULATED SCREWDRIVER 203X4.76MM, ECLIPSE SCRIBER ENGINEERS 220MM, STANLEY ADJUSTABLE COMBINATION SQUARE 300MM, LUFKIN EZY-READ STEEL TAPE MEASURE 8MX25MM, ECLIPSE NUT DRIVER 10MM, STANLEY FOLDING KNIFE, NOGA DEBURRING TOOL HANDLE + BLADES, WILLIAM WHITELEY & SONS ELECTRICIAN SCISSORS, WIHA LONG REACH SCREWDRIVER FLAT 3MM, GENERAL OFFSET RATCHET SCREWDRIVER (FLAT & PHILLIPS), PELICAN HEAD LAMP 4XAA \* AF \*, PELICAN MITYLITE TORCH 2340C 2XAA, RS JEWELERS PRECISION SCREWDRIVER SET (LONG REACH) - 6 PIECES, T&E MIDGET SPANNER SET 4-11MM - 10 PIECES, JBS FLAT SCREWDRIVER MK3 38X6MM, JBS PHILLIPS SCREWDRIVER MK3 38X6MM, JBS COMBINATION RATCHET SPANNER RING/OPEN 10MM, JBS COMBINATION RATCHET SPANNER RING/OPEN 13MM, BONDHUS ALLEN KEY BALL END SET METRIC 1.5-10MM - 9 PIECES, BONDHUS ALLEN KEY BALL END SET IMPERIAL 1/16-1/4 INCH - 10 PIECES, BONDHUS BALL END DRIVER 4MM, BONDHUS BALL END DRIVER 5MM, CRESCENT LINESMAN PLIERS 200MM, IRWIN VISE-GRIPS STRAIGHT JAW 175MM, CRESCENT SIDE CUTTERS 200MM, KNIPEX LONG NOSE PLIERS BENT 200MM, SIDCHROME CENTER PUNCH, CRESCENT STRAIGHT SERRATED MULTIGRIPS 250MM, SIDCHROME ADJUSTABLE WRENCH 150MM, IRWIN JUNIOR HACKSAW 150MM, ECLIPSE HACKSAW 300MM, 2 X ASSORTED EBONY BRASS PADLOCKS, TROJAN BALL PEIN HAMMER 675G, 6 X ASSORTED NICHOLSON FILES & HANDLES FOR FILES.










17












ELECTRICAL TOOL KIT - ETK184  
 INCLUDING  
 STANLEY HEAVY DUTY SINGLE LID TOOL BOX, ORANA CANVAS TOOLBAG (400MM), SIDCHROME SPANNER COMBINATION RING O/E SET 6-19MM - 14 PIECES, SIDCHROME SOCKET SET A/F & METRIC 1/4 INCH DRIVE (3/16-1/2, 4-13MM) - 23 PIECES, KLEIN ET200 VOLTAGE TESTER, ABW TELESCOPIC INSPECTION MIRROR 50X25MM, KEDMAN QUICK WEDGE INSULATED SCREWDRIVER 203X4.76MM, TOLEDO STEEL RULE METRIC/IMPERIAL 300MM, ECLIPSE SCRIBER ENGINEERS 220MM, STANLEY ADJUSTABLE COMBINATION SQUARE 300MM, ECLIPSE NUT DRIVER 10MM, STANLEY FOLDING KNIFE, NOGA DEBURRING TOOL HANDLE + BLADES, RUKO GMBH RATCHET TAP WRENCH M3-M10, WILLIAM WHITELEY & SONS ELECTRICIAN SCISSORS, GENERAL OFFSET RATCHET SCREWDRIVER (FLAT & PHILLIPS), PELICAN HEAD LAMP 4XAA \* AF \*, PELICAN MITYLITE TORCH 2340C 2XAA \* CONDITION UNKNOWN \*, T&E MIDGET SPANNER SET 4-11MM - 10 PIECES, WATTMASTER ELECTRICIANS SCREWDRIVER SET - 4 PIECES, JBS COMBINATION RATCHET SPANNER RING/OPEN 10MM, JBS COMBINATION RATCHET SPANNER RING/OPEN 13MM, BONDHUS ALLEN KEY BALL END SET METRIC 1.5-10MM - 9 PIECES, BONDHUS BALL END DRIVER 4MM, BONDHUS BALL END DRIVER 5MM, CRESCENT LINESMAN PLIERS 200MM, CRESCENT SIDE CUTTERS 200MM, KNIPEX LONG NOSE PLIERS STRAIGHT 200MM, KNIPEX LONG NOSE PLIERS BENT 200MM, 2 X ASSORTED SIDCHROME CENTER PUNCHES, CRESCENT STRAIGHT SERRATED MULTIGRIPS 250MM, KNIPEX SIDE CUTTERS 125MM, SIDCHROME ADJUSTABLE WRENCH 300MM, SIDCHROME ADJUSTABLE WRENCH 150MM, IRWIN JUNIOR HACKSAW 150MM, ECLIPSE HACKSAW 300MM, TROJAN BALL PEIN HAMMER 675G, 6 X ASSORTED NICHOLSON FILES & HANDLES FOR FILES.












LOT	QTY	DESCRIPTION	NOTE
18		PANEL GLIDE SECTIONAL GARAGE DOOR TUSCAN, SURFMIST, 2425 x 4880mm (W) #D4	
19		PANEL GLIDE SECTIONAL GARAGE DOOR TUSCAN, SLATE GREY, 2450 x 2460mm (W) #D10	
20		PANEL GLIDE SECTIONAL GARAGE DOOR HAMPTON, GOLDEN OAK, 2190 x 2740mm (W) #D11	
21		PANEL GLIDE SECTIONAL GARAGE DOOR TUSCAN, DUNE, 2400 x 2490mm (W) #D1	
22		PANEL GLIDE SECTIONAL GARAGE DOOR HAMPTON, CLASSIC CREAM, 2300 x 2560mm (W) #D2	
23		PANEL GLIDE SECTIONAL GARAGE DOOR HAMPTON, PAPERBARK, 2450 x 4880mm #5G	
24		PANEL GLIDE SECTIONAL GARAGE DOOR MADISON, PAPERBARK, 2375 x 4880mm #1G	
25		PANEL GLIDE SECTIONAL GARAGE DOOR TUSCAN, SHALE GREY, 2350 x 4760mm #3G	
26		PANEL GLIDE SECTIONAL GARAGE DOOR HAMPTON, SURFMIST, 2240 x 4880mm #5H	

LOT	QTY	DESCRIPTION	NOTE
27		PANEL GLIDE SECTIONAL GARAGE DOOR MADISON, WALLABY, 2475 x 4840mm #4H	
28		PANEL GLIDE SECTIONAL GARAGE DOOR HAMPTON, NIGHT SKY, 2250 x 4890mm #1H	
29		PANEL GLIDE SECTIONAL GARAGE DOOR MADISON, MANOR RED, 2140 x 4880mm #8G	
30		PANEL GLIDE SECTIONAL GARAGE DOOR MADISON, MONUMENT, 2400 x 4850mm #3H	
31		PANEL GLIDE SECTIONAL GARAGE DOOR TUSCAN, BASALT, 2450 x 4950mm #2H	
32		PANEL GLIDE SECTIONAL GARAGE DOOR TUSCAN SMOOTH, PC-NAT-CEDAR, 2400 x 4800mm #7H	
33		PANEL GLIDE SECTIONAL GARAGE DOOR MADISON, MONUMENT, 2325 x 2460mm (W) #D12	
34		ZINCALUME ROLLER DOOR, 223cm x 3m (H) APPROX	
35		ALLOY, GALV & METAL OVAL TUBE SPIRAL DUCT 125 x 246 x 0.8G & 150 X 355 x 0.8G, 4 x PALLETS	

LOT	QTY	DESCRIPTION	NOTE
36		ALLOY, GALV & METAL OVAL TUBE SPIRAL DUCT 150 x 472 x 1.2G & 100 x 230 150 x 355 x 0.8G, 70 x 250, 4 x PALLETS	
37		ALLOY & GALV OVAL TUBE SPIRAL DUCT 150 x 231 x 0.8G & 100 x 304 x 0.8G 125 x 280, 3 x PALLETS	
38		ALLOY OVAL TUBE SPIRAL DUCT 125 x 287 x 0.8G & 100 x 223 x 0.8G 70 x 220, 3 x PALLETS	
39		ALLOY OVAL TUBE SPIRAL DUCT 125 x 365 x 0.8G, 140 x 480 150 x 472 x 0.8G, 3 x PALLETS	
40		ALLOY OVAL TUBE SPIRAL DUCT 125 x 246 x 0.8, 125 x 325 x 0.8 & 100 x 304 x 0.8, 1 x DISPLAY PALLET	
41		4 x METAL OVAL TUBE SPIRAL DUCTS 3m SECTIONS, 150 x 550 x 0.8G	
42		4 x ALLOY OVAL TUBE SPIRAL DUCT 3m SECTIONS, 200 x 520 x 1	
43		8 x GALV OVAL TUBE SPIRAL DUCT 3m SECTIONS, 265 x 570mm	
44		ASSORTED OVAL DUCT FITTINGS & JUNCTIONS, ALLOY, GALV & METAL, 3 x PALLETS	











LOT	QTY	DESCRIPTION	NOTE
45		 ASSORTED OVAL DUCT FITTINGS & JUNCTIONS, ALLOY & GALV, 3 x PALLETS	
46		 ASSORTED OVAL DUCT REDUCERS, ALLOY,, 3 x PALLETS	
47		 ASSORTED OVAL DUCT FITTINGS, BENDS, STARTER BOX, ETC, ALLOY & GALV, 2 x PALLETS	
48		 ASSORTED OVAL DUCT COUPLINGS & BENDS, ALLOY & GALV, 4 x PALLETS	
49		 ASSORTED AIR VENT DIFFUSERS, 3 x PALLETS	
50		 ASSORTED AIR VENT DIFFUSERS, 3 x PALLETS	
51		 ASSORTED WALL LIGHTS & SPOT LIGHTS, MARTEC (WATER DAMAGED), 1 x PALLET	
52		 ASSORTED WALL LIGHTS & SPOT LIGHTS, OLYMPIC MOD: IP65, P004/BCH, LF033EXT/BLK, ETC (WATER DAMAGED), 1 x PALLET	
53		 WALL LIGHTS, OLYMPIC MOD: LF033EXT ASSORTED COLOURS (WATER DAMAGED), 1 x PALLET	

LOT	QTY	DESCRIPTION	NOTE
54		14 x EXTERIOR WALL LIGHTS, MARTEC (WATER DAMAGED)	
55		OUTDOOR WALL LIGHTS, MARTEC ASSORTED COLOURS (WATER DAMAGED), 1 x PALLET	
56		ASSORTED WALL LIGHTS, OLIMPIC, (WATER DAMAGED), 1 x PALLET	
57		240 x DOWNLIGHTS MOD: ST9308/R63/BP (1 x PALLET)	
58		ASSORTED LIGHTING (1 x PALLET)	
59		8 x FLURO LIGHT FITTINGS, 240V, PLUG IN	
60		33 x BLUESTONE LOOK PAVERS, 300 x 300 x 20mm	
61		28 x CONCRETE PAVERS, 330 x 330 x 45mm	
62		STONE WALL CLADDING, 1 x PALLET	

LOT	QTY	DESCRIPTION	NOTE
63		1500 (APPROX) x BLUESTONE COBBLES, 150 x 100 x 20mm, 1 x CRATE	
64		15 x ASSORTED MIRRORS, 80 x 60cm, 100 x 50cm	
65		GLAZED EXTERNAL DOOR, HOME ILUSION AFRICANA, 2040 x 820 x 40mm	
66		GLAZED EXTERNAL TIMBER DOOR, CORINTHIAN, 2040 x 820 x 40	NO GST
67		2 x GLAZED EXTERNAL DOORS, 2340 x 400 x 40mm & 2340 x 820 x 40mm	
68		3 x ASSORTED GLASS INTERNAL DOORS, 2 x FRENCH & 1 x WINDOW	

LOT	QTY	DESCRIPTION	NOTE
69		 STAINLESS STEEL SINK & HOB, 3 BURNER WITH HAD DRYER, 2 x LED 18w CIRCULAR CEILING LIGHTS	NO GST
70		 DOMESTIC DISHWASHER, BOSCH MOD: SMS40E08AU FREESTANDING, STAINLESS STEEL (RRP \$1049)	
71		 DOMESTIC DISHWASHER, WESTINGHOUSE MOD: WSF6606X FREESTANDING, STAINLESS STEEL (RRP \$1009)	
72		 REFRIGERATED WATER FOUNTAIN, 4-12 DEGREES CELSIUS R134A, GAS, STAINLESS STEEL 240V	NO GST
73		 REFRIGERATED WATER FOUNTAIN, 4-12 DEGREES CELSIUS R134A, GAS, STAINLESS STEEL 240V	NO GST
74		 REFRIGERATOR, WESTINGHOUSE MOD: RP372V-R 370 LITRE	





LOT	QTY	DESCRIPTION	NOTE
75		 130 LITRE HOT WATER SERVICE, EVERHOT MOD: 252265NO DOM: 2018 NATURAL GAS (COVER MISSING)	NO GST
76		 GLASS SLIDING DOOR COMPONENTS, JOLONG 200 SERIES 8 x PANELS, ASSORTED SIZES, 2320mm (H) 2 x BOXES FRAMEWORK	NO GST
77		 ASSORTED TIMBER, PINE, LVL, 1 x PALLET	NO GST
78		 8 x CEMENT FIBRE SHEETS, TONGUE & GROOVE, 20 x 2700 x 600mm, INTERIOR USE	NO GST
79		 8 x PARTICLEBOARD SHEETS, TONGUE & GROOVE, 20 x 3600 x 800mm	NO GST
80		 ASSORTED TIMBER SKIRTING BOARDS & ARCHITRAVES	
81		 ASSORTED MDF SKIRTING BOARD (1 x PALLET)	
82		 5 x ASSORTED INTERNAL SLIDE DOORS, VARIOUS PROFILES & SIZES	









LOT	QTY	DESCRIPTION	NOTE
83		4 x INTERNAL SLIDE DOORS, ASSORTED PROFILES, 2040 x 820 x 36mm	
84		4 x ASSORTED EXTERNAL & INTERNAL DOORS, 2040 x 820 x 35mm	
85		3 x ASSORTED EXTERNAL DOORS, 2040 x 820 x 35mm, 2040 x 820 x 40mm & 2400 x 1000 x 40mm	
86		GLASS SHOWER ROOM, AR MOD: A-1090S 90 x 90 x 200cm (NEW)	
87		3 x GLASS CEILING LIGHTS, ARLEC GLACIER 40cm, 2 TONE	NO GST
88		9 x FLOOR LAMPS, MARTEC 100w, 240V, 1 x PALLET	
89		9 x FLOOR LAMPS, MARTEC 100w, 240V, 1 x PALLET	
90		9 x FLOOR LAMPS, MARTEC 100w, 240V, 1 x PALLET	
91		9 x FLOOR LAMPS, MARTEC 100w, 240V, 1 x PALLET	


















LOT	QTY	DESCRIPTION	NOTE
92		9 x FLOOR LAMPS, MARTEC 100w, 240V, 1 x PALLET	
93		9 x FLOOR LAMPS, MARTEC 100w, 240V, 1 x PALLET	
94		9 x FLOOR LAMPS, MARTEC 100w, 240V, 1 x PALLET	
95		9 x FLOOR LAMPS, MARTEC 100w, 240V, 1 x PALLET	
96		4 x STANDARD LIGHTS, ROMA BRASS LOOK, 240V	
97		DOWNLIGHTS, LIGHTING DIRECT 5 x BOXES, APPROX 120 UNITS	
98		DOWNLIGHTS, LIGHTING DIRECT MOD: SL001 6 x BOXES, APPROX 140 UNITS	
99		DOWNLIGHTS, MOD: ST9309/BP 2 x BOXES, APPROX 80 x UNITS	



LOT	QTY	DESCRIPTION	NOTE
100		 DOWNLIGHTS, MOD: LF107/CHR 5 x BOXES, APPROX 110 UNITS	
101		 DOWNLIGHTS, OLYMPIC MOD: LF104/BP 5 x BOXES, APPROX 60 UNITS	
102		 DOWNLIGHTS, GLOBAL MOD: LF107/BP 7 x BOXES, APPROX 150 UNITS	
103		 DOWNLIGHTS, OLYMPIC 7 x BOXES, APPROX 150 UNITS	
104		 DOWNLIGHTS, OLYMPIC MOD: LF107/WH 15w, 5000K 7 x BOXES, APPROX 150 UNITS	
105		 13 x ASSORTED STANDARD LIGHTS & 2 x CHANDELIERS	
106		 ASSORTED LIGHTING INCLUDING WALL SCONCES & DOWNLIGHTS, 1 x PALLET	
107		 OUTDOOR LIGHTING, EGLO OUTDOOR ARKTIC MOD: E27 100w, 240V, 1 x PALLET (WATER DAMAGED)	

LOT	QTY	DESCRIPTION	NOTE
108		 OUTDOOR LIGHTING, EGLO OUTDOOR ARKTIC MOD: E27 100w, 240V, 1 x PALLET (WATER DAMAGED)	
109		 ELECTRICAL OUTLET STUD BRACKETS, OLAIRE OFB-FLAT (1 x PALLET)	
110		 ELECTRICAL OUTLET STUD BRACKETS, OLAIRE OFB-FLAT (1 x PALLET)	
111		 ASSORTED PVC CONDUIT FITTINGS, 40mm COUPLINGS, 25mm 3 WAY JUNCTIONS, 25mm 4 WAY JUNCTIONS ETC (1 x PALLET)	
112		 CERAMIC WALL TILES, OFF WHITE 200 x 200mm, 1 x PALLET, #33	
113		 CERAMIC WALL TILES, 200 x 250mm, 1 x PALLET, #32	
114		 MOSAIC TILES, 300 x 300mm, 1 x PALLET, #31	
115		 FLOOR TILES, MAGNUM RUSTIC 300 x 600mm, 1 x PALLET, #30	
116		 FLOOR TILES, MAGNUM RUSTIC 300 x 600mm, 1 x PALLET, #29	

LOT	QTY	DESCRIPTION	NOTE
117		 FLOOR TILES, MAGNUM RUSTIC 300 x 600mm, 1 x PALLET, #36	
118		 ASSORTED MOSAIC TILES, 1 x PALLET, #28	
119		 FLOOR TILES, DESERT RIVER ACID WASH & BRUSHED 400 x 800 x 12, 1 x CRATE	
120		 1 PIECE CERAMIC TOILET, HEGLL MOD: H-089	
121		 ELECTRICAL/SOLAR FLEX CONDUIT (1 x PALLET)	
122		 ELECTRICAL FLEX CONDUIT (1 x PALLET)	
123		 ELECTRICAL/SOLAR FLEX CONDUIT (1 x PALLET)	
124		 ELECTRICAL FLEX CONDUIT, MEDIUM DUTY 32mm x 10m (1 x PALLET)	
125		 COMBUSTION HEATER, NECTRE FREESTANDING WITH FLUE (GLASS MISSING)	NO GST

LOT	QTY	DESCRIPTION	NOTE
126		 IN WALL COMBUSTION HEATER, (WEATHERED)	NO GST
127		 BBQ FIRE PIT, SWING OUT HOT PLATE	NO GST
128		 TABLE TENNIS TABLE, 274 x 153cm (W) 2 SIDES, BOTH MOBILE WITH NET, BALLS & PADDLES (ALL FAULTS)	
129		 INSULATION, FIREMASTER MARINE PLUS BLANKET 1 x PALLET OF 7 CARTONS, 6PC'S/CARTON SIZE EACH PIECE, 1350 x 600 x 50mm COVER/CARTON OF 6 PIECES, 34.02m2	
130		 INSULATION, MARINE PLUS BLANKET 1 x PALLET OF 7 CARTONS, 6PC'S/CARTON SIZE EACH PIECE, 1350 x 600 x 50mm COVER/CARTON OF 6 PIECES, 34.02m2	
131		 INSULATION, MARINE PLUS BLANKET 1 x PALLET OF 7 CARTONS, 6PC'S/CARTON SIZE EACH PIECE, 1350 x 600 x 50mm COVER/CARTON OF 6 PIECES, 34.02m2	
132		 INSULATION, MARINE PLUS BLANKET 1 x PALLET OF 7 CARTONS, 6PC'S/CARTON SIZE EACH PIECE, 1350 x 600 x 50mm COVER/CARTON OF 6 PIECES, 34.02m2	
133		 INSULATION, MARINE PLUS BLANKET 1 x PALLET OF 7 CARTONS, 6PC'S/CARTON SIZE EACH PIECE, 1350 x 600 x 50mm COVER/CARTON OF 6 PIECES, 34.02m2	
134		 INSULATION, FIRE-MASTER MARINE PLUS BLANKET 1 x PALLET OF 7 CARTONS, 6PC'S/CARTON SIZE EACH PIECE, 1350 x 600 x 50mm COVER/CARTON OF 6 PIECES, 34.02m2	