





LOT	QTY	DESCRIPTION	NOTE	
1			<p>CENTRE LATHE, YUNAN MOD: CY-S2060B 250mm 3 JAW CHUCK 400mm 4 JAW CHUCK QUICK CHANGE TOOL POST, 5 HOLDER 15-1500RPM METRIC 1500 mm BC 80 mm BORE 600 mm SWING GAP BED 2000 mm BED 2 AXIS TOPAZ DRO HALOGEN WORK LIGHT LIVE CENTRE, 2 & 3 POINT STEADY 4 WAY TOOL POST, CHANGE GEARS & TOOL BOX 415 VOLT.</p>	
2			<p>CENTRE LATHE, TAKISAWA 2000mm BED 1500mm BC 70mm BORE 40-1200RPM 350mm 4 JAW CHUCK 400mm FACE PLATE 4 WAY TOOL POST 2 & 3 POINT STEADY 415V</p>	
3			<p>OSTMAC TURRET HEAD MILL, TAIWAN MOD: KR.V200 3HP 60-4200RPM S/NO: 758 TABLE 1250 X 250mm POWER FEED TO X TRAVEL 415V COOLANT SYSTEM/WORK LIGHT</p>	
4			<p>TAIWANESE ROTARY TABLE, JIUNN LIANG MOD: HV10 HORIZONTAL-VERTICAL 270mm 3 JAW CHUCK, 5" SWIVEL BASE MILL VICE</p>	
5			<p>ARBOGA GH DRILL, EM25 100-2900 RPM 3/M-T X-Y TABLE, 550 x 240mm & VICE</p>	


LOT	QTY	DESCRIPTION	NOTE
-----	-----	-------------	------

6  TAPER TURNING ATTACHMENT ON TROLLEY & K2 TAPPING HEAD, THREADING HEAD

7  CIGWELD 255 MIG WELDER WITH 255 2R WIRE FEED 415V NO BOTTLE OR WIRE

8  DRILL STAND & CONTENTS STRAIGHT & TAPER SHANK DRILLS, INCLUDES KEYED & KEYLESS CHUCKS, LIVE CENTRE WITH MOBILE DIVIDING BACK BOARD

9  DIES & STOCKS METRIC & IMPERIAL, TAPS, METRIC & IMPERIAL, MINI TAP & DIES SET & SPECIALTY TOOLING CONTENTS OF CUPBOARD

10  2 DOOR STEEL CUPBOARD, 2400 x 900mm APPROX, 7 x SHELVES

LOT	QTY	DESCRIPTION	NOTE
-----	-----	-------------	------

11



MAKITA 8" DOUBLE ENDED GRINDER WITH LINISHER ON STAND, 240V

12



POWERED HYDRAULIC SHOP PRESS
900mm BC
REMOTE HYDRAULIC PACK & TOOLING WITH STAND

13



INGERSOL-RAND AIR COMPRESSOR
TWIN CYLINDER, 12CFM, 240V

14



CUPBOARD & CONTENTS, ASSORTED BROACHES, VARIOUS SIZES

15



GRIT BLAST CABINET, ABRASIVE BLASTING SERVICES
MOD: CP1200
DOM: 2010
1200 x 900 x 900mm
WITH RECOVERY SYSTEM &
CYCLONE DUST COLLECTOR
240V

LOT	QTY	DESCRIPTION	NOTE
16			STEAM CLEANER, COMET MOD: SCOUT 150 EXTRA DIESEL HEAT 15AMP
17			METAL WORKER, GEKA MOD: MINICROP MACHINE NUMBER: 1036 HYDRAULIC OP, FOOT CONTROL, 415V
18			HORIZONTAL BANDSAW TAIWAN COSAN T MH-916 2HP, 415V SWIVEL VICE . 16 x 9" CUT
19			ABBOTT & ASHBY DOUBLE ENDED GRINDER, 8" 240V & LINISHER ATTACHMENT ON STAND
20			RYOBI DOUBLE ENDED GRINDER, 8" 240V ON STAND
21			MCMILLAN DOUBLE ENDED GRINDER, 8" 240V ON STAND

LOT	QTY	DESCRIPTION	NOTE
-----	-----	-------------	------

22



SINGLE BAG DUST EXTRACTOR, 240V

23



OMES COLD SAW
MEWC 315,
SWIVEL BASE
315mm DIAMETER BLADE
415V ON STAND

24



VERTICAL BANDSAW
650mm THROAT
OLD SCHOOL
415V
WOLF ENDEN, AUST MADE

25



PEDESTAL DOUBLE ENDED GRINDER, 415V
10 x 2" STONE









26

















LAB OVEN, 240V ON MOBILE BASE
CONDITION UNKNOWN








LOT	QTY	DESCRIPTION	NOTE
27		ENGINE CRANE, 1,000kg	
			
28		MILLER TIG WELDER MOD: GOLD SEAL 160i 240V ON MOBILE CUPBOARD	
			
29		AIR COMPRESSOR, 240V 4CFM, 2HP	
			
30		KERRICK WET/DRY VACUUM MOD: ITX4] TYPE: 503OLKAU 240V	
			
31		BONAIR MOBILE WORKSHOP EVAP COOLER	
			
32		GEN SET, CROMMELLIN 5.6KVA ROBIN DIESEL, ELEC START (STARTER FAULT) ENGINE ALTERNATOR OK	
			

LOT	QTY	DESCRIPTION	NOTE
33		GEN SET, CROMMELLIN 3KVA APPROX ROBIN PETROL ENGINE .	
34		DIE LIFT TROLLEY, APPROX 500kg MANUAL HYDRAULIC	
35		ENGINE CRANE MANUAL HYDRAULIC	
36		BOC OXY/ACC SET ON TROLLEY HOSES, GAUGES & HAND PIECE	
37		PALLET TRUCK, 2,000kg	
38		SIP PLASMA CUTTER, PLASMA-50 415V, 6.5kw	

LOT	QTY	DESCRIPTION	NOTE
39		ELECTRO POLY PIPE FUSION WELDER CALDER DRO MOD: PICADOR-3 IN CASE	
			
40		ELECTRO POLY PIPE FUSION WELDER FRIAMAT TYPE: BASIC ECO DRO IN CASE	
			
41		POLY PIPE CALDER PRE WELD SCRAPER KIT IN CASE	
			
42		PORTABLE VENTILATION FAN, 240V, 300mm, OLSENT ORANGE WITH FLEX-A-DUCT	
			
43		PORTABLE VENTILATION FAN, 240V, 300mm, OLSENT YELLOW WITH FLEX-A-DUCT	
			
44		SPRAY PAINT EQUIPMENT, 20 LITRE PRESSURE PAINT POT, 10 LITRE PRESSURE PAINT POT, SPRAY GUNS, HOSES & PARTS, 1 x PALLET	
			
45		150mm TTI BENCH VICE WITH PULL OUT HORIZONTAL STAND	
			
46		3 x 2T CHAIN BLOCKS WITH 3 BEAM TROLLEYS	
			

LOT	QTY	DESCRIPTION	NOTE
47		PIPE BENDER, 12T UP TO 50mm PLUS PIPE VICE ON PLATE	
48		MCNAUGHT AIR RETRACTA REEL WITH WALL MOUNT BRACKET	
49		3 x ADJUSTABLE PIPE STANDS	
50		2 x PIPE ULTRA PIPE CLAMPS, 2-6" & 5-12"	
51		OXY/ACC PARTS, HOSES, TOOL KIT, GUIDES, ETC	
52		2 x SHOVELS, 8" POST HOLE DIGGER & RAKE	
53		2 x ALUMINIUM LADDERS, BAILEY 8' A-FRAME FOLDOUT, 120kg & 3' STEP LADDER	

LOT	QTY	DESCRIPTION	NOTE
54		ALUMINIUM LADDER, BAILEY 8' A-FRAME FOLDOUT	
			
55		PAIR 6 GLOBE DRYING LAMPS ON STANDS, 240V	
			
56		ASSORTED DRILL BITS, END MILLS, COLLECTS & CLAMP SET WITH 2 DOOR STEEL LOWLINE STOCK CUPBOARD ON MOBILE STAND	
			
57		ASSORTED BORING BARS & TOOLING WITH 2 DOOR LOWLINE STOCK CUPBOARD ON MOBILE STAND	
			
58		SUTTON MICRO SET ADJUSTABLE REAMERS IN CASE, SET No2	
			
59		NAREX BORING HEAD SET MOD: VHU36 IN CASE	
			
60		PAIR ADJUSTABLE HEIGHT SAFETY STANDS, 3T & BOTTLE JACK	
			

LOT	QTY	DESCRIPTION	NOTE
61		 HITACHI COMPOUND SAW MOD: C10FDC 255mm, 240V	
62		 SPECIALTY FRICTION SAW 14" MOUNTED ON STEEL BASE	
63		 12 PIECE BEARING PULLER SET IN CASE	
64		 PAIR ROTHENBERGER PRESSURE TEST UNITS	
65		 SACK TRUCK PNEUMATIC WHEELS	
66		 ASSORTED HITACHI CORDLESS TOOLS & CHARGER, ALL FAULTS, SPARES ONLY	
67		 ACTRA AS-30 MAGNETIC BASE BROACH DRILL, 240V	

LOT	QTY	DESCRIPTION	NOTE
68			ASSORTED AIR TOOLS, 3/4" DRIVE IMPACT WRENCH, 1/2" DRIVE IMPACT WRENCH, AIR CHISELS & DIE GRINDER
69			FERNO RESCUE TRIPOD, 550kg WITH SAFETY HARNESS & FERNO RESCUE KIT
70			NOVA 2000 GRIT BLAST HELMET, EXTENSION CORD & WILO SAFETY KIT
71			HELIX PLASTIC WELDING UNIT WITH RODS & HOSES
72			2 x 90 DEGREE ANGLE PLATES, 1 x CAST, 1 x FABRICATED
73			SIMATHERM BEARING HEATER . MOD: IH030 WITH 3 BARS
74			MAGNETIC BASE & DIAL GAUGE 300mm VERNIER & 150mm VERNIER 0-4" MICROMETER, MITUTOYO 0-1" MICROMETER

LOT	QTY	DESCRIPTION	NOTE
-----	-----	-------------	------

75



4 x MICROMETERS
25-50mm, 50-75mm, 100-125mm & 125-150mm

76



2 x MICROMETERS, AMRAD
150-175mm & 175-200mm

77




TOOL SET,
TTI 600mm SHIFTER
RIGID 36" ALLOY STILLSON
PVC PIPE CUTTER
PRY BAR
HAND SAWS &
2 x CHAIN TONGS

78











10 (APPROX) x ASSORTED SOFT SLINGS

79



LIFTING CHAINS & TWIN LEG SET WITH SHORTENERS, 10mm,
2 X SHORT LIFT SETS & 12 (APPROX) x SHACKLES

LOT	QTY	DESCRIPTION	NOTE
80		HITACHI 14" CUT OFF FRICTION SAW	
			
81		PROJECTA BATTERY LOAD TESTER 1000AMP, 6/12/24V	
			
82		PNEUMATIC GRINDER SET & ACCESSORIES WITH WAD PUNCH SET	
			
83		MAKITA BABY BELT SANDER	
			
84		IMMERSION HEATER, STOKES, 240V	
			
85		PART 3/4" SOCKET SET BOSCH ANGLE GRINDER, RIGID PIPE CUTTER UP TO 2" & LOCK OUT SET	
			
86		ASSORTED PUMP REPAIR TOOLING, PULLERS & STRONG BACKS CONTENTS OF 1 x CABINET	
			
87		PAIR LEVER BLOCKS, 1.5T & 750kg	
			

LOT	QTY	DESCRIPTION	NOTE
-----	-----	-------------	------

88



2 DOOR STEEL CUPBOARD, GREY, 180cm

89



2 DOOR STEEL CUPBOARD, BEIGE, 180cm

90



STEEL LAYOUT BENCH, SLAB TIMBER TOP, 45mm, HEAVY DUTY FRAME, 155 x 170cm

91



20mm PLATE TOP PEG LAYOUT TABLE, 240 x 160cm, TAPPED WITH BRACKETS, FORKLIFT POCKETS, HEAVY DUTY FRAME

92



STEEL TOP WORK BENCH, HEAVY DUTY, 180 x 70cm, 6mm TOP, No3 RECORD VICE, BACKBOARD & SHELF

93



STEEL TOP WORK BENCH, HEAVY DUTY, 180 x 70cm, 6mm TOP, No3 RECORD VICE, BACKBOARD & SHELF

LOT	QTY	DESCRIPTION	NOTE
-----	-----	-------------	------

94



STEEL TOP WORK BENCH, HEAVY DUTY, 180 x 70cm, 6mm TOP, No3 RECORD VICE, BACKBOARD & SHELF

95




STEEL TOP WORK BENCH, HEAVY DUTY, 180 x 70cm, 6mm TOP, No3 RECORD VICE, BACKBOARD & SHELF WITH DRAINS

95a



MOBILE SET UP BENCH, 1200 X 600mm, BOARD TOP & BASE WITH BACKBOARD

95b



TEST BENCH WITH TANK & FITTINGS, 1260 x 760mm TO INCLUDE PIPE WORK & GAUGES

96








TEAR DOWN REPAIR BENCH, 4 SIDED, 160 x 100cm WITH ALL SIDE DRAINS

97



TEAR DOWN REPAIR BENCH, 4 SIDED, 240 x 730cm WITH ALL SIDE DRAINS, OFFSET VICE

LOT	QTY	DESCRIPTION	NOTE
98			TEAR DOWN REPAIR BENCH, 4 SIDED, 160 x 100 x 90cm (H) WITH ALL SIDE DRAINS
99			TEAR DOWN REPAIR BENCH, 4 SIDED, 160 x 100 x 70cm (H) WITH ALL SIDE DRAINS
100			TEAR DOWN REPAIR BENCH, 4 SIDED, 160 x 100 x 70cm (H) WITH ALL SIDE DRAINS
101			RAMSET DYNA DRILL, ROTARY HAMMER IN CASE WITH BITS No 543
102			RAMSET DYNA DRILL, ROTARY HAMMER IN CASE WITH BOTS No DD544
103			ASSORTED LARGE, MEDIUM & SMALL 2 & 3 LEG PULLERS & PARTS

LOT	QTY	DESCRIPTION	NOTE
-----	-----	-------------	------

104



2 x HITACHI GRINDERS, 5 & 9"

105



POWER TOOL BOX INCLUDING B&D JIGSAW & RYOBI PLANER

106



CIGWELD AUTO WELDING HELMET

107



HITACHI & BOSCH 5" GRINDERS & DREMEL ENGRAVER

108











B&D RECIPRO SAW

109



HITACHI CJ120VA JIGSAW IN CASE

LOT	QTY	DESCRIPTION	NOTE
110		LONG SERIES ALLEN KEY SOCKETS IN CASE	
			
111		DETROIT 1/2" IMPACT DRILL	
			
112		TORQUE WRENCH 1/2" 200CB	
			
113		MILWAUKEE HOLE SAW SET	
			
114		HITACHI HEAT GUN	
			
115		DETROIT HOLE SAW SET	
			
116		CLOCK FACE SCALES, TACHO, ELCB, TORCH , ETC	
			
117		CAST ALLOY SPANNERS & 4+ DRUM GRIP	
			

LOT	QTY	DESCRIPTION	NOTE
-----	-----	-------------	------

118



STANLEY MEASURE WHEEL

119




RATH 1 COUPLINGS METRIC SHIM KIT

120



SKIL 7 1/4" CIRCULAR SAW, (NOT BOX)

121



OZITO PLUNGE ROUTER, (NOT BOX)







122







ASSORTED SOLDER IRONS, FLUX, ETC (NOT BOX)

LOT	QTY	DESCRIPTION	NOTE
123		2 x MAKITA 1/2" DRILLS, 1 x GEAR BOX HAMMER & RIGHT ANGLE ATTACHMENT (NOT BOX)	
			
124		BANDIT STRAPPING TOOL SET (NOT BOX)	
			
125		PLATE STEEL BENCH, RHS FRAME, 2400 X 700mm & OFFSET VICE	
			
126		OIL SUCTION SET, 5 LITRE	
			
127		FORKLIFT, MITSUBISHI FG-25 2,500kg RATED 2 STAGE SEE THROUGH MAST LPG-PETROL AIR TYRES, 4,029 HOURS (INDICATED ONLY) (MINOR OIL LEAKS)	
			
128		PAIR FORK SLIPPERS, 2500 x 180mm	
			

LOT	QTY	DESCRIPTION	NOTE
129			FRICTION CUT OFF SAW, FLEXOVIT 16" ON STAND WITH ROLLER INFEED TABLE, 415V
130			PACKAGED ROTARY AIR COMPRESSOR, COMPAIR MOD: L22 DOM: 2011 7.5 BAR, BUILT IN DRYER 415V (IN STORAGE FOR OVER 5 YEARS)
131			VERTICAL AIR RECEIVER TANK, CHAMPION 2003 TP-1770KPA 1900 (H) x 600mm DIAMETER 3 LEG BASE & LIMIT SWITCH
132			PLATE STEEL BENCH, 1600 x 600mm, PLATE TOP, CURVED ENDS
133			PLATE STEEL BENCH, 1260 x 700 x 6mm, OFFSET VICE & CABINET BASE
134			STOCK RACK STILLAGE, 5m, TUBE FRAME, LIFT OUT TIERS

LOT	QTY	DESCRIPTION	NOTE
135		SPILL GUARD BASE, 4 x 205 LITRE CAPACITY, PVC	
			
136		FORK LIFT MAN CAGE, GALV FRAME, (NO RATING)	
			
137		FORK LIFT JIB, EXTENDABLE, (NO RATING)	
			
138		PALLET WELL LIFT FRAME, SHOVELS, ROTARY DRUM PUMPS, ETC	
			
139		COLLAPSIBLE GANTRY SWL: 1,000kg MOBILE BASE WITH CHAIN BLOCK & TROLLEY	
			
140		4 x HEAVY DUTY RHS TRESTLES, 1000 x 750mm	
			

LOT	QTY	DESCRIPTION	NOTE
141		GALV BASKET STILLAGE GRID BASE, 1200 x 950mm	
			
142		FORK POCKET LIFTING BEAM, GALV, 3500mm (NO RATING)	
			
143		40' STEEL SHIPPING CONTAINER/WORKSHOP, DOUBLE DOOR & SINGLE DOOR DUAL END ACCESS SEPARATE REAR PAINT ROOM (NOTE: HOLE IN ROOF, RUSTED FLOOR IN REAR SECTION)	
			
144		PACKING TROLLEY, AIR TYRE, 3m, 2 TIER & DIVIDERS	
			
145		SUBMERSIBLE PUMP RETRIEVING WHEEL, GALV FRAME	
		