





























LOT	QTY	DESCRIPTION	NOTE
1		<p>HERCUS CENTRE LATHE, 9" MOD: ARM S/NO: 14814 5", 3 JAW CHUCK 6", 4 JAW CHUCK 7" FACE PLATE 2 DRIVE DOGS 4 WAY TOOL POST & SINGLE TOOL POST DRILL CHUCK, JACOBSEN, 13mm/1/2" LIVE CENTRE, THREAD, DIAL INDICATOR CHANGE GEARS ON ORIGINAL HERCUS STAND CHUCK GUARD WITH SAFETY SWITCH 415V WITH E/STOP</p>	
2		<p>HERCUS CENTRE LATHE, 9" MOD: ARM S/NO: 14820 5", 3 JAW CHUCK 6", 4 JAW CHUCK 7" FACE PLATE 5" DRIVE PLATE & DRIVE DOGS 4 WAY TOOL POST & SINGLE TOOL POST DRILL CHUCK, JACOBSEN, 1/2" ON ORIGINAL STAND CHUCK GUARD WITH SAFETY SWITCH 415V WITH E/STOP</p>	
3		<p>HERCUS CENTRE LATHE, 9" MOD: ARM S/NO: 14815 5", 3 JAW CHUCK & REV JAWS 6", 4 JAW CHUCK 7" FACE PLATE 5" DRIVE PLATE DRILL CHUCK, 13mm/1/2" LIVE CENTRE, ON ORIGINAL STAND CHUCK GUARD WITH SAFETY SWITCH 415V WITH E/STOP</p>	
4		<p>HERCUS CENTRE LATHE, 9" MOD: ARM S/NO: 14818 5", 3 JAW CHUCK 6", 4 JAW CHUCK 7" FACE PLATE 5" DRIVE PLATE & DRIVE DOG DRILL CHUCK, JACOBS 13mm/1/2" THREAD DIAL INDICATOR 4 WAY TOOL POST & SINGLE TOOL POST ON ORIGINAL STAND CHUCK GUARD WITH SAFETY SWITCH 415V WITH E/STOP</p>	

LOT	QTY	DESCRIPTION	NOTE
5		 <p>HERCUS CENTRE LATHE, 260. MOD: ATM S/NO: 17859 5", 3 JAW CHUCK 6", 4 JAW CHUCK 8" FACE PLATE DRIVE PLATE & DOG 3 POINT STEADY DRILL CHUCK, JACOBS 1/2" LIVE CENTRE 4 WAY TOOL POST & SINGLE TOOL POST ON ORIGINAL STAND CHUCK GUARD WITH SAFETY SWITCH 415V WITH E/STOP</p>	
6		 <p>PAN BRAKE FOLDER, MANUAL, HAFCO MOD: PB-4 S/NO: G17040042 DOM: 4/2017 CAPACITY: 1200 x 2mm 15 FINGERS</p>	
6a		 <p>TREADLE GUILLOTINE WITH REAR SAFETY CAGE 1000mm WIDE.</p>	
7		 <p>BENCHTOP FOLDER, MANUAL, JOHN HEINE MOD: 57H 31"</p>	
8		<p>WITHDRAWN</p> <p>** WITHDRAWN ** DOUBLE SIDE WORK BENCH, STEEL ANGLE EDGING 5 x JENNY POST HOLDERS 2135 x 1070 x 825mm WITH 6 x STOOLS NOT THE VICES.</p>	
9		<p>WITHDRAWN</p> <p>** WITHDRAWN ** DOUBLE SIDE WORK BENCH, STEEL ANGLE EDGING 4 x JENNY POST HOLDERS 2135 x 1070 x 825mm WITH 6 x STOOLS NOT THE VICES.</p>	
10		<p>WITHDRAWN</p> <p>** WITHDRAWN ** DOUBLE SIDE WORK BENCH, STEEL ANGLE EDGING 6 x JENNY POST HOLDERS 2135 x 1070 x 825mm WITH 6 x STOOLS NOT THE VICES.</p>	

LOT	QTY	DESCRIPTION	NOTE
11	WITHDRAWN	<p>** WITHDRAWN ** DOUBLE SIDE WORK BENCH, STEEL ANGLE EDGING 5 x JENNY POST HOLDERS 2135 x 1070 x 825mm WITH 6 x STOOLS NOT THE VICES.</p>	
12	WITHDRAWN	<p>** WITHDRAWN ** DOUBLE SIDE WORK BENCH, STEEL ANGLE EDGING 5 x JENNY POST HOLDERS 2135 x 1070 x 825mm WITH 6 x STOOLS NOT THE VICES.</p>	
13			<p>ARC WELDER, WIA WELDARC UTILITY, MC18 200AMP, DUAL RANGE WITH LEADS, 415V</p>
14			<p>ARC WELDER, WIA WELDARC UTILITY, MC18 200AMP, DUAL RANGE WITH LEADS, 415V</p>
15			<p>PLASMA CUTTER, CEM MOD: 30 240V, SINGLE PHASE</p>
16			<p>DOUBLE ENDED PEDESTAL GRINDER, HEBCO 14 x 2" TYPE: 29/74 S/NO: 14031 415V WITH E/STOP</p>









LOT	QTY	DESCRIPTION	NOTE
17			DOUBLE ENDED PEDESTAL BUFF, GMF TYPE: TB4A8H S/NO: Z996933 415V WITH E/STOP & WASTE BINS.
18			TIMBER THICKNESSER, WOODFAST 320 x 160mm 415V WITH E/STOP
19			DUST EXTRACTOR, WOODFAST MOD: 350 415V, SINGLE BAG
20			TABLE SAW, WOODFAST 20"/51cm 415V WITH E/STOP
21			DUST EXTRACTOR, WOODFAST MOD: 325 415V, SINGLE BAG
22			TIMBER PLANER, WOODFAST 6" 415V WITH E/STOP

LOT	QTY	DESCRIPTION	NOTE
23		DUST EXTRACTOR, WOODFAST MOD: 325 415V, SINGLE BAG	
			
24		VERTICAL TIMBER BAND SAW, WOODFAST 300mm THROAT 415V WITH E/STOP	
			
25		DUST EXTRACTOR, WOODFAST MOD: 325 415V, SINGLE BAG	
			
26		** WITHDRAWN ** DUST EXTRACTOR, WOODFAST SINGLE BAG 415V	
27		TIMBER MORTISER, CARBA-TEC MOD: CT-HM16D 240V WITH E/STOP INCLUDES BENCH.	
			
28		DUST EXTRACTOR, WOODFAST MOD: IMD900 SINGLE BAG 240V	
			

LOT	QTY	DESCRIPTION	NOTE
29		DUST EXTRACTOR, WOODFAST SINGLE BAG 240V	
			
30		DOUBLE SIDED TIMBER CARPENTERS BENCH WITH 2 x DAWN No9 CARPENTERS VICES, DOUBLE SIDED UNDER BENCH SHADOWBOARD, 1680 x 900 x 40mm	
			
31		DOUBLE SIDED TIMBER CARPENTERS BENCH WITH 2 x DAWN No9 CARPENTERS VICES, DOUBLE SIDED UNDER BENCH SHADOWBOARD, 1680 x 900 x 40mm	
			
32		DOUBLE SIDED TIMBER CARPENTERS BENCH WITH 2 x DAWN No9 CARPENTERS VICES, DOUBLE SIDED UNDER BENCH SHADOWBOARD, 1680 x 900 x 40mm	
			
33		DOUBLE SIDED TIMBER CARPENTERS BENCH WITH 2 x DAWN No9 CARPENTERS VICES, DOUBLE SIDED UNDER BENCH SHADOWBOARD, 1680 x 900 x 40mm	
			
34		DOUBLE SIDED TIMBER CARPENTERS BENCH WITH 2 x DAWN No9 CARPENTERS VICES, DOUBLE SIDED UNDER BENCH SHADOWBOARD, 1680 x 900 x 40mm	
			
35		DOUBLE SIDED TIMBER CARPENTERS BENCH WITH 2 x DAWN No9 CARPENTERS VICES, DOUBLE SIDED UNDER BENCH SHADOWBOARD, 1680 x 900 x 40mm	
			
36		DOUBLE SIDED TIMBER CARPENTERS BENCH WITH 2 x DAWN No9 CARPENTERS VICES, DOUBLE SIDED UNDER BENCH SHADOWBOARD, 1680 x 900 x 40mm	
			

LOT	QTY	DESCRIPTION	NOTE
37		 <p>DOUBLE SIDED TIMBER CARPENTERS BENCH WITH 2 x DAWN No9 CARPENTERS VICES, DOUBLE SIDED UNDER BENCH SHADOWBOARD, 1680 x 900 x 40mm</p>	
38		 <p>DOUBLE SIDED TIMBER CARPENTERS BENCH WITH 2 x DAWN No9 CARPENTERS VICES, DOUBLE SIDED UNDER BENCH SHADOWBOARD, 1680 x 900 x 40mm</p>	
39		 <p>DOUBLE SIDED TIMBER CARPENTERS BENCH WITH 4 x DAWN No9 CARPENTERS VICES, DOUBLE SIDED UNDER BENCH SHADOWBOARD, 1680 x 900 x 40mm</p>	
40		 <p>TIMBER DRAWER SET, 18 x DRAWERS, 3.1 x 0.6 x 0.8m (H)</p>	
41		 <p>VERTICAL TIMBER BAND SAW, WOODFAST 300mm THROAT 415V WITH E/STOP</p>	
42		 <p>DUST EXTRACTOR, WOODFAST MOD: 325 415V, SINGLE BAG</p>	
43		 <p>BENCH DRILL, WALDOWN No2 M/T 415V WITH E/STOP 1/2" CAPACITY WITH CHUCK GUARD</p>	

LOT	QTY	DESCRIPTION	NOTE
44			DUST EXTRACTOR, WOODFAST MOD: 325 415V, SINGLE BAG
45			DISC & BELT SANDER, WOODFAST 100mm BELT 250mm DISC 415V WITH DUAL E/STOP
46			PLASTIC THERMOFORMER, WOODFAST MOD: 460 240V
47			TABLE SAW, WOODFAST 24"/610mm 415V WITH E/STOP
48			DUST EXTRACTOR, WOODFAST MOD: 325 415V, SINGLE BAG
49			DOUBLE SIDED TIMBER CARPENTERS BENCH WITH 2 x DAWN No9 CARPENTERS VICES, DOUBLE SIDED UNDER BENCH SHADOWBOARD, 1680 x 900 x 40mm APPROX.

LOT	QTY	DESCRIPTION	NOTE
50			DOUBLE SIDED TIMBER CARPENTERS BENCH WITH 4 x DAWN No9 CARPENTERS VICES 1680 X 900 X 40 MM APPROX.
51			DOUBLE SIDED TIMBER CARPENTERS BENCH WITH 4 x DAWN No9 CARPENTERS VICES 1680 X 900 X 40 MM APPROX.
52			DOUBLE SIDED TIMBER CARPENTERS BENCH WITH 4 x DAWN No9 CARPENTERS VICES 1680 x 900 x 40MM APPROX.
53			DOUBLE SIDED TIMBER CARPENTERS BENCH WITH 4 x DAWN No9 CARPENTERS VICES 1680 X 900 X 40 MM APPROX.
54			DOUBLE SIDED TIMBER CARPENTERS BENCH WITH 4 x DAWN No9 CARPENTERS VICES 1680 X 900 X 40 MM APPROX.
55			DOUBLE SIDED TIMBER CARPENTERS BENCH WITH 2 x DAWN No9 CARPENTERS VICES 1680 X 900 X 40 MM APPROX.
56			STEEL FILING CABINET, NAMCO, 4 DRAWER, BLUE
57			STEEL FILING CABINET, GODFREY, 4 DRAWER, GREY

LOT	QTY	DESCRIPTION	NOTE
-----	-----	-------------	------

58




STEEL FILING CABINET, GODFREY, 4 DRAWER, RED

59



STEEL FILING CABINET, GODFREY, 2 DRAWER, GREY

60



FLAMMABLE GOODS CABINET, 1600 x 1100 x 475mm
250 LTR.

61



FLAMMABLE GOODS CABINET, 1600 x 1100 x 475mm
250 LTR .

62



MODULAR SPRAY BOOTH,
4 x 2 x 2.2m (H)
WITH FILTER WALL
APPROX 500mm EXHAUST FAN
(BUYER TO REMOVE)

63



WALL MOUNT REVERSE CYCLE AIRCONDITIONER,
KELVINATOR
CONDITION UNKNOWN

LOT	QTY	DESCRIPTION	NOTE
-----	-----	-------------	------

64



EVAPORATIVE AIRCONDITIONER, BRAEMER
MOD: RPA4S
4.5AMPS

65



GAS OVEN HOT PLATE UNIT, EUROMAID
MOD: GG54G0W
NATURAL GAS
APPROX 2 YEARS OLD
LITTLE USE

66



GAS OVEN HOT PLATE UNIT, EUROMAID
MOD: GG54G0W
NATURAL GAS
APPROX 2 YEARS OLD
LITTLE USE

67



GAS OVEN HOT PLATE UNIT, EUROMAID
MOD: GG54G0W
NATURAL GAS
APPROX 2 YEARS OLD
LITTLE USE

68



GAS OVEN HOT PLATE UNIT, EUROMAID
MOD: GG54G0W
NATURAL GAS
APPROX 2 YEARS OLD
LITTLE USE

69



GAS OVEN HOT PLATE UNIT, EUROMAID
MOD: GG54G0W
NATURAL GAS
APPROX 2 YEARS OLD
LITTLE USE

LOT	QTY	DESCRIPTION	NOTE
-----	-----	-------------	------

70



GAS OVEN HOT PLATE UNIT, EUROMAID
 MOD: GG54G0W
 NATURAL GAS
 APPROX 2 YEARS OLD
 LITTLE USE

71



GAS OVEN HOT PLATE UNIT, EUROMAID
 MOD: GG54G0W
 NATURAL GAS
 APPROX 2 YEARS OLD
 LITTLE USE

72



GAS OVEN HOT PLATE UNIT, EUROMAID
 MOD: GG54G0W
 NATURAL GAS
 APPROX 2 YEARS OLD
 LITTLE USE

73









GAS OVEN HOT PLATE UNIT, EUROMAID
 MOD: GG54G0W
 NATURAL GAS
 APPROX 2 YEARS OLD
 LITTLE USE

74



GAS OVEN HOT PLATE UNIT, EUROMAID
 MOD: GG54G0W
 NATURAL GAS
 APPROX 2 YEARS OLD
 LITTLE USE

LOT	QTY	DESCRIPTION	NOTE
75		GAS OVEN HOT PLATE UNIT, EUROMAID MOD: GG54G0W NATURAL GAS APPROX 2 YEARS OLD LITTLE USE	
76		GAS OVEN HOT PLATE UNIT, EUROMAID MOD: GG54G0W NATURAL GAS APPROX 2 YEARS OLD LITTLE USE DAMAGED OVEN DOOR	
77		GAS OVEN HOT PLATE UNIT, EUROMAID MOD: GG54G0W NATURAL GAS APPROX 2 YEARS OLD LITTLE USE DAMAGED OVEN DOOR	
77a		TECALMIT 2 POST FLOOR PLATE CAR HOIST 3,000kg 415V	
78		AIR COMPRESSOR, PILOT MOD: K30 2 STAGE. S/NO: 02.3.33865 TWIN CYLINDER 5.5kw (7.5HP) 415V	
79		RYOBI VERTICAL BANDSAW . BENCH TOP TYPE. 240 VOLT MODEL RBS904. 230 X 90 MM.	

LOT	QTY	DESCRIPTION	NOTE
-----	-----	-------------	------

80



DOUBLE SIDED STEEL STORAGE UNIT, 1950 x 900 x 800mm
APPROX
4 TIER

81




DIESEL ENGINE, KUBOTA
MOD: V1702
4 CYLINDER
NO ACCESSORIES
CONDITION UNKNOWN

82



DIESEL ENGINE, NISSAN
4 CYLINDER
WITH STARTER ONLY
(S2)
NO ACCESSORIES
CONDITION UNKNOWN

83










PETROL ENGINE, HOLDEN RODEO
V6
NO ACCESSORIES, DISPLAY ENGINE ONLY
STAND NOT INCLUDED
CONDITION UNKNOWN.

84



ON CAR WHEEL BALANCER, REPCO
MOD: 409
415V

LOT	QTY	DESCRIPTION	NOTE
85		PAIR ALUMINIUM GLASS SLIDING DOORS WITH FRAME 2240 (H) x 870mm (W) APPROX.	
			
86		2 X STEEL PLAN FILE UNIT, 6 DRAWER ON STAND GREY AND BLUE.	
			
87		STEEL FILING CABINET, GODFREY, 4 DRAWER, GREY	
			
88		PAIR STEEL FILING CABINETS, RESOURCE, 4 DRAWER, BEIGE	
			
89		5 x STEEL FRAME LAMINEX TOP WORK TABLES, 1500 x 900mm	
			
90		VINTAGE CHALK BOARD, 2.8 x 1.2m	
			
91		WHITEBOARD, 2.8 x 1.2m	
			

LOT	QTY	DESCRIPTION	NOTE
-----	-----	-------------	------

92 VISITORS COUCH SET, MOBILE, PURPLE VINYL 4 PCE.



93 VISITORS COUCH SET, MOBILE, ORANGE VINYL 4 PCE.



94 5 x STEEL FRAME LAMINEX TOP WORK TABLES, 1750 x 900mm



95 WALL MOUNT ALUMINIUM BENCH



96 **WITHDRAWN** ** WITHDRAWN **
4 x STEEL FRAME LAMINEX TOP WORK TABLES, 1200 x 600mm

97 **WITHDRAWN** ** WITHDRAWN **
3 x STEEL FRAME LAMINEX TOP WORK TABLES, 1200 x 600mm

98 **WITHDRAWN** ** WITHDRAWN **
3 x STEEL FRAME LAMINEX TOP WORK TABLES, 1200 x 600mm

99 **WITHDRAWN** ** WITHDRAWN **
3 x STEEL FRAME LAMINEX TOP WORK TABLES, 1200 x 600mm

LOT	QTY	DESCRIPTION	NOTE
-----	-----	-------------	------

100



CARPET SQUARE, 2.9 x 2m, 100% WOOL, BELCANTO

101



TABLE TOP GUILLOTINE, LEDAH
MOD: 430MS

102



STEEL FILING CABINET, GODFREY, 4 DRAWER, ORANGE

103



14 x CIRCULAR FLURO TUBES, 32w

104

**** WITHDRAWN ****
3 x STEEL FRAME LAB CHAIRS, 2 x STEEL FRAME LAMINEX
TABLES, GREY, 1500 x 900mm & STEEL FRAME TROLLEY,
1200 x 600mm

105



2 X STEEL FILING CABINETS, 4 DRAWER, BLUE & GREY.

LOT	QTY	DESCRIPTION	NOTE
106		ELECTRIC COOKTOP, WESTINGHOUSE, 4 x PLATE IN BENCH	
			
107		HEAVY DUTY TIMBER WORK BENCH, 2 TIER, 3.35 x 1.05m	
			
108		HEAVY DUTY TIMBER WORK BENCH, 2 TIER, 3.35 x 1.05m	
			
109		CORNER DESK UNIT, MELAMINE, GREY, 1200 x 1200mm	
			
110		WALK BEHIND SWEEPER SHOP VAC MOD: 305	
			
111		STAIR CLIMBING SACK TRUCK	
			
112		PVC DUCTING, 300mm, 2 x 90 DEGREE ELBOWS, 2.4m STRAIGHT TUBE	
			

LOT	QTY	DESCRIPTION	NOTE
113		3 x STEEL FILING CABINETS, 2, 3 & 4 DRAWER, 2 x CLOTH VISITORS CHAIRS, TIMBER BOOKSHELF, 2 x 1m, & STEEL FRAME LAMINEX TOP WORK BENCH, 1200 x 600mm	
114		*** VACANT ***	
115		9 x ART DECO TABLES, STEEL FRAME, LAMINEX TOP, 1500 x 900mm	
116		BENCHTOP DRILL PRESS, LEADCRAFT 13mm, 5 SPEED 240V WITH BENCH	
117		WHITEBOARD, 2400 x 1200mm	
118		4 & 3 DRAWER TIMBER LAMINATE FILING CABINETS, BEECH/STORM	
119		ORANGE VINYL VISITORS COUCH, 4 PIECE	
120		PURPLE VINYL VISITORS COUCH, 3 PIECE	

LOT	QTY	DESCRIPTION	NOTE
-----	-----	-------------	------

121



SAFE, ROBINSON MOTOR COMPANY
WITH KEY
1050 x 760 x 620mm

122



10 x VARIOUS TECH STUDY STOOLS

123



TEAM BOARD/SMART WHITEBOARD
1380 x 1100mm
WITH
SANYO SHORT THROW PROJECTOR, PROWIDE &
RETRACTABLE SCREEN, 1800mm WIDE. & CABLES