

LOT	QTY	DESCRIPTION	NOTE
-----	-----	-------------	------

1



POWER DISTRIBUTION BOARD, 160 x 55cm,  
20 x 240V & 3 X 415V OUTLETS, GALV FRAME

2



POWER DISTRIBUTION BOARD, 160 x 55cm,  
20 x 240V & 3 X 415V OUTLETS, GALV FRAME

3



POWER DISTRIBUTION BOARD, 160 x 55cm,  
20 x 240V & 3 X 415V OUTLETS, GALV FRAME

4



POWER DISTRIBUTION BOARD, 160 x 55cm,  
20 x 240V & 3 X 415V OUTLETS, GALV FRAME

5



POWER DISTRIBUTION BOARD, 160 x 55cm,  
20 x 240V & 3 X 415V OUTLETS, GALV FRAME

LOT	QTY	DESCRIPTION	NOTE
-----	-----	-------------	------

6



POWER DISTRIBUTION BOARD, 160 x 55cm,  
20 x 240V & 3 X 415V OUTLETS, GALV FRAME  
(LOCKED)  
ANYONES GUESS

7



POWER DISTRIBUTION BOARD, 160 x 55cm,  
20 x 240V & 3 X 415V OUTLETS, GALV FRAME

8



POWER DISTRIBUTION BOARD, 160 x 55cm,  
20 x 240V & 3 X 415V OUTLETS, GALV FRAME

9



POWER DISTRIBUTION BOARD, 160 x 55cm,  
20 x 240V & 3 X 415V OUTLETS, GALV FRAME

10



POWER DISTRIBUTION BOARD, 160 x 55cm,  
14 x 240V OUTLETS  
GALV FRAME

LOT	QTY	DESCRIPTION	NOTE
-----	-----	-------------	------

11



POWER DISTRIBUTION BOARD, 160 x 55cm,  
2 x 240V & 3 x 415V OUTLETS  
GALV FRAME

12



POWER DISTRIBUTION BOARD, 160 x 55cm,  
17 x 240V & 3 x 415V OUTLETS  
GALV FRAME

13



POWER DISTRIBUTION BOARD, 160 x 55cm,  
16 x 240V & 3 x 415V OUTLETS, GALV FRAME

14



POWER DISTRIBUTION BOARD, 160 x 55cm,  
17 x 240V & 3 x 415V OUTLETS, GALV FRAME

15



POWER DISTRIBUTION BOARD, 160 x 55cm,  
18 x 240V & 3 x 415V OUTLETS, GALV FRAME

LOT	QTY	DESCRIPTION	NOTE
-----	-----	-------------	------

16



POWER DISTRIBUTION BOARD, 160 x 55cm,  
20 x 240V & 3 x 415V OUTLETS, GALV FRAME

17



POWER DISTRIBUTION BOARD, 160 x 55cm,  
20 x 240V & 3 x 415V OUTLETS, GALV FRAME

18



POWER DISTRIBUTION BOARD, 160 x 55cm,  
8 x 240V & 6 x 415V OUTLETS, GALV FRAME

19











POWER DISTRIBUTION BOARD, 160 x 55cm,  
8 x 240V & 6 x 415V OUTLETS, GALV FRAME

20



POWER DISTRIBUTION BOARD, 160 x 55cm,  
8 x 240V & 6 x 415V OUTLETS, GALV FRAME

LOT	QTY	DESCRIPTION	NOTE
21		POWER DISTRIBUTION BOARD, 160 x 55cm, 8 x 240V & 6 x 415V OUTLETS, GALV FRAME	
22		POWER DISTRIBUTION BOARD, 160 x 55cm, 20 x 240V & 3 x 415V OUTLETS, GALV FRAME	
23		POWER DISTRIBUTION BOARD, 160 x 55cm, 20 x 240V & 3 x 415V OUTLETS, GALV FRAME	
24		POWER DISTRIBUTION BOARD, 160 x 55cm, 20 x 240V & 3 x 415V OUTLETS, GALV FRAME	
25		2 x DISTRIBUTION BOARDS, 140 x 60cm, WITH BREAKERS & ISOLATOR SWITCH	
26		2 x DISTRIBUTION BOARDS,, 140 x 60cm, WITH BREAKERS & ISOLATOR SWITCH	

LOT	QTY	DESCRIPTION	NOTE
27		2 x DISTRIBUTION BOARDS,, 140 x 60cm, WITH BREAKERS & ISOLATOR SWITCH	
28		3 x DISTRIBUTION BOARDS,, 140 x 60cm, WITH BREAKERS & ISOLATOR SWITCH	
29		2 x DISTRIBUTION BOARDS,, 140 x 60cm, WITH BREAKERS & ISOLATOR SWITCH	
30		25 (APPROX) x TWIN FLURO BATTENS, 240V	
31		25 (APPROX) x TWIN FLURO BATTENS, 240V	
32		25 (APPROX) x TWIN FLURO BATTENS, 240V	
33		2 x PART SPOOLS 240V CABLE	
34		3 x PART SPOOLS 240V CABLE & SOCKETS	

LOT	QTY	DESCRIPTION	NOTE
-----	-----	-------------	------

35



3 x PART SPOOLS 240V CABLE & SOCKETS

36



2 x PART SPOOLS 240V CABLE & SOCKETS

37



3 x PART SPOOLS 240V CABLE & SOCKETS

38



3 x PART SPOOLS 240V CABLE & SOCKETS

39



3 x PART SPOOLS 240V CABLE & SOCKETS

LOT	QTY	DESCRIPTION	NOTE
-----	-----	-------------	------

40



3 x PART SPOOLS 240V CABLE & SOCKETS

41



3 x PART SPOOLS 240V CABLE & SOCKETS

42



3 x PART SPOOLS 240V CABLE & SOCKETS

43




3 x PART SPOOLS 240V CABLE & SOCKETS










44




















2 x PART SPOOLS 240V CABLE & SOCKETS




















LOT	QTY	DESCRIPTION	NOTE
45		1 x PART SPOOL 240V CABLE	
46		3 x PART SPOOLS 240V CABLE	
47		2 x PART SPOOLS 240V CABLE	
48		2 x PART SPOOLS 240V CABLE	
49		2 x DISTRIBUTION BOARDS, 140 x 60cm, WITH BREAKERS & ISOLATOR SWITCH	
50		2 x DISTRIBUTION BOARDS, 140 x 60cm, WITH BREAKERS & ISOLATOR SWITCH	
51		2 x DISTRIBUTION BOARDS, 140 x 60cm, WITH BREAKERS & ISOLATOR SWITCH	










LOT	QTY	DESCRIPTION	NOTE
52		2 x DISTRIBUTION BOARDS, 140 x 60cm, WITH BREAKERS & ISOLATOR SWITCH	
53		2 x DISTRIBUTION BOARDS, 140 x 60cm, WITH BREAKERS & ISOLATOR SWITCH	
54		2 x DISTRIBUTION BOARDS, 140 x 60cm, WITH BREAKERS & ISOLATOR SWITCH	
55		2 x DISTRIBUTION BOARDS, 140 x 60cm, WITH BREAKERS & ISOLATOR SWITCH	
56		2 x DISTRIBUTION BOARDS, 140 x 60cm, WITH BREAKERS & ISOLATOR SWITCH	
57		4 x PART SPOOLS 240V CABLE & SOCKETS	
58		5 x PART SPOOLS 240V CABLE & SOCKETS	
59		6 x ASSORTED FLOOD LIGHTS	
60		3 x ASSORTED FLOOD & 1 x TRAFFIC LIGHT	










LOT	QTY	DESCRIPTION	NOTE
61		10 x WATERPROOF TWIN FLURO BATTENS LIGHTS	
62		10 x WATERPROOF TWIN FLURO BATTENS LIGHTS	
63		10 x ASSORTED TWIN FLURO BATTENS LIGHTS	
64		13 x ASSORTED TWIN FLURO BATTENS LIGHTS	
65		20 x TWIN FLURO BATTEN LIGHTS	
66		25 x TWIN FLURO BATTEN LIGHTS	
67		20 x WATERPROOF TWIN FLURO BATTEN LIGHTS	
68		8 x WATERPROOF TWIN FLURO BATTEN LIGHTS (NO COVERS)	
69		LARGE QUANTITY SINGLE & TWIN FLURO BATTEN LIGHTS	

LOT	QTY	DESCRIPTION	NOTE
70		 2 x DISTRIBUTION BOARDS, 140 x 60cm, WITH BREAKERS & ISOLATOR SWITCH	
71		 2 x DISTRIBUTION BOARDS, 140 x 60cm, WITH BREAKERS & ISOLATOR SWITCH	
72		 3 x ASSORTED ELECTRICAL CABINETS	
73		 2 x DISTRIBUTION BOARDS, 140 x 60cm, WITH BREAKERS & ISOLATOR SWITCH	
74		 1 x DISTRIBUTION BOARD, 140 x 60cm, WITH BREAKERS & ISOLATOR SWITCH (LOCKED)	
75		 25 x SINGLE & TWIN FLURO BATTEN LIGHTS	
76		 6 x WATERPROOF BATTEN LIGHTS & 2 x FLOODLIGHTS	
77		 10 x ASSORTED WATERPROOF TWIN FLURO BATTEN LIGHTS	










LOT	QTY	DESCRIPTION	NOTE
78		2 x PART SPOOLS, 240V & 415V CABLE WITH SOCKETS	
79		QUANTITY 240V CABLE, 1 x PALLET	
80		3 x PART SPOOLS, 240V CABLE	
81		3 x PART SPOOLS, 240V CABLE	
82		2 x PART SPOOLS, 240V CABLE	
83		5 x PART SPOOLS, 240V CABLE	
84		QUANTITY 240V CABLE, 1 x PALLET	
85		QUANTITY 240V CABLE, 1 x PALLET	









LOT	QTY	DESCRIPTION	NOTE
86		QUANTITY 240V CABLE, 1 x PALLET	
			
87		10 x ASSORTED WATERPROOF TWIN FLURO BATTEN LIGHTS	
			
88		5 x FLOOD LIGHTS, GEWISS GW85241S, 150w, 240V	
			
89		ASSORTED FLOOD LIGHTS, LAMPS, ETC, 1 x CRATE	
			
90		4 x FLOOD LIGHTS, GEWISS GW85241S, 150w, 240V	
			
91		4 x FLOOD LIGHTS, GEWISS GW85241S, 150w, 240V	
			
92		4 x FLOOD LIGHTS, GEWISS GW85241S, 150w, 240V	
			
93		9 x LENGTHS ALUMINIUM CABLE TRUNKING, EACH 6m WITH SOCKETS	
			
94		9 x LENGTHS ALUMINIUM CABLE TRUNKING, EACH 6m WITH SOCKETS	
			









LOT	QTY	DESCRIPTION	NOTE
95		 10 x LENGTHS ALUMINIUM CABLE TRUNKING, EACH 6m WITH SOCKETS	
96		 8 x MATCHING OFFICE ARM CHAIRS, BLACK VINYL, GAS LIFT	
97		 8 x MATCHING OFFICE ARM CHAIRS, BLACK VINYL, GAS LIFT	
98		 10 x MATCHING OFFICE ARM CHAIRS, BLACK VINYL, GAS LIFT	
99		 10 x ASSORTED OFFICE CHAIRS	
100		 12 x MATCHING OFFICE CHAIRS, BLUE FABRIC, GAS LIFT	
101		 6 x GREY LAMINATE DESK, 180 x 90cm, 150 x 90cm & 5 x ASSORTED MOBILES	
102		 2 x DESKS, BEECH/IRONSTONE, 180 x 90cm & 2 x ASSORTED GREY LAMINATE DESKS	
103		 2 x DISTRIBUTION BOARDS, 140 x 60cm, WITH BREAKERS & ISOLATOR SWITCH	










LOT	QTY	DESCRIPTION	NOTE
104		QUANTITY 240V CABLE & SOCKETS, 1 x PALLET	
105		QUANTITY 240V CABLE & SOCKETS, 1 x PALLET	
106		QUANTITY 240V CABLE & SOCKETS, 1 x PALLET	
107		QUANTITY 240V CABLE & SOCKETS, 1 x PALLET	
108		QUANTITY 240V CABLE & SOCKETS, 1 x PALLET	
109		MOBILE GALV CASE, 116 x 70 x 94cm	
110		MOBILE GALV CASE, 116 x 70 x 94cm	
111		2 x DISTRIBUTION BOARDS, 140 x 60cm, WITH BREAKERS & ISOLATOR SWITCH	
112		2 x DISTRIBUTION BOARDS, 140 x 60cm, WITH BREAKERS & ISOLATOR SWITCH	





















LOT	QTY	DESCRIPTION	NOTE
113		2 x DISTRIBUTION BOARDS, 140 x 60cm, WITH BREAKERS & ISOLATOR SWITCH	
114		2 x DISTRIBUTION BOARDS, 140 x 60cm, WITH BREAKERS & ISOLATOR SWITCH	
115		4 x PART ROLLS HEAVY DUTY CARPET, RUBBER BACKING	
116		5 x PART ROLLS ARTIFICIAL GRASS, EACH 240cm APPROX	
117		4 x PART ROLLS CARPET, EACH 260cm (W)	
118		5 x PART ROLLS CARPET, EACH 240cm (W)	
119		5 x PART ROLLS CARPET, EACH 240cm (W)	
120		5 x PART ROLLS CARPET, 360 & 410cm (W)	
121		5 x PART ROLLS CARPET, 360 & 410cm (W)	










LOT	QTY	DESCRIPTION	NOTE
122		5 x PART ROLLS CARPET, 300 & 490cm (W)	
123		2 x ROLLS HEAVY DUTY CARPET, 180 & 330cm (W)	
124		4 x PART ROLLS CARPET	
125		QUANTITY 240V CABLE, 1 x PALLET	
126		2 x DISTRIBUTION BOARDS, 140 x 60cm, WITH BREAKERS & ISOLATOR SWITCH	
127		2 x DISTRIBUTION BOARDS, 140 x 60cm, WITH BREAKERS & ISOLATOR SWITCH	
128		5 x METER BOXES	
129		QUANTITY 240V CABLE & SOCKETS, 1 x PALLET	

LOT	QTY	DESCRIPTION	NOTE
130		63 AMP PLUG, SWITCH & BREAKERS	
			
131		WIRE MESH STEEL STILLAGE, 110 x 130cm	
			
132		QUANTITY 240V CABLE & SOCKETS, 1 x PALLET	
			
133		QUANTITY 240V CABLE & SOCKETS, 1 x PALLET	
			
134		QUANTITY 240V CABLE & SOCKETS, 1 x PALLET	
			
135		QUANTITY 240V CABLE & SOCKETS, 1 x PALLET	
			
136		QUANTITY 240V CABLE & SOCKETS, 1 x PALLET	
			
137		QUANTITY 240V CABLE, 1 x PALLET	
			

LOT	QTY	DESCRIPTION	NOTE
138		QUANTITY 240V CABLE, 1 x PALLET	
139		QUANTITY 240V CABLE, 1 x PALLET	
140		QUANTITY 240V CABLE & SOCKETS, 1 x PALLET	
141		QUANTITY 240V CABLE & SOCKETS, 1 x PALLET	
142		QUANTITY 240V CABLE & SOCKETS, 1 x PALLET	
143		QUANTITY 240V CABLE & SOCKETS, 1 x PALLET	
144		QUANTITY 240V CABLE & SOCKETS, 1 x PALLET	
145		QUANTITY 240V CABLE & SOCKETS, 1 x PALLET	
146		QUANTITY 240V CABLE & SOCKETS, 1 x PALLET	

LOT	QTY	DESCRIPTION	NOTE
147		QUANTITY 240V CABLE & SOCKETS, 1 x PALLET	
148		QUANTITY 240V CABLE & SOCKETS, 1 x PALLET	
149		QUANTITY 240V CABLE & SOCKETS, 1 x PALLET	
150		QUANTITY 240V CABLE & SOCKETS, 1 x PALLET	
151		QUANTITY 240V CABLE & SOCKETS, 1 x PALLET	
152		2 x WIRE MESH STEEL STILLAGES, EACH 110 x 30cm	
153		LARGE QUANTITY ASSORTED EXIT SIGNS, (NOT CRATE, CONTENTS ONLY)	
154		ASSORTED FLOOD & LED DOWN LIGHTS, (NOT CRATE, CONTENTS ONLY)	
155		ASSORTED FLOOD LIGHTS, 6 x CRATES	

LOT	QTY	DESCRIPTION	NOTE
156		QUANTITY LED DOWN LIGHTS, 7 x CRATES	
			
157		ASSORTED FLOODLIGHTS & TUBES, 1 x PALLET	
			
158		PLYWOOD FORMWORK BOARDS, UP TO 240 x 120cm, 2 x STACKS	
			
159		PLYWOOD FORMWORK BOARDS, UP TO 240 x 120cm, 2 x STACKS	
			
160		PLYWOOD FORMWORK BOARDS, UP TO 240 x 120cm, 2 x STACKS	
			
161		PLYWOOD FORMWORK BOARDS, UP TO 240 x 120cm, 2 x STACKS	
			
162		PLYWOOD FORMWORK BOARDS, UP TO 240 x 120cm, 3 x STACKS	
			
163		PLYWOOD FORMWORK BOARDS, UP TO 240 x 120cm, 2 x STACKS	
			
164		PLYWOOD FORMWORK BOARDS & SHEETS, UP TO 240 x 120cm, 2 x STACKS	
			

LOT	QTY	DESCRIPTION	NOTE
165		PLYWOOD FORMWORK BOARDS & SHEETS, 240 x 120cm, 1 x STACK	
166		PLYWOOD FORMWORK BOARDS, 240 x 120cm, 2 x STACKS	
167		PLYWOOD FORMWORK BOARDS, 240 x 120cm, 1 x STACK	
168		PLYWOOD FORMWORK BOARDS, 240 x 120cm, 1 x STACK	
169		PLYWOOD FORMWORK BOARDS, 240 x 120cm, 1 x STACK	
170		PLYWOOD FORMWORK BOARDS, 240 x 120cm, 1 x STACK	
171		PLYWOOD FORMWORK BOARDS, 240 x 120cm, 2 x STACKS	
172		PLYWOOD FORMWORK BOARDS & SHEETS, UP TO 240 x 120cm, 1 x STACK	
173		PLYWOOD FORMWORK BOARDS, 240 x 120cm, 1 x STACK	

LOT	QTY	DESCRIPTION	NOTE
174		PLYWOOD FORMWORK BOARDS, UP TO 240 x 120cm, 2 x STACKS	
175		PLYWOOD FORMWORK BOARDS, UP TO 240 x 120cm, 2 x STACKS	
176		PLYWOOD FORMWORK BOARDS, UP TO 240 x 120cm, 2 x STACKS	
177		PLYWOOD FORMWORK BOARDS, UP TO 240 x 120cm, 2 x STACKS	
178		20' STEEL SHIPPING CONTAINER (E-04)	
179		20' STEEL SHIPPING CONTAINER (E-06)	
180		20' STEEL SHIPPING CONTAINER (E-03)	
181		20' STEEL SHIPPING CONTAINER, SOME RUST, (A-03)	
182		20' STEEL SHIPPING CONTAINER, SOME RUST, DAMAGED FLOOR, (E-05)	