


















LOT	QTY	DESCRIPTION	NOTE
1			<p>IN FEED HOPPER, 2700 X 1900 MM, PLATE STEEL BODY, BOX STEEL SUPPORT FRAME WITH BOTTOM FEED DISCHARGE CONVEYOR 4000MM X 900MM WIDE BELT 415 VOLT MOTOR.</p>
2			<p>UP FEED CONVEYOR TO SCREEN, 20 METER X 750MM WIDE BELT 415 VOLT MOTOR WITH SUPPORT FRAMES.</p>
3			<p>JAQUES TRIPLE DECK SCREEN, 14 FT X 5 FT, INCLINE TYPE MODEL 3514 SNO, 604686 BELT DRIVE 415 VOLT, WITH SUPPORT STRUCTURE, ACCESS STEPS AND WALK WAY ALSO TO INCLUDE BOTTOM DISCHARGE CONVEYOR</p>
4			<p>PRECISION SCREENS STOCK PILE DISCHARGE CONVEYOR, 10METER X 500MM WIDE BELT, 415VOLT MOTOR WITH SUPPORT FRAME</p>
5			<p>PRECISION SCREENS STOCK PILE DISCHARGE CONVEYOR, 10 METER X 500MM WIDE BELT, 415 VOLT MOTOR WITH SUPPORT FRAME</p>
6			<p>PRODUCT TRANSFER CONVEYOR, 15 METER X 750 MM 415 VOLT MOTOR, WITH WALK WAY FRAME NO SUPPORT STRUCTURE (TOP DECK TO SCREEN CRUSHER)</p>
7			<p>JAQUES IMPACTOR CRUSHER MODEL 536 POWERED BY 110 KW BELT DRIVE ELECTRIC MOTOR WITH BEAM SUPPORT FRAME & ACCESS STEPS PLUS WALK WWAY WITH DISCHARGE CONVEYOR 7.2 METER X 900 MM WIDE BELT & 415 VOLT MOTOR</p>
8			<p>ELEVATED RETURNS CONVEYOR 17.5 METER X 600 MM WIDE BELT WITH HOPPER SURROUND AND SUPPORT LEGS POWERED BY 415 VOLT ELECTRIC MOTOR</p>
9			<p>QUAMIN TRANSFER CONVEYOR 10 METER X 600 MM WIDE BELT WITH SUPPORT LEGS POWERED BY 415 VOLT ELECTRIC MOTOR (FEED TO STACKER)</p>

LOT	QTY	DESCRIPTION	NOTE
10		 <p>PRECISION SCREENS RADIAL STACKER SNO 7926586 15 METER X 600 MM WIDE BELT HOPPER SURROUND, POWRED BY 415 VOLT ELECTRIC MOTOR</p>	
11		 <p>LUDOWICI DOUBLE DECK SCREEN 14 FT X 5 FT MODEL CASM . 2-15/42 DOM 2009 SNO 60845 POWERED BY 5.5 KW 415 VOLT ELECTRIC MOTOR, 1058 RPM, STROKE 6.8 MM WITH SUPPORT STRUCTURE, ACCESS STEPS AND WALK WAYS</p>	
12		 <p>SCREEN DISCHARGE STOCK PILE CONVEYOR 10 METER X 600 MM WIDE BELT POWERD BY 415 VOLT ELECTRIC MOTOR (NO SUPPORT BASE)</p>	
13		 <p>SCREEN DISCHARGE STOCK PILE CONVEYOR 10 METER X 600 MM WIDE BELT POWERD BY 415 VOLT ELECTRIC MOTOR (NO SUPPORT BASE)</p>	
14		 <p>PLYMPIAN CATERPILLAR GENERATOR SET MODEL GEP 220, 220 KVA PIN 0LY00000CRNS03958 9831 HOURS POWERD BY PERKINS DIESEL ON SKID BASE FRAME AND CONTROLS</p>	
15		 <p>FIXED CRUSHING AND SCREEN PLANT ELECTRIC CONTROL STATION. SYSTEM START UP AND RUN CENTRE. TO INCLUDE ALL 415VOLT CABELING TO EACH UNIT AND TO FINISH AT JUNCTION BOXES, OR PLUG/ SWITH GEAR. NOTE: CABLE TRAYS STAY WITH MACHINERY.</p>	
16		 <p>3 STACKS OF REPLACEMENT SCREENS TO SUIT BOTH CRUSHERS AND OR SCREENS TO BE SOLD.</p>	
17		 <p>6 PALLETES OF REPLACEMENT WEAR PARTS FOR JAQUES CRUSHERS</p>	