


































LOT	QTY	DESCRIPTION	NOTE
1		 QUANTITY BLACK POLY PIPE, USED, 12-25mm DRIPPER LINE @ 900mm CENTRES.	
2		 QUANTITY JARRAH FLOORBOARDS, USED JOIST TIMBERS	
3		 MESH ANIMAL CAGE, 1200 x 600 x 850mm, GALV MESH BIRD CAGE, 800 x 600 x 400mm WITH SLIDE OUT TRAY & ASSORTED WATER & FEED BOWLS	
4		 DOUBLE DECK STOCK CRATE, 18'	
5		 PAIR HEAVY DUTY STEEL & MESH GATES WITH SLIDE RAILS, 2670 (H) x 1750mm (W)	
6		 TRAILER CANOPY, STEEL, 2150 (L) x 1600 (W) x 950 mm (H) APPROX & PAIR ROOF RACKS	
7		 QUANTITY ASSORTED TIMBER TREATED PINE POSTS, 100 x 100mm x 2.3 & 4.0m MIXED LOT HARD & SOFTWOOD PLANKS	
8		 PAIR ALUMINIUM GRID MESH PANELS , 2150 x 600mm	









LOT	QTY	DESCRIPTION	NOTE
9		HEAVY DUTY TIMBER LOADING RAMP, 3100 x 600mm	
10		20 (APPROX) x LENGTHS PVC CONDUIT & PLUMBING PIPE, UP TO 90mm DIAMETER & 6m	
11		HESSIAN ROLLS, 1 x PALLET	
12		ASSORTED TRUCK & VEHICLE RIMS & TYRES, VARIOUS TYPES, 5-6 STUD 1 x PALLET	
13		5 x 6 STUD TRUCK RIMS & TYRES, USED, 750R 16LT SPLIT RIMS	
14		5 x PETROL/PUMPS UNITS, ALL FAULTS SUIT SPARES, INCLUDES GX200 HONDA & GX160 HONDA,	
15		5 x ASSORTED WHITE PVC FENCE LINE & TUBS VARIOUS FENCE HARDWARE	
16		2 x ROLLS GALV CHAIN MESH, 1800mm (H), AS NEW, 11 x GALV POSTS, APPROX 2800mm, 8 x TUBS PIPE CLAMPS & FITTINGS	





LOT	QTY	DESCRIPTION	NOTE
17		 <p>2 x 200 LITRE STEEL OPEN TOP DRUMS & 2 x POLY DRUMS, WHITE & BLUE</p>	
18		 <p>ASSORTED BUILDING HARDWARE, TIMBER SUPPORT BRACKETS, GALV STRAPPING & NAIL PLATES, BLACK POLY ROLLS, PVC PLUMBING FITTINGS, TILES</p>	
19		 <p>BRICKS, PAVERS & CEMENT BLOCKS 3 x PALLETS</p>	
20		 <p>CONCRETE PAVERS, APPROX 14m2 2 x PALLETS</p>	
21		 <p>EARLY CEMENT MIXER, PETROL VILLIERS MOTOR & OLD GENSET, VILLIERS MOTOR, ALL FAULTS</p>	
22		 <p>SHEEP STOCKYARD, GALV, 28 x 3m x 900mm (H) PANEL, 4 x CURVED SECTIONS 18 x 1.5m SECTIONS, 4 x 2m SECTIONS, APPROX POSTS & GATES DRAFT RACE & DRENCH RACE COMPLETE WITH PLANS</p>	
23		 <p>DIESEL TANK, 2,000 LITRE ON STAND WITH HOSE & HAND PIECE</p>	





LOT	QTY	DESCRIPTION	NOTE
24		 DIESEL TANK, 2,000 LITRE ON STAND WITH HOSE & HAND PIECE	
25		 3 x CROPLANDS WHITE POLY TANKS, UNUSED & STAND 1 @ 120 LITRE 2 @ 600 LITRE TANKS HAVE NO FITTINGS	
26		 2 x CROPLANDS, WHITE POLY TANKS, UNUSED, 400 LITRE TANKS HAVE NO FITTINGS	
27		 RAGATOR BOOM SPRAY, COMPLETE WITH 2 x 7.6m ARMS & 5m EXTENSIONS CARRY FRAME, LINES, HOSES, HYDRAULIC LINES & RAMS SOLENOIDS, WIRING, LIFT & CONTROL TOTAL WIDTH: 28m	
28		 CROPLANDS SPRAY UNIT PART NO: LP1600/2 DOM: 08/2012 BARGAM IRRORATRICE DOM: 2012 TYPE: PGG1660 P/NO: S11603T HYDRAULIC DRIVE NO CONTROLLER	
29		 TEAM POLY, 1,000 LITRE YELLOW POLY TANK, HORIZONTAL & STAND	
30		 2 x SMALL POLY TANKS	
31		 WHITE POLY TANK & MARKER PUMP NO. 15.	

LOT	QTY	DESCRIPTION	NOTE
32		 CROPLANDS POLY TANK, 100 LITRE WITH 12V PUMP	
33		 HOSE REELS, ASSORTED HOSES & VALVE UNIT, 1 x PALLET AND DOSATRON UNITS.	
34		 ASSORTED PIPE FITTINGS, VALVES, 2 x DOSATRON 2.5m ³ /HOUR-2-10% ADDITIVE UNITS 1 x PALLET	
35		 SPRAY BAR, 1,900mm & BRUSH	
36		 3 x FLEXIBLE HOSES & FITTINGS 2 @ 1.5m APPROX 1 @ 3.0m APPROX.	
37		 BERENDS PTO DRIVEN POST HOLE BORER S/NO: 77649 WITH 190mm AUGER	
38		 CHRISTY & NOMIS PELLETIZER S/NO: BPM24227 WITH BOOKS 1960 EX GOV'T UNIT .	
39		 VERTICAL SPIRAL MIXER, NELSON BULK EQUIPMENT SUIT FEED WITH AUGER 3 PHASE MOTOR & STAND	

LOT	QTY	DESCRIPTION	NOTE
40		 SLASHER, NEW HOLLAND 96 2.5m WITH HYDRAULICS	
41		 PERKINS 510 V8 DIESEL SHORT ENGINE, BROKEN RING ALL FAULTS GOOD FOR SPARES	
42		 CONNER SHEA SUPER SEEDER, SERIES 2	
43		 VICON SUPER SPREADER, PTO DRIVE	
44		 TEAM POLY TANK, 500 LITRE, HONDA G200 MOTOR & BLOWER USED AS MISTER	
45		 SLASHER, BERENDS 6', PTO DRIVE	
46		 VARIOUS V-BELTS, ALL NEW, MUD FLAPS, PTO SHAFT & SIGNS	
47		 VERMEER 504 SUPER I PIN CONNECT PTO DRIVE 5 x 4' BAIL NO COMPUTER MANUAL STRING TIE	
48		 5 x GALV STORAGE BINS WITH 3 x TROLLEYS, 800 x 600 x 500mm APPROX	

LOT	QTY	DESCRIPTION	NOTE
49		ROAD LEVELLER, 2300mm (W)	
			
50		STRAW CHOPPER, 1200mm	
			
51		PADDOCK ROLLER, 2m ALL FAULTS	
			
52		TRAILCO SOFT HOSE IRRIGATOR WITH BIG GUN SPRAY HEAD	
			
53		SLASHER, LOXTON, 13' 5 HEAD PTO DRIVE	
			
54		HOWARD SELECTA TILT ROTARY HOE	
			
55		LENTZ D6808 TRACTOR NOT RUNNING INJECTOR PUMP FAULTY POWER STEERING FAULTY	
			
56		SEED DRILL, JOHN SHEARER G SERIES 28 ROW & FINGER HARROWS	
			

LOT	QTY	DESCRIPTION	NOTE
57		DEUTZ HARVESTER, SCRAP METAL ONLY	
			
58		MOWER CONDITIONER, JOHN DEERE 1326 TRAIL TYPE FLAIL CONDITIONER	
			
59		CULTIVATOR, BERENDS MOD: 0194 LINKAGE 7 TYNE HEAVY DUTY (CHISEL CULTIVATOR)	
			
60		TAARUP FLAIL FORAGE HARVESTER	
			
61		PRECISION SEEDER, KINZE 8 ROW NOT COMPLETE	
			
62		CROP CARRIER 2, NEW HOLLAND PTO DRIVE	
			
63		23 x PLASTIC POSTS, 2100mm	
			

LOT	QTY	DESCRIPTION	NOTE
64		<p>TOYOTA TRAYTOP FARM UTE, Paddock Use Only DOM. 08/84 SR-5 P/UP YN57-0003201 4 CYLINDER PETROL AUTOMATIC TRANSMISSION 2100 x 1800mm ALLOY TRAY, DROP SIDE RUNS & DRIVES A REAL FARM HACK.</p>	
65		<p>TOYOTA LAND CRUISER 10/ 1976. HJ45, 11J4S-008033 REG: SCS 607 ODO: 65,499kms 4x4 3.6 LITRE, 6 CYLINDER DIESEL 4 SPEED MANUAL STEEL TRAY, 2200 x 1800mm DROP SIDES. LONG RANGE FUEL TANK HELPER SPRINGS TO REAR RUNS DRIVES OK, REGULARLY USED ON FARM</p>	
66		2 x IBC'S, 1,000 LITRE	
67		2 x IBC'S, 1,000 LITRE	