











































LOT	QTY	DESCRIPTION	NOTE
1		GVA 200L, CHEST FREEZER, MODEL: GVABD-200, 240v	
2		2 TIER STAINLESS STEEL PREP BENCH, 5 SIDED, 160 x 720mm, SPLASH BACK	
3		2 TIER STAINLESS STEEL PREP BENCH WITH TWIN BOWL SINK, SPLASH BACK, 2800 x 720mm	
4		2 TIER STAINLESS STEEL INFILL BENCH, IRREGULAR SHAPED, 520 x 630mm, SPLASH BACK	
5		2 TIER STAINLESS STEEL INFILL BENCH, IRREGULAR SHAPED, 450 x 620mm, SPLASH BACK	
6		2 TIER STAINLESS STEEL PREP BENCH WITH TWIN BOWL SINK, 3350 x 740mm, SPLASH BACK & MIXER TAP	
7		2 TIER STAINLESS STEEL WALL MOUNT SHELF, 2700mm, 1 SHELF 400mm DEEP, 1 SHELF 300mm DEEP PLUS 2 TIER WALL MOUNT POT RACK (INCOMPLETE)	
8		2 x STAINLESS STEEL WALL MOUNT SHELF UNITS, 1700 x 300mm	







LOT	QTY	DESCRIPTION	NOTE
9		NORRIS COMMERCIAL DISHWASHER, CAFE MATE, STAINLESS STEEL, 240v	
10		DEEP FRYER, TWIN BASKET, NATURAL GAS, STAINLESS STEEL CASSED	
11		NORRIS DISHWASHER, MODEL: BT700, SPRINT, STAINLESS STEEL CASSED, 240v	
12		ROBAND REFRIGERATED BAIN MARIE, MODEL: SRX24, 1355mm (L), SQUARE GLASS FRONT, SELF CONTAINED REFRIGERATION	
12a		ROBAND REFRIGERATED BAIN MARIE, MODEL: SRX24, 1355mm (L), SQUARE GLASS FRONT, SELF CONTAINED REFRIGERATION	
13		STAINLESS STEEL PREP BENCH, 1200 x 800mm WITH 2 CIRCULAR CUTOUTS, SPLASH BACK & SLIDING DOOR CUPBOARD	
14		STAINLESS STEEL PREP BENCH, 1280 x 800mm WITH 2 CIRCULAR CUTOUTS, SPLASH BACK & SLIDING DOOR CUPBOARD	

LOT	QTY	DESCRIPTION	NOTE
15			<p>SANDWICH PREP FRIDGE, BAIN MARIE, 1470mm (L), GLASS FRONT & SIDES, 2 DOOR REFRIGERATED STORAGE, SELF CONTAINED COMPRESSOR, 240v</p>
16			<p>SKOPE PIZZA PREP FRIDGE, 'CENTAUR', MODEL: BC180S-3RRRS-E, 3 DOOR STAINLESS STEEL, WITH HINGED TOP, SELF CONTAINED REFRIGERATION, 1,810mm (L) 240v</p>
17			<p>PASTORFRIGOR OPEN FRONT REFRIGERATED DISPLAY CABINET, MODEL: MV-1875 MO, SELF CONTAINED REFRIGERATION, 2000 (W) x 2250 (H) x 850mm (D), 4 TIER, ILLUMINATED, 240v</p>
17a			<p>PASTORFRIGOR OPEN FRONT REFRIGERATED DISPLAY CABINET, MODEL: MV-1875 MO, SELF CONTAINED REFRIGERATION, 2000 (W) x 2250 (H) x 850mm (D), 4 TIER, ILLUMINATED, 240v</p>
18			<p>CAKE DISPLAY CABINET, 1200mm (W), SELF CONTAINED REFRIGERATION, 2 TIER, ILLUMINATED, 240v</p>
19			<p>HEAVY DUTY MANUAL PINEAPPLE CORER</p>
20			<p>MANUAL BAG SEALER & DISPENSER, SUIT POTATOES & ONIONS</p>
20a			<p>12 x MOULDED PLYWOOD CAFE CHAIRS, DARK BROWN, CHROME LEGS</p>

LOT	QTY	DESCRIPTION	NOTE
20b		12 x MOULDED PLYWOOD CAFE CHAIRS, DARK BROWN, CHROME LEGS	
21		12 x MOULDED PLYWOOD CAFE CHAIRS, DARK BROWN, CHROME LEGS	
22		12 x MOULDED PLYWOOD CAFE CHAIRS, DARK BROWN, CHROME LEGS	
23		12 x MOULDED PLYWOOD CAFE CHAIRS, DARK BROWN, CHROME LEGS	
24		12 x MOULDED PLYWOOD CAFE CHAIRS, DARK BROWN, CHROME LEGS	
25		12 x MOULDED PLYWOOD CAFE CHAIRS, TAN, CHROME LEGS	
26		12 x MOULDED PLYWOOD CAFE CHAIRS, TAN, CHROME LEGS	
27		12 x MOULDED PLYWOOD CAFE CHAIRS, TAN, CHROME LEGS	
28		12 x MOULDED PLYWOOD CAFE CHAIRS, TAN, CHROME LEGS	

LOT	QTY	DESCRIPTION	NOTE
29		12 x MOULDED PLYWOOD CAFE CHAIRS, TAN, CHROME LEGS	
			
30		12 x MOULDED PLYWOOD CAFE CHAIRS, TAN, CHROME LEGS	
			
31		8 x MOULDED PLYWOOD CAFE STOOLS, FIXED BASE, CHROME BASE	
			
32		6 x MOULDED PLYWOOD CAFE STOOLS, FIXED BASE, CHROME BASE	
			
33		6 x MOULDED PLYWOOD CAFE STOOLS, FIXED BASE, CHROME BASE	
			
34		12 x WHITE PVC MOULDED CHAIRS STACKABLE	
35		12 x CAFE TABLES, 700 x 520mm, WHITE ACRYLIC TOP, CHROME PEDESTAL BASE	
			
36		12 x CAFE TABLES, 700 x 520mm, WHITE ACRYLIC TOP, CHROME PEDESTAL BASE	
			
37		12 x CAFE TABLES, 700 x 520mm, WHITE ACRYLIC TOP, CHROME PEDESTAL BASE	
			

LOT	QTY	DESCRIPTION	NOTE
38		 <p>12 x CAFE TABLES, 700 x 520mm, WHITE ACRYLIC TOP, CHROME PEDESTAL BASE</p>	
39		 <p>12 x CAFE TABLES, 700 x 520mm, WHITE ACRYLIC TOP, CHROME PEDESTAL BASE</p>	
40		 <p>5 x CAFE TABLES, 700 x 520mm, WHITE ACRYLIC TOP, CHROME PEDESTAL BASE</p>	
41		 <p>10 x CIRCULAR CAFE TABLES, 700mm (D), WHITE ACRYLIC TOP, CHROME PEDESTAL BASE,</p>	
42		 <p>11 x MOULDED TIMBER CAFE CHAIRS, BLACK FRAME</p>	
43		 <p>10 x MOULDED TIMBER CAFE CHAIRS, BLACK FRAME</p>	
44		 <p>10 x MOULDED TIMBER CAFE CHAIRS, BLACK FRAME</p>	
45		 <p>COMPLETE POS/CASHIERS STATION 3000 x 800mm COMPRISING: 2 x POS TOUCH SCREEN REGISTERS, 2 x CUSTOMERS DISPLAY MONITORS, 2 x TERAOKA DIGITAL SCALES MODEL: DS-866, 15kg, 2 x DOCKET PRINTERS, 2 x CASH DRAWERS, CUSTOM BUILT PC CELERON 1.5ghz, 1GB RAM</p>	
46		 <p>COMPLETE POS/CASHIERS STATION 3000 x 800mm COMPRISING: 2 x POS TOUCH SCREEN REGISTERS, 2 x CUSTOMERS DISPLAY MONITORS, 2 x TERAOKA DIGITAL SCALES MODEL: DS-866, 15kg, 2 x DOCKET PRINTERS, 2 x CASH DRAWERS, CUSTOM BUILT PC CELERON 1.5ghz, 1GB RAM</p>	

LOT	QTY	DESCRIPTION	NOTE
47		2 TIER STAINLESS STEEL PREP BENCH, 1500 x 700m WITH SPLASHBACK	
48		2 TIER STAINLESS STEEL PREP BENCH, 1500 x 700m WITH SPLASHBACK	
49		SINGLE BOWL STAINLESS STEEL SINK 1500 x 700mm, 2 TIER WITH SPLASH BACK	
50		NUWEIGH HAND WRAPPER, 240v	
51		2 x NSF MODULAR STEEL SHELVING UNITS, 1800 x 1800mm (CONTENTS NOT INCLUDED)	
52		MODULAR STEEL SHELVING, 5 x UPRIGHTS, APPROX 12 x CROSS BEAMS + SHELVES, SOME DAMAGED	
53		3 TIER PLASTIC COATED COOL ROOM RACK, 1800 x 1700mm	
54		LINDE OPEN FRONT REFRIGERATED DISPLAY CABINET, UNIT TYPE: OPTIMER 1946, SELF CONTAINED REFRIGERATION, 1800 (W) x 1900 (H) x 850mm (D), 4 TIER, ILLUMINATED, 240v, 15amp (DAMAGED GLASS)	