





LOT	QTY	DESCRIPTION	NOTE
1		<p>FANUC ROBOT R-2000IB 210F NO: R09700282 TYPE: A05B-1329-B205 WEIGHT: 1,240kg DATE: 7/2009 WITH FANUC CONTROL CABINET MOD: SYSTEM R-301A</p>	
2		<p>FANUC ROBOT R-2000IB 210F NO: R09700282 TYPE: A05B-1329-B205 WEIGHT: 1,240kg DATE: 7/2009 WITH FANUC CONTROL CABINET MOD: SYSTEM R-301A</p>	
3		<p>FANUC ROBOT R-2000IB 210F NO: R09700282 TYPE: A05B-1329-B205 WEIGHT: 1,240kg DATE: 7/2009 WITH FANUC CONTROL CABINET MOD: SYSTEM R-301A</p>	
4		<p>FANUC ROBOT MINOR DAMAGE R-2000IB 210F NO: R09700282 TYPE: A05B-1329-B205 WEIGHT: 1,240kg DATE: 7/2009 WITH FANUC CONTROL CABINET MOD: SYSTEM R-301A</p>	
5		<p>FANUC ROBOT R-2000IB 210F NO: R09700282 TYPE: A05B-1329-B205 WEIGHT: 1,240kg DATE: 7/2009 WITH FANUC CONTROL CABINET MOD: SYSTEM R-301A</p>	
6		<p>FANUC ROBOT R-2000IB 210F NO: R09700282 TYPE: A05B-1329-B205 WEIGHT: 1,240kg DATE: 11/2008 WITH FANUC CONTROL CABINET MOD: SYSTEM R-301A</p>	

LOT	QTY	DESCRIPTION	NOTE
-----	-----	-------------	------

7



FANUC ROBOT  
R-2000IB 210F  
NO: R09700282  
TYPE: A05B-1329-B205  
WEIGHT: 1,240kg  
DATE: 7/2009  
WITH FANUC CONTROL CABINET  
MOD: SYSTEM R-301A

8




FANUC ROBOT  
R-2000IB 210F  
NO: R09700282  
TYPE: A05B-1329-B205  
WEIGHT: 1,240kg  
DATE: 7/2009  
WITH FANUC CONTROL CABINET  
MOD: SYSTEM R-301A

9



FANUC ROBOT  
R-2000IB 210F  
NO: R09700282  
TYPE: A05B-1329-B205  
WEIGHT: 1,240kg  
DATE: 7/2009  
WITH FANUC CONTROL CABINET  
MOD: SYSTEM R-301A

10



FANUC ROBOT  
R-2000IB 210F  
NO: R09700282  
TYPE: A05B-1329-B205  
WEIGHT: 1,240kg  
DATE: 7/2009  
WITH FANUC CONTROL CABINET  
MOD: SYSTEM R-301A

11



FANUC ROBOT  
R-2000IB 210F  
NO: R09700282  
TYPE: A05B-1329-B205  
WEIGHT: 1,240kg  
DATE: 7/2009  
WITH FANUC CONTROL CABINET  
MOD: SYSTEM R-301A  
ON STEEL BASE PLATES

LOT	QTY	DESCRIPTION	NOTE
-----	-----	-------------	------

12



FANUC ROBOT  
R-2000IB 210F  
NO: R09700282  
TYPE: A05B-1329-B205  
WEIGHT: 1,240kg  
DATE: 7/2009  
WITH FANUC CONTROL CABINET  
MOD: SYSTEM R-301A  
ON STEEL BASE PLATE

13



HEAVY DUTY STEEL PLATE ROBOT STAND, SUIT FANUC  
MOD: R-2000IB  
DIAMETER: 860mm  
HEIGHT: 980mm  
BASE FOOTPRINT: 1190 x 1010mm

14



HEAVY DUTY STEEL PLATE ROBOT STAND, SUIT FANUC  
MOD: R-2000IB  
DIAMETER: 860mm  
HEIGHT: 980mm  
BASE FOOTPRINT: 1190 x 1010mm

15



HEAVY DUTY STEEL PLATE ROBOT STAND, SUIT FANUC  
MOD: R-2000IB  
DIAMETER: 860mm  
HEIGHT: 1070mm  
BASE FOOTPRINT: 1240 x 1240mm

16



HEAVY DUTY STEEL PLATE ROBOT STAND, SUIT FANUC  
MOD: R-2000IB  
DIAMETER: 860mm  
HEIGHT: 1080mm  
BASE FOOTPRINT: 1160 x 1200mm

LOT	QTY	DESCRIPTION	NOTE
-----	-----	-------------	------

17



HEAVY DUTY STEEL PLATE ROBOT STAND, SUIT FANUC  
 MOD: R-2000IB  
 DIAMETER: 860mm  
 HEIGHT: 1150mm  
 TOP FOOTPRINT: 770 x 720mm  
 BASE FOOTPRINT: 1620 x 1200mm

18



HEAVY DUTY STEEL PLATE ROBOT STAND, SUIT FANUC  
 MOD: R-2000IB  
 DIAMETER: 860mm  
 HEIGHT: 1150mm  
 TOP FOOTPRINT: 770 x 720mm  
 BASE FOOTPRINT: 1620 x 1200mm

19



HEAVY DUTY STEEL PLATE ROBOT STAND, SUIT FANUC  
 MOD: R-2000IB  
 DIAMETER: 860mm  
 HEIGHT: 1150mm  
 TOP FOOTPRINT: 770 x 720mm  
 BASE FOOTPRINT: 1620 x 1200mm

20











HEAVY DUTY STEEL PLATE ROBOT STAND, SUIT FANUC  
 MOD: R-2000IB  
 CIRCULAR  
 HEIGHT: 970mm  
 TOP PLATE: 1290mm  
 HEIGHT: 970m  
 BASE: 1600mm









21



HEAVY DUTY STEEL PLATE ROBOT STAND, SUIT FANUC  
 MOD: R-2000IB  
 CIRCULAR  
 HEIGHT: 970mm  
 TOP PLATE: 1290mm  
 HEIGHT: 970m  
 BASE: 1600mm

LOT	QTY	DESCRIPTION	NOTE
22		<p>HEAVY DUTY STEEL PLATE ROBOT STAND, SUIT FANUC  MOD: R-2000IB  CIRCULAR  HEIGHT: 1180mm  TOP PLATE: 1290mm  HEIGHT: 970m  BASE: 1600mm</p>	
23		<p>COOLROOM (DIS-ASSEMBLED)  2100mm (H)  2400 x 2400mm APPROX  PLUS EXTRA PALLET OF PANELS &amp; DOORS</p>	
24		<p>3 x STEEL STANDS &amp; COMPONENTS</p>	
25		<p>PNEUMATIC LIFTING FRAME &amp; AIR LINE</p>	
26		<p>5 x SPOT WELDING HEADS, OBARA  WELDING TRANSFORMER  TYPE: NL110H-610  HEAD  SRTX-K0808  DOM: 09  KOREA</p>	
27		<p>CLAYTON CHAN HOIST, ELECTRIC  SWL: 1/2 TONNE</p>	









LOT	QTY	DESCRIPTION	NOTE
28		PNEUMATIC LIFTING FRAME & AIR LINE	
			
29		3 x STEEL STANDS & COMPONENTS	
			
30		2x KNIGHT OVERHEAD SWIVEL, PNEUMATIC ARM MANIPULATOR ON TROLLEYS	
			
31		2 x OVERHEAD PNEUMATIC INDUSTRIAL MANIPULATORS, DALMEC 100kg RATED DOM: 2005	
			
32		OVERHEAD PNEUMATIC MANIPULATOR ARM, KNIGHT	
			
33		STEEL, HEAVY DUTY, STACKABLE STILLAGE, 2400 x 1700 x 860mm & CONTENTS VARIOUS PNEUMATIC PEDESTALS & COMPONENTS	
			
34		STEEL, HEAVY DUTY STACKABLE STILLAGE, 2400 x 1700 x 860mm & CONTENTS SPOT WELDING HEAD, PEDESTALS & COMPONENTS	
			
35		1 x PALLET (17 APPROX) BULKA BAGS, BOTTOM DRAIN	
			








LOT	QTY	DESCRIPTION	NOTE
36		 <p>6 x SPOT WELDERS, OBARA 110KVA</p>	
37		 <p>OVERHEAD POWERED CHAIN HOIST, DEMAG 2 TONNE, 415V TYPE: DKUN 10-1000 KVI 4F</p>	
38		 <p>HENROB FASTENER MOD: PP2217415302F 415V HYDRAULIC RIVET UNIT</p>	
39		 <p>2 x HEAVY DUTY PNEUMATIC PRESS UNITS, SHORT STROKE</p>	
40		 <p>OVERHEAD POWERED CHAIN HOIST, DEMAG 2 TONNE, 415V TYPE: DKUN 10-1000 KVI 4F</p>	
41		 <p>SPOT WELDER, OBARA 110KVA DOM: 2009 LONG REACH</p>	
42		 <p>3 x SPOT WELDING HEADS, OBARA 110KVA DOM: 2009-2004 APPROX</p>	
43		 <p>2 x SPOT WELDING HEADS, OBARA 110KVA DOM: 2009-2004 APPROX</p>	











LOT	QTY	DESCRIPTION	NOTE
44		 <p>2 x SPOT WELDING HEADS, OBARA 110KVA DOM: 2009-2004 APPROX</p>	
45		 <p>ALUMINIUM PLATFORM LADDER, LADDERWELD 130kg 1400mm</p>	
46		 <p>QUANTITY OF STYRENE PANELS 10 @ 2425 x 1195 x 75mm 6 @ 2420 x 1200 x 110mm 6 @ 2425 x 1190 x 70mm 13 @ 2420 x 1190 x 35mm</p>	
47		 <p>OVERHEAD CRANE, TWIN BEAM POWERED TRAVEL 600kg NO HOIST 5.4m BEAMS</p>	
48		 <p>KAESER PACKAGED AIR COMPRESSOR, AIRTOWER 31 TOTAL HOURS: 44,368 LOAD HOURS: 19,762 INCLUDES 3 INLINE FILTERS</p>	
49		 <p>LARGE HORIZONTAL RECEIVER DOM: 10/2010 4 x 1.2m APPROX</p>	
50		 <p>ICI CALDAIE STEAM BOILER TYPE: AX1750 CODE: 86141750 NO. FABRICATIONS: 62702003 DATE: 12/11/2009 DESIGN REG: SD-2010-1559-1 INSTAL DATE: 28/9/2010 INCLUDES LARGE ACCUMULATOR HORIZONTAL INSULATED 5 (H) x 1.8m (D) APPROX UPRIGHT PRESSURE TANK 2.5 (H) x 1.5m (D) ON 3 LEG STAND COMPLETE WITH LOCALIZED VALVES &amp; PLUMBING</p>	








LOT	QTY	DESCRIPTION	NOTE
51		 <p>SWITCHBOARD MAIN CONTROL PANEL, 4 DOOR 2400 x 500 (D) x 1600mm RITTAL SK3303100 C/B &amp; PLC CONTROLS</p>	
52		 <p>SWITCHBOARD MAIN CONTROL PANEL, 5 DOOR 3000 x 500 (D) x 1600mm 60 AMP MAIN SWITCH C/B &amp; PLC CONTROLS</p>	
53		 <p>OVERHEAD CRANE, TWIN BEAM 600kg NO HOIST WITH WHEEL CARRIAGES 5.4m BEAMS</p>	
54		 <p>OVERHEAD CRANE, TWIN BEAM 600kg NO HOIST WITH WHEEL CARRIAGES 5.0m BEAMS</p>	
55		 <p>STEEL POST, FLANGED BASE, 300UB 4.5m (H) YELLOW</p>	
56		 <p>4 x ROLLER CONVEYOR SECTIONS 3m x 530mm WITH ADJUSTABLE HEIGHT LEGS &amp; 1 x BOX SPARE ROLLERS</p>	
57		 <p>RAE SYSTEMS GAS SENSOR KIT MOD: PGU-2400P IN CASE</p>	
58		 <p>80 (APPROX) x R5 INSULATION BATTS 2 x PALLETS</p>	

LOT	QTY	DESCRIPTION	NOTE
59		GALV BUILDING CLIPS, 1 x CRATE	
60		10-16x128 INDENT HEX HEAD F3 SELF DRILLING SCREWS 160 x CARTONS (600/CARTON) 96000 SCREWS (APPROX) 5 x PALLETS	
61		GRACO DIAPHRAGM PUMP, HUSKY 1050	
62		1/4 & 3/4 FULL (200 LITRE) DRUM SPRAY PROBOND INSULATION WITH GRACO AIR PUMP, HOSES & SPRAY GUN	
63		AIR MOTOR, BINKS MOD: 842010 WITH BOOKS NEW	
64		ASSORTED SPARE PARTS, FITTINGS, VALVES, ETC 1 x PALLET	
65		TRAFFIC SPOT LIGHT	

LOT	QTY	DESCRIPTION	NOTE
66		 <p>HIRSCH WALL PANEL MACHINE  MOD: GTH800L  S/NO: BM-B080 VU-B080  DELIVERY DATE: 2/2010  BUILT IN ITALY  MAX PANEL SIZE: 8000 x 3050 x 200mm  MIN PANEL SIZE: 4000 x 2400 x 100mm  INCLUDES PANEL CONVEYOR SYSTEM &amp;  RAW MATERIAL BUNKERS  FEEL BLOWERS &amp; DUCTING  HIRSCH GRINDER UNIT  DOM: 2009  S/NO: GR-B090  BUNKERS ARE SOFT WALL BAG  4 LARGE 5 x 5 x 4m APPROX  2 SMALL 3 x 3 x 4m APPROX  WITH PNEUMATIC CONTROL FEED  CHUTES &amp; DUCTING  HIRSHC VACUUM UNIT  S/NO: VU-B080  DOM: 2010</p>	
67		 <p>HIRSCH PRE EXPANDER  TYPE: PREEX6000DC  NO: 1-255  DOM: 11/2009  415V, 15.7kw  32.24AMP  WEIGHT: 2,900kg  INCLUDES PLATFORM &amp; STAIRS</p>	
68		 <p>PRODUCT HOPPER, EAST WEST ENGINEERING  TYPE: J6820A  S/NO: 65826A  SWL: 1,000kg  VOLUME: 1.85m3</p>	
68a		 <p>HORIZONTAL WIRE CUTTER, FUYANG D&amp;T INDUSTRIAL CO  LTD  BED SIZE: 7.5 x 2.9m  WITH MAC MOTION CONTROL</p>	
69		 <p>LARGE QUANTITY STEEL MESH MACHINE SAFETY BARRIER &amp;  FENCING, VARIOUS SIZES  45 PIECES APPROX  WITH GATE</p>	

LOT	QTY	DESCRIPTION	NOTE
70		ALUMINIUM PLATFORM LADDER, LADDERWELD 130kg 1400kg MOBILE	
71		4 x ROLLER CONVEYOR SECTIONS, STEEL GALV ROLLERS DOUBLE WIDTH 3 @ 2200 x 300mm (W) 1 @ 1600 x 3000mm(W) 1440mm ROLLERS ADJUSTABLE LEGS	
72		2 x LARGE SHEETS STYRENE PANELS 7200 (L) x 2430 (W) x 1100mm (THICK)	
73		ASSORTED CLIPSAL SWITCH COVERS, 34 x CARTONS APPROX 2 x PALLETS	
74		350 (APPROX) x LED CEILING LIGHTS & DRIVERS 1 x PALLET	
75		ASSORTED LIGHT FITTINGS & PROMOTIONAL CAP SETS CONTENTS 1 x PALLET	
76		ALUMINIUM PLATFORM LADDER, LADDERWELD 130kg 1400kg MOBILE	
77		12 x PALLETS KITCHEN CUPBOARDS, 1 x COUCH & 4 SEATER LOUNGE SETTING	

LOT	QTY	DESCRIPTION	NOTE
78		13 x SINGLE MATTRESSES & 2 x SINGLE BED FRAMES	
79		PHOTOCOPIER, CANON SUPER G3	
80		2 x CLOTHES DRYERS, SCHOLB STOVE, 3 x ELECTRIC HOT PLATES & ELECTRIC RANGEHOOD	
81		CHEF STOVE & RANGEHOOD	
82		DUX GAS HOT WATER SERVICE, PROFLO 3	
83		RHEEM SOLAR/GAS ASSIST HOT WATER SERVICE	

LOT	QTY	DESCRIPTION	NOTE
-----	-----	-------------	------

84



RINNAI SOLAR HOT WATER SERVICE  
TANK SP S/M  
315 LITRE

85



RHEEM SOLAR HILINE HOT WATER SERVICE  
160 LITRE

86



LAUNDRY SINK CABINET, STAINLESS STEEL SINK  
630 x 470 x 900mm

87



LAUNDRY SINK CABINET, STAINLESS STEEL SINK  
630 x 470 x 900mm

88



LAUNDRY SINK CABINET, STAINLESS STEEL SINK  
630 x 470 x 900mm

89











ROUND OUTDOOR TABLE, GLASS TOP, 900mm  
4 x NON MATCHING CHAIRS, POT & 2 x VASES

LOT	QTY	DESCRIPTION	NOTE
90		9 x TIMBER DOORS & 2 x TIMBER GATES	
91		FIBREGLASS BATHTUB, SOFT LOUNGE CHAIR, 3 x OUTDOOR CHAIRS & 2 x CUPBOARDS	
92		ELECTRIC OVEN, SMEG NEW	
93		ELECTRIC OVEN, WESTINGHOUSE NEW	
94		SAILBOARD	
95		30 SHEETS GYPROCK, 3000 x 1200 x 13mm & 1 x PALLET ASSORTED SHEETS & EDGE STRIPS	
96		USED CUPBOARDS & PANELS, 10 x PALLETS	

**OUTSIDE YARD**



LOT	QTY	DESCRIPTION	NOTE
97		<p>LARGE COOLING TOWER            3.7 (L) x 1.7 x 3.0m            DUAL FAN WITH PUMP            DISCOVERY AT FIRST JOINT            ON STEEL BASE WITH SEPARATE FILTER &amp;            DOSING TANKS            OVERALL FOOTPRINT: 4.3 (L) x 3.0 (W) x 3.7m (H)</p>	
98		<p>HYDRO THERMAL COOLING TOWER            2.55 (L) x 1.8 x 2.6m (H)            DUAL FAN NO ACCESSORIES            OVERALL FOOTPRINT: 2.6 (L) x 2.9 (W) x 2.7m (H)</p>	
99		<p>STEEL STAIR SET            HEIGHT TO PLATFORM: 3.4m            2.5m (W)            4.3m (L) WITH            HAND RAILS, GALV</p>	
100		<p>5 x MONO CRANE RAIL SECTIONS            35m TOTAL APPROX            WITH BEAM CLAMPS            200kg RATING</p>	
101		<p>3 x PAIRS STEELWORK STANDS INC            1 PAIR @ 2060 x 840mm &amp;            2 PAIRS @ 2060 x 820mm</p>	
102		<p>DEMAG OVERHEAD CRANE BEAM WITH DRIVE MOTORS            800kg RATED            8.2m (W)            NO HOIST</p>	
103		<p>DEMAG OVERHEAD CRANE BEAM WITH DRIVE MOTORS            800kg RATED            8.2m (W)            NO HOIST</p>	
104		<p>7 x SECTIONS MONORAIL BEAM            70m APPROX</p>	

LOT	QTY	DESCRIPTION	NOTE
105		4 x STEEL BENCH FRAMES INC 3 @ 3100 x 600 x 840mm 1 @ 3700 x 670 x 920mm	
106		SOLAR COLLECTOR MOD: NPT200 1900 x 100mm APPROX	
107		SOLAR COLLECTOR MOD: NPT200 1900 x 100mm APPROX	
108		SOLAR COLLECTOR, RINNAI PART NO: R18801741 1900 x 1000mm APPROX	
109		SOLAR COLLECTOR, RINNAI PART NO: R18801741 1900 x 1000mm APPROX	
110		3 x SAFETY MIRRORS	