










LOT	QTY	DESCRIPTION	NOTE
1		 <p>MONACO FIBREGLASS POOL SHELL, 10.6 X 4.4 MTR, DEPTH 1 TO 2 MTR, (NO COPING TILES)</p> <p>NO IMAGE AVAILABLE</p>	
2		 <p>MARINA QUAY FIBREGLASS POOL SHELL, 6.7 X 3.2 MTR, DEPTH 1.15 TO 1.75 MTR, WITH COPING TILES</p> <p>NO IMAGE AVAILABLE</p>	
3		 <p>IMPERIAL FIBREGLASS POOL SHELL, 7 X 4 MTR, DEPTH 1 TO 1.7 MTR, WITH COPING TILES</p> <p>NO IMAGE AVAILABLE</p>	
4		 <p>AT655 FIBREGLASS POOL SHELL, 6 X 3 MTR, DEPTH 0.98 TO 1.7 MTR WITH COPING TILES</p> <p>NO IMAGE AVAILABLE</p>	
5		 <p>CAPRICE FIBREGLASS POOL SHELL, 8 X 3 MTR, DEPTH 1.2 TO 1.75 MTR WITH SPILL WAY SPA BATH 2.1 X 2.1 MTR WITH COPING TILES</p> <p>NO IMAGE AVAILABLE</p>	
6		 <p>PANAMA FIBREGLASS POOL SHELL, 8 X 4 MTR, DEPTH 1 TO 1.8 MTR WITH COPING TILES</p> <p>NO IMAGE AVAILABLE</p>	
7		 <p>EMPIRE FIBREGLASS POOL SHELL, 6 X 3 MTR, DEPTH 1 TO 1.75 WITH COPING TILES</p> <p>NO IMAGE AVAILABLE</p>	

LOT	QTY	DESCRIPTION	NOTE
-----	-----	-------------	------

8		FIBREGLASS POOL SHELL, 7.4 X 4.2 MTR (APPROX), DEPTH 1 TO 1.75 MTR WITH COPING TILES	
9		PAVERS, APPROX 80m2 - BUYER TO REMOVE WITHIN 48 HOURS TO FACILITATE POOL REMOVAL	